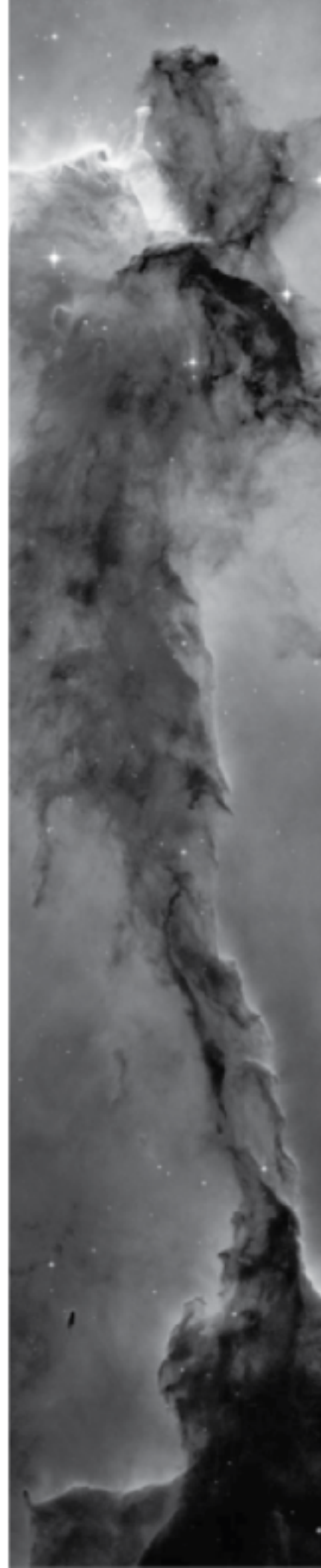


EDWARD BROWN

RADIATION IN  
ASTROPHYSICS



*About the cover:* The image is of a dust pillar in the Eagle Nebula.  
Image Credit: The Hubble Heritage Team, (STScI/AURA), ESA, NASA

© 2017 Edward Brown  
git version d1774a8f ...



Except where explicitly noted, this work is licensed under the Creative Commons Attribution-NonCommercial-ShareAlike 4.0 International (CC BY-NC-SA 4.0) license.

## Preface

These notes are from a graduate-level course on radiative processes in astrophysics at Michigan State University. Because the course is taught in fall semesters of alternating years, the only preparation assumed is that the students have completed an undergraduate degree in physics or astronomy.

The notes are meant as a supplement to the main text, Rybicki and Lightman<sup>1</sup>, and the secondary text, Shu<sup>2</sup>. The coverage therefore expands upon topics covered in those texts, rather than aiming to be a standalone monograph. The first two chapters are meant to fill in a gap between this course and undergraduate coursework on quantum mechanics and electromagnetism, since astronomy students at Michigan State do not typically take graduate-level quantum or a second semester of electromagnetism prior to taking this course.

Some of the topics and the style of presentation were inspired by three courses taught at UC-Berkeley in the mid-90's: Fluid Mechanics, taught by Professor J. Graham; Radiation Astrophysics, taught by the late Professor D. Backer; and Physics of the Interstellar Medium, taught by Professor C. McKee. I also am grateful for extensive notes on these topics from Professor J. Arons. Finally, I am indebted to the students who are taking the MSU course for their questions, feedback, and encouragement.

The text layout uses the `tufte-book`<sup>3</sup> L<sup>A</sup>T<sub>E</sub>X class: the main feature is a large right margin in which the students can take notes; this margin also holds small figures and sidenotes. Exercises are embedded throughout the text. These range from “reading exercises” to longer, more challenging problems.

THESE NOTES ARE UNDER ACTIVE DEVELOPMENT; to refer to a specific version, please use the eight-character stamp labeled “git version” on the copyright page.

<sup>1</sup> George B. Rybicki and Alan P. Lightman. *Radiative Processes in Astrophysics*. Wiley, 1979

<sup>2</sup> Frank H. Shu. *Radiation*, volume I of *The Physics of Astrophysics*. University Science Books, 1991

<sup>3</sup> <https://tufte-latex.github.io/tufte-latex/>



# Contents

1	<i>Coulomb to Faraday</i>	1
2	<i>Maxwell to Einstein</i>	9
3	<i>Describing Radiative Intensity</i>	17
4	<i>Transfer Equation</i>	23
5	<i>Simple Radiating Systems</i>	35
6	<i>Bremsstrahlung Radiation</i>	45
7	<i>Relativity</i>	49
8	<i>Synchrotron Radiation</i>	57
9	<i>Spectral Lines</i>	65
A	<i>Technical Notes</i>	73
	<i>Bibliography</i>	79



## List of Figures

- 1.1 Propagation of an electromagnetic wave in free space. 3
- 1.2 A ray (arrow) is tangent to the  $\perp$  of each surface of constant phase  $\psi$  (labeled here  $\psi_0, \psi_1, \psi_2$ ). 6
- 1.3 Possible paths between two points at times  $t_1$  and  $t_2$ . 7
- 1.4 Top: reflection of light from a surface. Bottom: refraction of light as it passes from a medium with index  $n_1$  into a medium with index  $n_2$ . 7
- 1.5 Scattering of light by water droplet with one internal reflection. 8
  
- 3.1 The intensity  $I_\nu$  is the energy in a frequency band  $d\nu$  propagating into a cone about direction  $\hat{\mathbf{k}}$  incident on area  $dA$  in a time  $dt$ . 18
- 3.2 The intensity from a sphere observed a distance  $D$  away. 21
  
- 6.1 Geometry for scattering problem. 47
  
- 8.1 Radiation electric field for a particle moving in the  $xy$  plane. 58
- 8.2 The electric field, scaled to its maximum value, as a function of  $\gamma\omega_B t$ . 59





# List of Exercises

1.1	Applications of Fermat's Principle	7
1.2	Optics of a water droplet	8
2.1	Size of terms in electromagnetic Hamiltonian	12
2.2	Working with $\hat{A}_{kq}^\dagger$ and $\hat{A}_{kq}$ .	14
3.1	Suppose that you observe a star with your naked eye	18
3.2	Fluence of the Crab nebula	19
3.3	Radio energy received over history of astronomy	19
3.4	Blackbody spectral distribution with respect to wavelength	20
3.5	Brightness temperature of a broadcast antenna	20
3.6	Energy flux integrated over frequency	20
3.7	The flux from a sphere	21
4.1	An approximate expression for the airmass.	24
4.2	Einstein coefficients for degenerate levels	26
4.3	Mean free path for both scattering and absorption	26
4.4	An example of the source function	27
4.5	Spectrum from thermal free-free emission	28
4.6	Accuracy of the Eddington approximation	31
4.7	The two-stream approximation	32
4.8	Intensity as a function of angle in a grey atmosphere	33
4.9	An irradiated grey atmosphere	34
5.1	Electric field of a radiating charge.	38
5.2	Relative size of accelerations from electric, magnetic fields	38
5.3	Mean lifetime of an excited state	41
5.4	Dispersion measure of the interstellar medium	42
5.5	Work done by an oscillating electric field in a cold, collisionless plasma	43
5.6	Rotation of the plane of polarization by a magnetized plasma	44
6.1	Plasma interaction	46
6.2	Power emitted during encounter between electron and ion	47
6.3	Fourier relations	48

7.1	Inverse Lorentz transformation	51	
7.2	Length contraction	52	
7.3	The four-velocity as tangent to world line	52	
7.4	Low-energy electron scattering	53	
7.5	Inverse doppler shift	55	
8.1	Galactic synchrotron emission	59	
9.1	Why infinitely opaque lines are not completely black	70	
A.1	Atomic units	74	
A.2	Tensor calculus	76	
A.3	Relations in vector calculus	76	
A.4	Hermitian adjoints of composite operators	76	
A.5	Hermitian operators have real eigenvalues	76	

# 1

## *From Coulomb to Ampère to Faraday*

### 1.1 *Maxwell's Equations for Electromagnetism*

Radiation is an electromagnetic phenomenon. It is useful, therefore, to give a brief review of the governing equations of electromagnetism. As we do so, we will also indicate how the units for the actors in electromagnetism—charges and fields—are defined. Unlike much of physics and engineering, astronomy does not use the *Système International* (SI) units, but rather the Gaussian system of units. Hopefully this brief introduction, based on the discussion in Jackson [1975], will ease the transition from undergraduate coursework<sup>1</sup>.

The equations of electromagnetism are based on a few experimental relations. The first experimental relation is Coulomb's law,

$$\mathbf{F}_C = k_C \frac{q_1 q_2}{d^2} \mathbf{e}_r, \quad (1.1)$$

which establishes that the force  $F_C$  on charge  $q_2$  due to charge  $q_1$  is inversely proportional to the square of the distance  $d$  between them. Here  $k_C$  is a constant of proportionality. The unit vector  $\mathbf{e}_r$  points along the line connecting  $q_1$  and  $q_2$ .

In general, describing a system of charges in terms of the forces between pairs of particles is cumbersome. It is more useful to define the electric field of a charge  $q$ ,

$$\mathbf{E} = k_C \frac{q}{d^2} \mathbf{e}_r,$$

as the force on a test charge at a given position in the limit of an infinitesimally small test charge. It is found experimentally that the fields obey superposition: the electric field at a given point is the linear sum of the electric field produced by individual charges. To be completely general, we could have defined the electric field as being proportional to the force, so that  $\mathbf{E} = k_E k_C q / d^2 \mathbf{e}_r$ . In all commonly used systems of units, however, the electric field is defined so that  $k_E \equiv 1$ ; we shall not bother with this distinction any further.

If we have a system of many small, numerous charges, such that  $\Delta q$  is the charge in an infinitesimal volume  $\Delta V$  located at position  $\mathbf{x}$ , then

<sup>1</sup> For further information on different systems of units, see § A.1.

we can define a charge density  $\rho(\mathbf{x}) = \Delta q / \Delta V$ . Integrating the electric field over a surface enclosing a volume  $dV$  and converting to a differential relation gives the first Maxwell equation,

$$\nabla \cdot \mathbf{E} = 4\pi k_C \rho. \quad (1.2)$$

The second experimental relation is Ampère's law for the force per unit length between two infinitely long, parallel wires a distance  $d$  apart and carrying currents  $I_1$  and  $I_2$ :

$$\frac{d\mathbf{F}_A}{dl} = -2k_A \frac{I_1 I_2}{d} \mathbf{e}_r. \quad (1.3)$$

Here  $k_A$  is another proportionality constant and the factor 2 is foresight. The force points along a vector  $\mathbf{e}_r$  from wire 1 to wire 2 and is perpendicular to the wires. The force is attractive if the currents in the wires flow in the same direction.

Most systems of units define current as charge per time<sup>2</sup>  $I = dq/dt$ , so charge has dimension [current  $\times$  time]. In analogy with the charge density, we define a current density  $\mathbf{J}(\mathbf{x}, t)$  as the current per unit area. Conservation of charge means that the change in charge density at a point must be accounted for by a net divergence of the current density:

$$\frac{\partial \rho}{\partial t} + \nabla \cdot \mathbf{J} = 0. \quad (1.4)$$

With this definition of current, we compute the dimensionless ratio  $F_C/F_A$  and find that  $k_C/k_A$  must have dimension [length/time]<sup>2</sup>. Experimentally this ratio is found to be  $k_C/k_A = c^2$ ; we can therefore choose either  $k_C$  or  $k_A$  and then the other constant is fixed.

The magnetic field is defined as the force per unit length per unit of current,

$$B = k_B \frac{dF_A}{dl} \frac{1}{I} = -2k_A k_B \frac{I}{d}.$$

The ratio of the electric and magnetic fields therefore has dimension

$$\left[ \frac{E}{B} \right] \sim \left[ \frac{\text{length}}{\text{time}} \right] \frac{1}{k_B}.$$

We need the constant of proportionality  $k_B$  to allow for  $\mathbf{B}$  having different dimensions from  $\mathbf{E}$ .

The lack of magnetic monopoles—our third experimental relation—implies that

$$\nabla \cdot \mathbf{B} = 0, \quad (1.5)$$

which is the second Maxwell equation. The third Maxwell equation is Faraday's law that the electromotive force—the integral of the electric field around a circuit—is proportional to the rate of change of the magnetic flux threading that circuit. In vector form,

$$\nabla \times \mathbf{E} = -k_F \frac{\partial \mathbf{B}}{\partial t} \quad (1.6)$$

<sup>2</sup> In modified Gaussian units,  $I = c^{-1} dq/dt$ , so that current and charge manifestly form a 4-vector.

From this equation, the dimension of  $k_F$  is

$$[k_F] \sim \left[ \frac{\text{time}}{\text{length}} \right] \cdot \left[ \frac{E}{B} \right] \sim \left[ \frac{1}{k_B} \right].$$

From the general relation between  $\mathbf{B}$  and a system of currents we obtain an equation for magnetostatics,

$$\nabla \times \mathbf{B} = 4\pi k_A k_B \mathbf{J}. \quad (1.7)$$

When dealing with time-dependent phenomena, such as charging a capacitor, the four equations (1.2), (1.5), (1.6), and (1.7) do not give consistent results. Maxwell realized that the fix was to enforce charge conservation by replacing  $\mathbf{J}$  in equation (1.7) with

$$\mathbf{J} \rightarrow \mathbf{J} + \frac{1}{4\pi k_C} \frac{\partial \mathbf{E}}{\partial t}.$$

This completes Maxwell's equations:

$$\begin{aligned} \nabla \cdot \mathbf{E} &= 4\pi k_C \rho & \nabla \cdot \mathbf{B} &= 0 \\ \nabla \times \mathbf{E} &= -k_F \frac{\partial \mathbf{B}}{\partial t} & \nabla \times \mathbf{B} &= 4\pi k_A k_B \mathbf{J} + \frac{k_A k_B}{k_C} \frac{\partial \mathbf{E}}{\partial t} \end{aligned}$$

If the charge density  $\rho$  and current density  $\mathbf{J}$  are zero, then the two equations for  $\nabla \times \mathbf{E}$  and  $\nabla \times \mathbf{B}$  can be combined to give a wave equation for  $\mathbf{B}$  and  $\mathbf{E}$ ,

$$\nabla^2 \begin{Bmatrix} \mathbf{B} \\ \mathbf{E} \end{Bmatrix} = \frac{k_A k_B k_F}{k_C} \frac{\partial^2}{\partial t^2} \begin{Bmatrix} \mathbf{B} \\ \mathbf{E} \end{Bmatrix}. \quad (1.8)$$

The wave propagation speed is

$$\sqrt{\frac{k_C}{k_A k_B k_F}} = \frac{c}{\sqrt{k_B k_F}}.$$

Since electromagnetic waves do indeed propagate with velocity  $c$ , we must have  $k_F \equiv k_B^{-1}$ . The vectors  $\mathbf{E}$ ,  $\mathbf{B}$ , and direction of propagation  $\mathbf{k}$  form a right-handed triad (Fig. 1.1).

Finally, from the two homogeneous equations  $\nabla \cdot \mathbf{B} = 0$  and  $\nabla \times \mathbf{E} + k_F \partial \mathbf{B} / \partial t = 0$ , we can define potentials  $(\Phi, \mathbf{A})$  such that  $\mathbf{B} = \nabla \times \mathbf{A}$  and  $\mathbf{E} = -\nabla \Phi - k_F \partial \mathbf{A} / \partial t$ . These potentials will be used in Ch. 2 when we quantize the electromagnetic field.

WE HAVE TWO INDEPENDENT CONSTANTS TO SPECIFY OUR SYSTEM OF ELECTROMAGNETIC UNITS:  $k_F$  and either  $k_C$  or  $k_A$ . For the SI system of units, the original definition of current was based on the mass of silver deposited per unit time by electrolysis in a standard silver voltameter. Because this is an *independent* definition of current, the constant  $k_A$  *must* be defined so that Ampère's law is consistent. The unit of current,

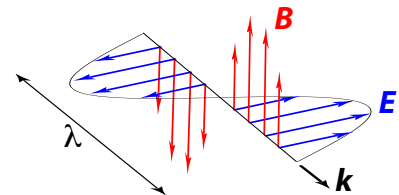


Figure 1.1: Propagation of an electromagnetic wave in free space.

known as the Ampère (A), is now defined as the amount of current that when flowing through two infinitely long wires 1 m apart produces a force per unit length of exactly  $2 \times 10^{-7} \text{ N m}^{-1}$ . With this definition,  $k_A = 10^{-7} \text{ N A}^{-2}$  and  $k_C = c^2 k_A$ . For convenience, SI introduces the vacuum permeability

$$\mu_0 = 4\pi k_A = 4\pi \times 10^{-7} \text{ N A}^{-2}$$

and the vacuum permittivity

$$\varepsilon_0 = 1/(4\pi k_C) = (4\pi k_A c^2)^{-1} = (c^2 \mu_0)^{-1}.$$

Finally, in SI  $k_F = 1$ ; this implies that the electric and magnetic fields have different dimensions.

With these choices for  $k_F$  and  $k_A$ , Maxwell's equations are written as

$$\begin{aligned} \nabla \cdot \mathbf{E} &= \frac{\rho}{\varepsilon_0} & \nabla \cdot \mathbf{B} &= 0 \\ \nabla \times \mathbf{E} &= -\frac{\partial \mathbf{B}}{\partial t} & \nabla \times \mathbf{B} &= \mu_0 \mathbf{J} + \mu_0 \varepsilon_0 \frac{\partial \mathbf{E}}{\partial t} \end{aligned}$$

The force on a charged particle traveling with velocity  $\mathbf{v}$  is

$$\mathbf{F} = q(\mathbf{E} + \mathbf{v} \times \mathbf{B}).$$

This system of units is convenient for dealing with laboratory and engineering applications. The unit of charge is given by  $1 \text{ A} \cdot \text{s}$  and is called a *Coulomb* (C). The charge of a single electron is  $1.602 \times 10^{-19} \text{ C}$ .

For problems involving the interaction of individual particles and photons, it is more convenient to adopt the Gaussian system of units. In this system, the speed of light  $c$  appears explicitly. We set  $k_F = c^{-1}$ , so that in Maxwell's equations, time derivatives are multiplied by  $c^{-1}$  and  $\mathbf{E}$  and  $\mathbf{B}$  have the same dimensions. Second, we choose  $k_C = 1$ , so that  $k_A = c^{-2}$ . With these choices, Maxwell's equations are written

$$\begin{aligned} \nabla \cdot \mathbf{E} &= 4\pi\rho & \nabla \cdot \mathbf{B} &= 0 \\ \nabla \times \mathbf{E} &= -\frac{1}{c} \frac{\partial \mathbf{B}}{\partial t} & \nabla \times \mathbf{B} &= \frac{4\pi}{c} \mathbf{J} + \frac{1}{c} \frac{\partial \mathbf{E}}{\partial t} \end{aligned}$$

and the force on a charged particle traveling with velocity  $\mathbf{v}$  is

$$\mathbf{F} = q \left( \mathbf{E} + \frac{\mathbf{v}}{c} \times \mathbf{B} \right).$$

For historical reasons, the units of mass, length, and time in this system are the gram, the centimeter, and the second. Because  $k_C = 1$ , the unit of charge is therefore  $(\text{erg} \cdot \text{cm})^{1/2}$  and is termed a *statcoulomb*.

## 1.2 Propagation in matter: elementary treatment

When an electromagnetic wave passes through some medium, the oscillating electric field perturbs the charges in the medium; those oscillating

charges in turn emit electromagnetic radiation. Some of this radiation may be sent back along the path of the original, incident wave, forming a *reflected* wave; some of this radiation adds to the forward-propagating wave and modifies it, thereby forming a *refracted* wave.

We shall develop a more thorough picture of the interaction of radiation and matter in this course; for now, however, we will just review the simplest case. Suppose the effect of the electric field is to induce an average dipole moment  $\langle \mathbf{p} \rangle$  on each atom, so the net polarization per unit volume is  $\mathbf{P} = n\langle \mathbf{p} \rangle$ , where  $n$  is the density of atoms. In a macroscopically small volume (but still large enough to contain many microscopic dipoles) centered at  $\mathbf{x}'$ , the potential due to the dipoles is

$$\Phi(\mathbf{x}) = \int \frac{\mathbf{P}(\mathbf{x}') \cdot (\mathbf{x} - \mathbf{x}')}{|\mathbf{x} - \mathbf{x}'|^3} dV = \int \mathbf{P}(\mathbf{x}') \cdot \nabla' \left( \frac{1}{|\mathbf{x} - \mathbf{x}'|} \right) dV.$$

Integrating by parts gives

$$\Phi(\mathbf{x}) = - \int \frac{\nabla' \cdot \mathbf{P}(\mathbf{x}')}{|\mathbf{x} - \mathbf{x}'|} dV.$$

This expression is just the standard formula for the potential, if we identify the induced charge density as  $\rho = -\nabla \cdot \mathbf{P}$ . We can obtain an even simpler formula, if we assume the polarization is proportional to the electric field,  $\mathbf{P} = \chi \mathbf{E}$ , with  $\chi$  a scalar constant. Then Coulomb's law becomes<sup>3</sup>  $\nabla \cdot \mathbf{E} = -4\pi \nabla \cdot \mathbf{P}$  or

$$(1 + 4\pi\chi) \nabla \cdot \mathbf{E} \equiv \epsilon \nabla \cdot \mathbf{E} = 0.$$

There is an analogous relation for the induced magnetic moment per unit volume; if the response is again linear and isotropic, Maxwell's equations become

$$\begin{aligned} \nabla \cdot \mathbf{E} &= 0 & \nabla \cdot \mathbf{B} &= 0 \\ \nabla \times \mathbf{E} &= -\frac{1}{c} \frac{\partial \mathbf{B}}{\partial t} & \nabla \times \mathbf{B} &= \frac{\mu\epsilon}{c} \frac{\partial \mathbf{E}}{\partial t}. \end{aligned}$$

The solution to this system of equations is again a traveling wave, but with propagation speed  $c/\sqrt{\mu\epsilon}$ . Hence the index of refraction (the ratio of the speed of light in vacuum to the speed in a medium) is  $n = \sqrt{\mu\epsilon}$ . For most non-ferromagnetic materials,  $|\mu - 1| \ll 1$  and  $n \approx \sqrt{\epsilon} = \sqrt{1 + 4\pi\chi}$ .

In physical terms, the electric field generated by the induced dipoles, when added to the "external" electric field, shifts the phase of the wave such that the effective propagation speed is modified.

### 1.3 Geometrical optics: propagation along rays

We have an intuitive feel for the propagation of light along straight paths, or rays. Our experience is based on optical wavelengths ( $\sim 500$  nm)

For the remainder of these notes, we work with Gaussian units.

<sup>3</sup> We are assuming here that there are no "free" charges present.

being much smaller than ourselves. The propagation along rays is clearly this is not an accurate description of light when our system is, e.g., an atom or molecule. Let's therefore examine how to treat the propagation of light when the scales over which external conditions change are much longer than the wavelength of the light itself.

In the absence of interactions with matter, we know that the light propagates as a free wave: if  $f$  is some quantity that characterizes our electromagnetic disturbance, then we can write

$$f(\mathbf{x}, t) = \xi \exp [i(\mathbf{k} \cdot \mathbf{x} - \omega t)].$$

Now, in the presence of matter the propagation is not so simple; more generally,

$$f(\mathbf{x}, t) = a(\mathbf{x}, t) \exp [i\psi(\mathbf{x}, t)]. \quad (1.9)$$

Here  $\psi$  is the phase.

We are in the limit that the wavelength  $\lambda$  is much smaller than some macroscopic length scale. Then we can expand  $\psi$  about  $\mathbf{x} = \mathbf{0}$ ,  $t = 0$ ,

$$\psi(\mathbf{x}, t) \approx \psi_0 + \mathbf{x} \cdot \nabla \psi + t \partial_t \psi. \quad (1.10)$$

Note that since  $\psi$  changes by  $2\pi$  over a distance  $\lambda$ , we need  $\psi_0 \gg 2\pi$ . Inserting equation (1.10) into equation (1.9), we obtain

$$f \approx [a e^{i\psi_0}] \exp [i\mathbf{x} \cdot \nabla \psi + it \partial_t \psi].$$

Thus, if  $a$  is also slowly varying, our variable  $f$  looks like a wave with wavenumber and frequency

$$\mathbf{k} = \nabla \psi \quad (1.11)$$

$$\omega = -\partial_t \psi, \quad (1.12)$$

respectively. For this approximation to be valid, we need  $\mathbf{k} \cdot \mathbf{k} = \omega^2/c^2$ , or

$$(\nabla \psi)^2 - \left( \frac{1}{c} \frac{\partial \psi}{\partial t} \right)^2 = 0. \quad (1.13)$$

This is the *eikonal equation*, which determines the path of the ray. To define a ray, we construct at a given time surfaces of constant phase (Fig. 1.2). A given ray is tangent to the perpendicular of each surface.

DO EQUATIONS (1.11) AND (1.12) LOOK FAMILIAR? As a hint, multiply their right-hand sides by  $\hbar/i$ ; then you might be reminded of quantum mechanics with  $\psi$  the wavefunction,  $\mathbf{p} = (\hbar/i)\nabla\psi$  the momentum and  $\mathcal{H} = -(\hbar/i)\partial_t\psi$  the Hamiltonian. The formulation of mechanics in terms of a Hamiltonian implies that we can bring in the machinery of advanced classical mechanics to derive a better description of the path followed by a ray of light.

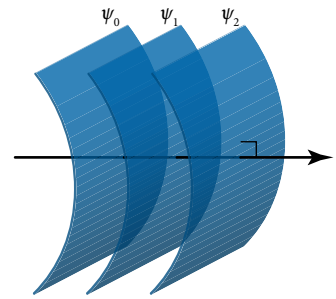


Figure 1.2: A ray (arrow) is tangent to the  $\perp$  of each surface of constant phase  $\psi$  (labeled here  $\psi_0, \psi_1, \psi_2$ ).



In classical mechanics, the analogous equations to (1.11) and (1.12) are

$$\mathbf{p} = \frac{\partial S}{\partial \mathbf{q}}$$

$$\mathcal{H} = -\frac{\partial S}{\partial t}.$$

Here  $\mathbf{p}$  and  $\mathbf{q}$  are the generalized momenta and coordinates, and

$$S = \int_1^2 L dt$$

is the *action*, with  $L = \mathbf{p} \cdot \dot{\mathbf{q}} - \mathcal{H}$  being the Lagrangian. The path a particle takes between points 1 and 2 (Fig. 1.3) is the one that minimizes  $S$ .

Suppose we write the action as a function of the coordinates:  $S = S(\mathbf{q}, t)$  where  $\mathbf{q} = \mathbf{q}(t_2)$ ; then when we vary  $S$  we obtain

$$\delta S = \frac{\partial S}{\partial t} \delta t + \frac{\partial S}{\partial \mathbf{q}} \delta \mathbf{q} = -\mathcal{H} \delta t + \frac{\partial S}{\partial \mathbf{q}} \delta \mathbf{q}.$$

Since we are fixing  $\mathbf{q}$ , the second term vanishes and  $\delta S = -\mathcal{H} \delta t$ .

For all paths, let the time when the particle leaves point 1 be  $t_1$  and the time when the particle arrives at point 2 be  $t_2$ . Further, let  $\mathcal{H}$  be constant<sup>4</sup>. Then,

$$S = \int_1^2 L dt = \int_1^2 (\mathbf{p} \cdot \dot{\mathbf{q}} - \mathcal{H}) dt = \int_1^2 \mathbf{p} \cdot d\mathbf{q} - \mathcal{H}(t_2 - t_1). \quad (1.14)$$

But,  $t = t_2 - t_1$ , so when we vary  $S$ ,

$$\delta S = \delta \int_1^2 \mathbf{p} \cdot d\mathbf{q} - \mathcal{H} \delta t.$$

Since  $\delta S = -\mathcal{H} \delta t$ , we must have

$$\delta \int_1^2 \mathbf{p} \cdot d\mathbf{q} = 0 \quad (1.15)$$

for the path taken by a particle. Translating equation (1.15) to our optics language ( $\mathbf{p} \rightarrow \nabla \psi$ ), the path a ray takes between points 1 and 2 is determined by

$$\delta \int_1^2 \nabla \psi \cdot d\mathbf{x} = 0. \quad (1.16)$$

Equation (1.16) is a generalization of Fermat's principle, which you learned about in introductory optics.

---

#### EXERCISE 1.1 —

1. Suppose we reflect light as shown in the top panel of Fig. 1.4. Show that in the geometrical optics limits,  $i = r$ : the angles of incidence and reflection are equal.
  2. Consider a ray of light incident on a pool of water as shown in the bottom panel of Fig. 1.4. Show that equation (1.16) implies Snell's law.
- 

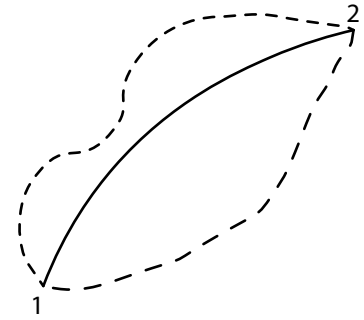


Figure 1.3: Possible paths between two points at times  $t_1$  and  $t_2$ .

<sup>4</sup> This requires that there be no explicit dependence on time.

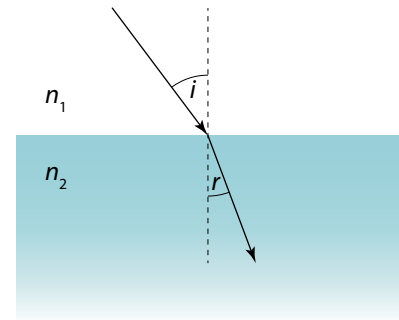
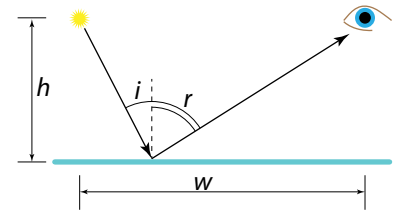


Figure 1.4: Top: reflection of light from a surface. Bottom: refraction of light as it passes from a medium with index  $n_1$  into a medium with index  $n_2$ .

---

EXERCISE 1.2 — Many atmospheric optical effects are caused by small droplets of water. Suppose we have a ray of light that enters a droplet of water, reflects from the back surface, and re-emerges as depicted in Figure 1.5. The ray enters with angle of incidence  $i$  and exits with angle of incidence  $i'$ ; the angle between the entering and exiting rays is  $\varphi$ . We shall assume the droplet of water is sufficiently large that we may work in the geometrical optics limit.

1. Show that  $i' = i$ , and derive a formula for  $\varphi$  in terms of  $i$  and  $r$ .
  2. Use Snell's law to relate  $r$  in terms of the angle of incidence  $i$  and index of refraction  $n$ . For water,  $n \approx 4/3$ ; use this to plot  $\varphi(i)$ . Argue that the backscattered light is most intense at the maximum value of  $\varphi$ .
  3. Now redo part (2) for red light ( $n = 1.330$  at  $\lambda = 700$  nm) and violet light ( $n = 1.342$  at  $\lambda = 400$  nm). What is the difference  $\varphi_{\text{red}} - \varphi_{\text{violet}}$ ?
  4. Verify that your calculations are correct against observations.
- 

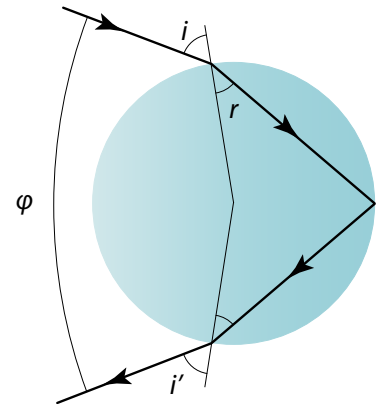


Figure 1.5: Scattering of light by water droplet with one internal reflection.

## 2

# From Maxwell to Planck to Einstein

### 2.1 Solution to Maxwell's equations in vacuum

The electromagnetic field  $(\mathbf{E}, \mathbf{B})$  is described by Maxwell's equations, which in Gaussian units are

$$\nabla \cdot \mathbf{E} = 4\pi\rho \quad (2.1)$$

$$\nabla \times \mathbf{E} = -\frac{1}{c} \frac{\partial \mathbf{B}}{\partial t} \quad (2.2)$$

$$\nabla \cdot \mathbf{B} = 0 \quad (2.3)$$

$$\nabla \times \mathbf{B} = \frac{1}{c} \frac{\partial \mathbf{E}}{\partial t} + \frac{4\pi}{c} \mathbf{J}. \quad (2.4)$$

From equations (2.3) and (2.2), we can introduce the potentials  $(\Phi, \mathbf{A})$  such that

$$\begin{aligned} \mathbf{B} &= \nabla \times \mathbf{A}, \\ \mathbf{E} &= -\nabla\Phi - \frac{1}{c} \frac{\partial \mathbf{A}}{\partial t}. \end{aligned}$$

In the absence of source charges and currents ( $\rho = 0, \mathbf{J} = \mathbf{0}$ ), we substitute for the fields  $\mathbf{E}, \mathbf{B}$  in Equation (2.4) to obtain an equation for the potentials,

$$\left[ \frac{1}{c^2} \frac{\partial^2}{\partial t^2} - \nabla^2 \right] \mathbf{A} + \nabla \left[ \frac{1}{c} \frac{\partial \Phi}{\partial t} + \nabla \cdot \mathbf{A} \right] = 0. \quad (2.5)$$

The potentials are not uniquely specified: the fields  $\mathbf{E}, \mathbf{B}$  are unchanged if we make the **gauge transformation**  $\mathbf{A} \rightarrow \mathbf{A} + \nabla\psi, \Phi \rightarrow \Phi - c^{-1}\partial_t\psi$ , in which  $\psi$  is some scalar field. This gives us enough freedom to choose  $\psi$  so that the second term in Equation (2.5) vanishes and leaves us with a wave equation for  $\mathbf{A}$ . By substituting for  $(\mathbf{E}, \mathbf{B})$  into Equation (2.1) and applying the same gauge condition, we obtain a wave equation for  $\Phi$  as well. More generally, we can recognize that  $(\Phi, \mathbf{A})$  is a four-vector and then we can bring in the machinery of relativity; for now, though, we'll keep time and space separate and use our gauge freedom to force  $\Phi = \nabla \cdot \mathbf{A} = 0$ .

## 2.2 Decomposition into modes: photons

Since  $\mathbf{A}$  satisfies a wave equation, we can expand the solution into normal modes,

$$\mathbf{A}(\mathbf{r}, t; \mathbf{k}, \mathbf{q}) = \alpha_{\mathbf{k}, \mathbf{q}} \mathbf{q} e^{i\mathbf{k} \cdot \mathbf{r} - i\omega t} + \alpha_{\mathbf{k}, \mathbf{q}}^* \mathbf{q}^* e^{-i\mathbf{k} \cdot \mathbf{r} + i\omega t}. \quad (2.6)$$

In this expression,  $\mathbf{q}$  is a direction vector ( $|\mathbf{q}| = 1$ ); because  $\mathbf{q}$  is complex it also contains phase information<sup>1</sup>. By substituting Equation (2.6) into Equation (2.5) with the condition  $\nabla \cdot \mathbf{A} = 0$ , we determine that we require

$$\omega = ck, \quad (2.7)$$

$$\mathbf{q} \cdot \mathbf{k} = 0 \quad (2.8)$$

to have a solution to the wave equation. The wave therefore propagates with phase velocity  $c$ , and the polarization—the direction of  $\mathbf{q}$ —is orthogonal to the direction of propagation  $\mathbf{k}$ .

The energy density of the electromagnetic field is given by  $u = (|\mathbf{E}|^2 + |\mathbf{B}|^2)/(8\pi)$  and the rate of energy transport is given by the Poynting vector,  $\mathbf{S} = (c/4\pi)\mathbf{E} \times \mathbf{B}$ . Using our solution, Eq. (2.6), and averaging over many cycles gives for a mode  $(\mathbf{k}, \mathbf{q})$  the energy density,

$$u_{\mathbf{k}, \mathbf{q}} = \frac{\omega^2}{2\pi c^2} |\alpha_{\mathbf{k}, \mathbf{q}}|^2, \quad (2.9)$$

and the flux,

$$\mathbf{S}_{\mathbf{k}, \mathbf{q}} = \frac{\omega^2}{2\pi c} |\alpha_{\mathbf{k}, \mathbf{q}}|^2 \hat{\mathbf{k}} = u_{\mathbf{k}, \mathbf{q}} c \hat{\mathbf{k}}. \quad (2.10)$$

Here  $\hat{\mathbf{k}}$  is the unit direction vector. The total energy density and flux are found by summing over modes  $(\mathbf{k}, \mathbf{q})$ .

AS A COMPUTATIONAL AID, WE'LL TAKE OUR DOMAIN TO BE A BOX of volume  $V$  with periodic boundary conditions. We therefore write  $\alpha_{\mathbf{k}, \mathbf{q}} = A_{\mathbf{k}, \mathbf{q}}/\sqrt{V}$ , so that we get the correct potential upon integrating over the box's volume. Our general solution may then be written as a sum over modes,

$$\mathbf{A}(\mathbf{r}, t) = \sum_{\mathbf{k}, \mathbf{q}} \left[ \frac{A_{\mathbf{k}, \mathbf{q}} \mathbf{q}}{\sqrt{V}} e^{i\mathbf{k} \cdot \mathbf{r} - i\omega t} + \frac{A_{\mathbf{k}, \mathbf{q}}^* \mathbf{q}^*}{\sqrt{V}} e^{-i\mathbf{k} \cdot \mathbf{r} + i\omega t} \right], \quad (2.11)$$

with total energy

$$E = uV = \sum_{\mathbf{k}, \mathbf{q}} |A_{\mathbf{k}, \mathbf{q}}|^2 \frac{\omega^2}{2\pi c^2}. \quad (2.12)$$

At this point, there are several routes to a description of the field in terms of spin-one particles known as photons. A classic method<sup>2</sup> is to construct the Hamiltonian for the electromagnetic field and perform a canonical transformation to the Hamiltonian of a harmonic oscillator.

<sup>1</sup> By writing  $\mathbf{q} = |\mathbf{q}|e^{i\theta}$ , the terms in Eq. (2.6) become  $\alpha |\mathbf{q}| e^{i\mathbf{k} \cdot \mathbf{r} - i\omega t + i\theta}$ .

<sup>2</sup> W. Heitler. *The Quantum Theory of Radiation*. Dover, 1984

One then imports the quantum mechanical description of the harmonic oscillator.

Here we'll simply assert that numerous phenomena—e.g., the photoelectric effect, Compton scattering, electron-positron production—suggest that the electromagnetic energy is quantized into discrete units called photons, and that the energy of an individual photon is proportional to its frequency. The electromagnetic field is thus specified by giving the occupation numbers  $N_{\mathbf{k}\mathbf{q}}$  for the various modes. A photon labeled by  $(\mathbf{k}, \mathbf{q})$  has momentum  $\mathbf{p} = \hbar\mathbf{k}$  and energy  $E = \hbar|\mathbf{k}|c = \hbar\omega$ . The total energy of the field is then

$$E = \sum_{\mathbf{k}, \mathbf{q}} N_{\mathbf{k}\mathbf{q}} \hbar\omega.$$

Comparing this expression with Equation (2.12), we find that

$$N_{\mathbf{k}\mathbf{q}} = |A_{\mathbf{k}\mathbf{q}}|^2 \frac{\omega}{2\pi\hbar c^2} : \quad (2.13)$$

the occupation number is proportional to the amplitude of the mode.

To relate the spin to the polarization states, first notice that although  $\mathbf{q}$  has three components, the constraint (Equation [2.8])  $\mathbf{k} \cdot \mathbf{q} = 0$  means only two are independent. Suppose we take our  $z$ -axis along the direction of propagation  $\hat{\mathbf{k}}$  and choose as our basis positive and negative helicity states

$$\begin{aligned} \mathbf{q}_+ &= \frac{1}{\sqrt{2}}(\hat{\mathbf{e}}_x + i\hat{\mathbf{e}}_y), \\ \mathbf{q}_- &= \frac{1}{\sqrt{2}}(\hat{\mathbf{e}}_x - i\hat{\mathbf{e}}_y), \end{aligned}$$

where  $\hat{\mathbf{e}}$  are unit directional vectors. If we then rotate our coordinate system by an angle  $\theta$  about  $\hat{\mathbf{e}}_z$ , the polarization basis vectors in the new coordinate system (denoted by a ') are

$$\begin{aligned} \mathbf{q}'_+ &= e^{i\theta} \mathbf{q}_+ \\ \mathbf{q}'_- &= e^{-i\theta} \mathbf{q}_-. \end{aligned}$$

This transformation under rotation is precisely the behavior of the eigenfunctions of a spin-one particle with its spin axis along  $\hat{\mathbf{e}}_z$ . We therefore identify the quantized excitations of the electromagnetic field—photons—as being spin-one particles.

### 2.3 Emission and absorption of photons; Einstein coefficients

In non-relativistic classical mechanics, the Hamiltonian for a particle in an electromagnetic field is

$$H = \frac{1}{2m} \left[ \mathbf{p} - \frac{e}{c} \mathbf{A}(\mathbf{r}, t) \right]^2 + e\Phi(\mathbf{r}, t).$$

Here  $e$  is the charge of the particle. You can find a discussion about the appearance of  $\mathbf{A}$  with the momentum and gauge invariance in any good mechanics text; suffice it to say that the expression in [ ] is gauge-invariant.

The classical Hamiltonian translates over to the quantum mechanical operator,

$$\hat{H} = \frac{1}{2m} \left( \frac{\hbar}{i} \nabla - \frac{e}{c} \mathbf{A} \right)^2 + e\Phi.$$

Expanding this equation,

$$\hat{H} = \frac{\hat{\mathbf{p}}^2}{2m} + \left[ -\frac{e}{2mc} (\hat{\mathbf{p}} \cdot \mathbf{A} + \mathbf{A} \cdot \hat{\mathbf{p}}) + \frac{e^2}{2mc^2} A^2 + e\Phi \right], \quad (2.14)$$

where  $\hat{\mathbf{p}} = -i\hbar \nabla$ .

EXERCISE 2.1 — Consider a photon of wavelength  $\lambda$  incident on an atom. Show that in order-of-magnitude,

$$\frac{(e/mc)|\hat{\mathbf{p}} \cdot \mathbf{A}|}{(e^2/mc^2)A^2} \sim \frac{E_0 a_B}{E \lambda} \alpha_F^{-1}$$

where  $E$  is the perturbing electric field ( $E \sim A/\lambda$ ),  $E_0 = e/a_B^2$  is a typical electric field strength in an atom ( $a_B$  is the Bohr radius), and  $\alpha_F = e^2/(\hbar c)$  is the fine structure constant. Hence the term  $\propto A^2$  in equation (2.14) is typically negligible compared to the term  $\propto \hat{\mathbf{p}} \cdot \mathbf{A}$ .

Suppose we have a large number of particles (index  $\ell$ ) with position and momentum operators  $\hat{\mathbf{r}}_\ell$  and  $\hat{\mathbf{p}}_\ell$ : then we can write the Hamiltonian as a sum over  $\ell$ . The first term in the [ ] becomes

$$-\frac{e}{c} \int \left[ \frac{1}{2} \sum_{\ell} \frac{\hat{\mathbf{p}}_\ell}{m_\ell} \delta(\mathbf{r} - \hat{\mathbf{r}}_\ell) + \delta(\mathbf{r} - \hat{\mathbf{r}}_\ell) \frac{\hat{\mathbf{p}}_\ell}{m_\ell} \right] \cdot \mathbf{A}(\mathbf{r}, t) dV \equiv \int -\frac{e}{c} \hat{\mathbf{J}} \cdot \mathbf{A} dV \quad (2.15)$$

where the term in [ ] is the operator of particle current  $\hat{\mathbf{J}}$ . As shown in Exercise 2.1, the term  $\propto A^2$  can be neglected; and if we work in the transverse, or Coulomb, gauge then  $\Phi = 0$ .

We then expand  $\mathbf{A}$  using equation (2.11) and treat it as a time-dependent harmonic perturbation (§ A.4); from equation (A.8) we see that the terms  $(A_{\mathbf{k}\mathbf{q}}/\sqrt{V}) \mathbf{q} e^{i\mathbf{k} \cdot \mathbf{r} - i\omega t}$  with  $\hbar\omega = E_n - E_m$  will induce an upward transition from a state  $|m\rangle$  to a state  $|n\rangle$  with a rate for each mode  $(\mathbf{k}, \mathbf{q})$

$$\begin{aligned} \Gamma_{m \rightarrow n}^{\mathbf{k}\mathbf{q}} &= \frac{2\pi}{\hbar} \frac{e^2}{Vc^2} |A_{\mathbf{k}\mathbf{q}}|^2 |\langle n | \mathbf{J}_{\mathbf{k}} \cdot \mathbf{q} | m \rangle|^2 \delta(E_n - E_m - \hbar\omega) \\ &= \frac{4\pi^2 e^2}{V\omega} N_{\mathbf{k}\mathbf{q}} |\langle n | \mathbf{J}_{\mathbf{k}} \cdot \mathbf{q} | m \rangle|^2 \delta(E_n - E_m - \hbar\omega). \end{aligned} \quad (2.16)$$

In this equation,  $\mathbf{J}_{\mathbf{k}} = \int dV \mathbf{J} e^{i\mathbf{k} \cdot \mathbf{r}}$  is the Fourier transform of the particle current  $\hat{\mathbf{J}}$ . The rate is proportional to the density of photons  $N_{\mathbf{k}\mathbf{q}}/V$  in mode  $(\mathbf{k}, \mathbf{q})$ .

Next, we'd like to include our description of the radiation field as a collection of modes  $\{\dots N_{\mathbf{k}\mathbf{q}} \dots\}$ ; our initial state is then  $|m; \dots N_{\mathbf{k}\mathbf{q}} \dots\rangle$ ; our final state,  $|n; \dots N_{\mathbf{k}\mathbf{q}} - 1 \dots\rangle$ . To make this description consistent with Equation (2.16) we define an operator  $\hat{A}_{\mathbf{k}\mathbf{q}}$  that decreases  $N_{\mathbf{k}\mathbf{q}}$  by one,

$$\langle \dots N_{\mathbf{k}\mathbf{q}} - 1 \dots | \hat{A}_{\mathbf{k}\mathbf{q}} | \dots N_{\mathbf{k}\mathbf{q}} \dots \rangle = \sqrt{\frac{2\pi\hbar c^2}{\omega} N_{\mathbf{k}\mathbf{q}}} \quad (2.17)$$

to within a phase factor that we set to unity<sup>3</sup>. Taking the complex conjugate of Equation (2.17) gives the operator that increases  $N_{\mathbf{k}\mathbf{q}}$  by one,

<sup>3</sup> Which with hindsight we know is okay: photons are bosons

$$\langle \dots N_{\mathbf{k}\mathbf{q}} \dots | \hat{A}_{\mathbf{k}\mathbf{q}}^\dagger | \dots N_{\mathbf{k}\mathbf{q}} - 1 \dots \rangle = \sqrt{\frac{2\pi\hbar c^2}{\omega} N_{\mathbf{k}\mathbf{q}}}. \quad (2.18)$$

Notice that with  $\hat{A}_{\mathbf{k}\mathbf{q}}^\dagger$ , the eigenvalue contains the number of photons in the *final* state, not the number in the initial state.

With the operators  $\hat{A}_{\mathbf{k}\mathbf{q}}$  and  $\hat{A}_{\mathbf{k}\mathbf{q}}^\dagger$  the rate for the system to make a transition  $|m; \dots N_{\mathbf{k}\mathbf{q}} \dots\rangle \rightarrow |n; \dots N_{\mathbf{k}\mathbf{q}} - 1 \dots\rangle$  is

$$\begin{aligned} \Gamma_{m, N_{\mathbf{k}\mathbf{q}} \rightarrow n, N_{\mathbf{k}\mathbf{q}} - 1}^{\mathbf{k}\mathbf{q}} &= \frac{2\pi}{\hbar} \frac{e^2}{Vc^2} \delta(E_n - E_m - \hbar ck) |\langle n | \mathbf{J}_{\mathbf{k}} \cdot \mathbf{q} | m \rangle|^2 \quad (2.19) \\ &\times \left| \langle \dots N_{\mathbf{k}\mathbf{q}} - 1 \dots | \hat{A}_{\mathbf{k}\mathbf{q}} | \dots N_{\mathbf{k}\mathbf{q}} \dots \rangle \right|^2, \\ &= \frac{4\pi^2 e^2}{V\omega} N_{\mathbf{k}\mathbf{q}} |\langle n | \mathbf{J}_{\mathbf{k}} \cdot \mathbf{q} | m \rangle|^2 \delta(E_n - E_m - \hbar ck), \end{aligned}$$

which is the same as Equation (2.16). This is a description of the *absorption* of a photon  $(\mathbf{k}, \mathbf{q})$ . The rate for our system to *emit* a photon  $(\mathbf{k}, \mathbf{q})$ , i.e., to make a transition  $|n; \dots N_{\mathbf{k}\mathbf{q}} \dots\rangle \rightarrow |m; \dots N_{\mathbf{k}\mathbf{q}} + 1 \dots\rangle$ , is

$$\begin{aligned} \Gamma_{n, N_{\mathbf{k}\mathbf{q}} \rightarrow m, N_{\mathbf{k}\mathbf{q}} + 1}^{\mathbf{k}\mathbf{q}} &= \frac{2\pi}{\hbar} \frac{e^2}{c^2 V} \delta(E_n - E_m - \hbar ck) |\langle m | \mathbf{J}_{-\mathbf{k}} \cdot \mathbf{q}^* | n \rangle|^2 \quad (2.20) \\ &\times \left| \langle \dots N_{\mathbf{k}\mathbf{q}} + 1 \dots | \hat{A}_{\mathbf{k}\mathbf{q}}^\dagger | \dots N_{\mathbf{k}\mathbf{q}} \dots \rangle \right|^2 \\ &= \frac{4\pi^2 e^2}{V\omega} (N_{\mathbf{k}\mathbf{q}} + 1) |\langle m | \mathbf{J}_{-\mathbf{k}} \cdot \mathbf{q}^* | n \rangle|^2 \delta(E_n - E_m - \hbar ck) \end{aligned}$$

Notice that while the absorption rate is proportional to  $N_{\mathbf{k}\mathbf{q}}$ , the emission rate is proportional to  $N_{\mathbf{k}\mathbf{q}} + 1$ ; these two terms account for *induced* and *spontaneous* emission, respectively.

---

EXERCISE 2.2 — Show that

$$\langle N_{\mathbf{k}\mathbf{q}} | \hat{A}_{\mathbf{k}\mathbf{q}}^\dagger \hat{A}_{\mathbf{k}\mathbf{q}} | N_{\mathbf{k}\mathbf{q}} \rangle = \frac{2\pi\hbar c^2}{\omega} N_{\mathbf{k}\mathbf{q}}.$$

so that  $\hat{A}_{\mathbf{k}\mathbf{q}}^\dagger \hat{A}_{\mathbf{k}\mathbf{q}} = \hat{N}_{\mathbf{k}\mathbf{q}}$  is an operator giving the number of modes  $(\mathbf{k}, \mathbf{q})$ . Also show that  $\hat{N}_{\mathbf{k}\mathbf{q}}$  is Hermitian, that is,

$$\hat{N}_{\mathbf{k}\mathbf{q}}^\dagger = \hat{N}_{\mathbf{k}\mathbf{q}}.$$

Finally, show that the commutator of  $\hat{A}_{\mathbf{k}\mathbf{q}}$  and  $\hat{A}_{\mathbf{k}\mathbf{q}}^\dagger$  is

$$[\hat{A}_{\mathbf{k}\mathbf{q}}, \hat{A}_{\mathbf{k}\mathbf{q}}^\dagger] = \frac{2\pi\hbar c^2}{\omega}.$$


---

The rates for emission and absorption are linked. We can lump the atomic matrix elements into a coefficient and write Equations (2.19) and (2.20) as

$$\Gamma_{m, N_{\mathbf{k}\mathbf{q}} \rightarrow n, N_{\mathbf{k}\mathbf{q}} - 1}^{k\mathbf{q}} = b_{mn} N_{\mathbf{k}\mathbf{q}} \quad (2.21)$$

$$\Gamma_{n, N_{\mathbf{k}\mathbf{q}} \rightarrow m, N_{\mathbf{k}\mathbf{q}} + 1}^{k\mathbf{q}} = b_{nm} N_{\mathbf{k}\mathbf{q}} + a_{nm}. \quad (2.22)$$

From the form of Equations (2.19) and (2.20) we expect that  $b_{mn} = b_{nm}$  and also  $a_{nm} = b_{nm}$ . That this is so can be shown by a statistical argument made by Einstein.

First, since photons have integer spin, they obey Bose-Einstein statistics: the mean occupation number for a given mode  $\nu$  is

$$\bar{N}_\nu = (e^{\beta h\nu} - 1)^{-1}, \quad (2.23)$$

where  $\beta = (k_B T)^{-1}$  is the inverse temperature and  $k_B = 1.3806 \times 10^{-16} \text{ erg K}^{-1}$  is the *Boltzmann constant*. Another way to argue this is to consider the radiation field as a collection of harmonic oscillators each with frequency  $\nu$ . The “levels” for each oscillator are given by  $E_n = nh\nu$ , and therefore in equilibrium the relative probability of two levels is set by the Boltzmann factor,

$$\frac{\mathcal{P}(N_2)}{\mathcal{P}(N_1)} = e^{-\beta(N_2 - N_1)h\nu}.$$

The mean energy for photons having frequency  $\nu$  is therefore

$$\begin{aligned} \bar{E}_\nu &= \frac{\sum_{n=0}^{\infty} (nh\nu) e^{-\beta nh\nu}}{\sum_{n=0}^{\infty} e^{-\beta nh\nu}} \\ &= -\frac{d}{d\beta} \ln \left( \sum_{n=0}^{\infty} e^{-n\beta h\nu} \right) \end{aligned}$$

Evaluating the sum as a geometric series, taking the derivative, and equating  $\bar{E}_\nu = \bar{N}_\nu h\nu$  gives the desired result.

Now suppose we have a cavity with the radiation in thermal equilibrium; in this cavity are some atoms with two levels,  $m$  and  $n$ , with an energy difference between the levels  $E_n - E_m = \hbar\omega$ . The rate of upward transitions is  $\bar{N}_m b_{mn} \bar{N}_{\mathbf{k}\mathbf{q}}$  where  $\bar{N}_m$  is the number of atoms in state  $m$ ; the rate



of downward transitions is  $\bar{N}_n(b_{nm}\bar{N}_{\mathbf{kq}} + a_{nm}) = \bar{N}_m e^{-\beta\hbar\omega}(b_{nm}\bar{N}_{\mathbf{kq}} + a_{nm})$  where the Boltzmann factor accounts for the relative likelihood of finding the atom in state  $n$  versus  $m$ . For simplicity, we are assuming the states are not degenerate. Since in thermal equilibrium the rate of upward transitions must equal the rate of downward transitions,

$$\bar{N}_m b_{mn} \bar{N}_{\mathbf{kq}} = \bar{N}_m e^{-\beta\hbar\omega} (b_{nm} \bar{N}_{\mathbf{kq}} + a_{nm}),$$

we find after rearranging terms that

$$\bar{N}_{\mathbf{kq}} = \frac{a_{nm}/b_{mn}}{e^{\beta\hbar\omega} - b_{nm}/b_{mn}}. \quad (2.24)$$

For  $b_{nm} = b_{mn} = a_{nm}$  we recover the Bose-Einstein distribution. Notice that without induced emission we would just get a Maxwell-Boltzmann distribution.



# 3

## *A Phenomenological Description of Radiation*

### 3.1 *The specific intensity*

Having shown that we can describe the electromagnetic field by enumerating photon states, the next task is to go to the limit of large occupation numbers—i.e., many photons per state—and formulate a description of the radiation in terms of intensity and energy flux.

To start, we replace the sum over modes with an integral. We need to ensure that we count states correctly when we do this. Let's take our volume to be a box with sides of length  $L$ . (We'll see in a bit that the explicit reference to volume will cancel from our formulae.) Such a box can accommodate wavevectors  $|\mathbf{k}| > \pi\mathcal{N}/L$ , with  $\mathcal{N} = 1, 2, \dots$ . Hence the number of modes increases by  $d\mathcal{N} = 2\pi/L$  as we increase<sup>1</sup>  $\mathcal{N}$  by  $\Delta\mathcal{N} = 1$ . Extending this argument to all three dimensions, we can make the replacement

$$\Delta\mathcal{N}_x \Delta\mathcal{N}_y \Delta\mathcal{N}_z \rightarrow L^3 \left(\frac{dk_x}{2\pi}\right) \left(\frac{dk_y}{2\pi}\right) \left(\frac{dk_z}{2\pi}\right)$$

and the sum over all modes becomes

$$\frac{1}{V} \sum_{\mathbf{k}, \mathbf{q}} \rightarrow \sum_{\mathbf{q}} \left(\frac{1}{2\pi}\right)^3 \int d^3k = \sum_{\mathbf{q}} \left(\frac{1}{2\pi}\right)^3 \int k^2 dk d\Omega, \quad (3.1)$$

with the volume canceling out. In the last expression we've also converted to spherical coordinates with  $d\Omega = \sin\theta d\theta d\phi$  being a differential of solid angle.

With this change, we can express the energy density, Equation (2.9), as

$$u = \sum_{\mathbf{q}} \left(\frac{1}{2\pi}\right)^3 \int k^2 dk \frac{\omega^2}{2\pi c^2} |A_{\mathbf{k}\mathbf{q}}|^2 d\Omega. \quad (3.2)$$

In terms of the occupation number, Equation (2.13), the radiative energy density is

$$u = \sum_{\mathbf{q}} \int \frac{h\nu^3}{c^3} N_{\nu\mathbf{q}} d\nu d\Omega. \quad (3.3)$$

<sup>1</sup> The factor of two accounts for the positive and negative values of  $\mathbf{k}$ .

In this expression we've also changed variables to frequency  $\nu$  via  $k = 2\pi\nu/c$ .

It is useful to look at the radiative flux in a small range of frequencies  $d\nu$  traveling into a narrow cone of solid angle  $d\Omega$ . We shall call this quantity the *specific intensity*  $I_\nu$ : from Equations (2.9), (2.10), and (3.3), the specific intensity is related to the occupation numbers via

$$I_\nu d\nu d\Omega \equiv \left[ \sum_{\mathbf{q}} \frac{h\nu^3}{c^2} N_{\nu\mathbf{q}} \right] d\nu d\Omega. \quad (3.4)$$

For most applications in astronomy, the length over which light travels is much larger than a wavelength; in this case, we are in the geometrical optics limit and we can describe light as traveling along rays. The specific intensity is a useful quantity in this limit because it is conserved along a ray in the absence of interactions with matter. This conservation is a consequence from Liouville's theorem that a volume in phase space is conserved along trajectories. One can also show that it follows from the inverse-square-law property of light.

For unpolarized light  $\sum_{\mathbf{q}} \rightarrow 2$ ; unless stated otherwise, we'll make this assumption from now on.

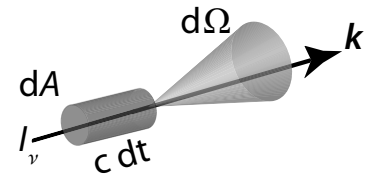


Figure 3.1: The intensity  $I_\nu$  is the energy in a frequency band  $d\nu$  propagating into a cone about direction  $\hat{\mathbf{k}}$  incident on area  $dA$  in a time  $dt$ .

---

EXERCISE 3.1 — Suppose that you observe a star with your naked eye under ideal seeing conditions, and suppose that this star is at the limit of what the human eye can detect. Estimate the rate at which photons from this star reach your retina.

---

### 3.2 Moments of the specific intensity

Just as we define the specific intensity as the energy flux in a frequency interval  $d\nu$ , we can define the specific energy density

$$u_\nu = \int \sum_{\mathbf{q}} \frac{h\nu^3}{c^3} N_{\nu\mathbf{q}} d\Omega. \quad (3.5)$$

This is just an integral over angle of the specific intensity

$$u_\nu = \frac{1}{c} \int d\Omega I_\nu.$$

Now suppose we want the specific flux crossing an area with normal  $\hat{\mathbf{n}}$ . We first multiply the specific intensity by a unitvector  $\hat{\mathbf{k}}$  along the direction of the ray, and then take the component along  $\hat{\mathbf{n}}$  and integrate over all directions,

$$F_\nu = \int d\Omega I_\nu (\hat{\mathbf{k}} \cdot \hat{\mathbf{n}}) = \int d\Omega \cos\theta I_\nu. \quad (3.6)$$

The units of  $F_\nu$  are energy/area/time/frequency.

---

EXERCISE 3.2 — The Crab nebula is commonly used as a calibration source in X-ray astronomy. Over the band of photon energies (2–10) keV, the spectral distribution is well-approximated by a power-law,  $F_\nu \propto \nu^{-2}$ , and the fluence in this energy range is  $\int F_\nu d\nu = 2.4 \times 10^{-8} \text{ erg cm}^{-2} \text{ s}^{-1}$ .

Suppose we wish to observe with *Chandra* a source with a similar spectral distribution as the Crab, but with an overall fluence that is 0.001 that of the Crab. Take the collecting area of *Chandra* in the (2–10) keV band to be  $340 \text{ cm}^2$ . How long of an integration time does one need to collect enough photons to ensure 10% errors on the total count rate?

---



---

EXERCISE 3.3 — A typical bright quasar has a flux of  $F_\nu = 10 \text{ Jy} = 10 \times 10^{-23} \text{ erg cm}^{-2} \text{ s}^{-1} \text{ Hz}^{-1}$ . Suppose that source were observed continuously over 40 yr at the Arecibo radio telescope. Take the spectral distribution to be flat over the antenna bandpass (0.312–0.342) GHz. How would the total energy received over these forty years compare to some everyday expenditure: for example, how would the energy received compare with that required to lift some common weight over some distance?

---

Notice the pattern. To get  $u_\nu$ , we multiplied  $I_\nu$  by a weighting factor  $1 = (\hat{\mathbf{n}} \cdot \hat{\mathbf{k}})^0$  and integrated over angle. To get  $F_\nu$ , we multiplied  $I_\nu$  by a weighting factor  $(\hat{\mathbf{n}} \cdot \hat{\mathbf{k}})^1 = \cos^1 \theta$  and integrated over angle. This procedure—multiply by a power of  $\hat{\mathbf{n}} \cdot \hat{\mathbf{k}}$  and integrate over angle—is formally known as *taking a moment* of the specific intensity. The specific energy density is proportional to the zeroth moment of the intensity; the specific flux is proportional to the first moment of the intensity.

The next moment is related to the stress tensor, which is the momentum flux along direction  $\hat{\mathbf{n}}$  being transported across an area with normal  $\hat{\mathbf{m}}$ :

$$\mathbf{P}_\nu^{mn} = \frac{1}{c} \int d\Omega I_\nu (\hat{\mathbf{k}} \cdot \hat{\mathbf{m}}) (\hat{\mathbf{k}} \cdot \hat{\mathbf{n}}). \quad (3.7)$$

This is a tensor because it contains two directional vectors,  $\hat{\mathbf{m}}$  and  $\hat{\mathbf{n}}$ . The factor of  $c^{-1}$  comes from momentum being related to frequency as  $p = h\nu/c$ . The stress tensor  $\mathbf{P}_\nu$  is clearly symmetric:  $\mathbf{P}_\nu^{mn} = \mathbf{P}_\nu^{nm}$ .

It is often more convenient to work with these moments— $u_\nu$ ,  $F_\nu$ ,  $\mathbf{P}_\nu$ —of the radiative intensity. The moments, being weighted averages over angle, contain less information about the radiative intensity; the lower-order moments do, however, have a readily interpretable physical meaning. Although formally one can construct higher-order moments, in practice only the first three have any connection with a physical quantity.

### 3.3 Thermodynamics of the radiation field

If the radiation field is in thermal equilibrium, then the occupation numbers satisfy Equation (2.23). Inserting this into Equation (3.4) gives the specific intensity in equilibrium, known as the *Planck function*,

$$I_\nu^{\text{equil.}} \equiv B_\nu = \frac{2h\nu^3}{c^2} \left[ \exp\left(\frac{h\nu}{k_B T}\right) - 1 \right]^{-1}. \quad (3.8)$$

Dividing by  $c$  and integrating over all frequencies gives the energy density:

$$\begin{aligned} u &= \int \frac{2h\nu^3}{c^3} \frac{1}{e^{h\nu/k_B T} - 1} d\nu d\Omega = \frac{8\pi h}{c^3} \int_0^\infty \frac{\nu^3}{e^{h\nu/k_B T} - 1} d\nu \\ &= \left[ \frac{8\pi^5 k_B^4}{15h^3 c^3} \right] T^4 \equiv aT^4. \end{aligned} \quad (3.9)$$

Here  $a = 7.566 \times 10^{-15} \text{ erg cm}^{-3} \text{ K}^4$  is the *radiation constant*.

EXERCISE 3.4 — Derive the blackbody spectral distribution with respect to wavelength,  $B_\lambda$ . Show that the peaks for  $B_\nu$  and  $B_\lambda$  do *not* coincide, but that the peaks of  $\nu B_\nu$  and  $\lambda B_\lambda$  do.

At low frequencies ( $\nu \ll k_B T/h$ ) we can expand Eq. (3.8),

$$B_\nu \approx \frac{2\nu^2}{c^2} k_B T.$$

In radio astronomy, one often defines a *brightness temperature*,  $\Theta = I_\nu c^2 / (2\nu^2 k_B) = I_\lambda \lambda^4 / (2ck_B)$ .

EXERCISE 3.5 — Estimate the brightness temperature for the WKAR broadcast antenna in Okemos. What does the value you obtain tell you about the radiative process?

The net flux, Equation (3.6), vanishes for radiation in thermal equilibrium. This follows from the isotropy of the radiative intensity. If we imagine that the radiation is escaping from a small opening in a *hohlraum*, the integrating only over outward directions gives

$$F = \int_0^{2\pi} d\phi \int_0^1 d(\cos\theta) \int d\nu \frac{2h\nu^3}{c^2} \frac{\cos\theta}{\exp\left(\frac{h\nu}{k_B T}\right) - 1} = \sigma_{\text{SB}} T^4. \quad (3.10)$$

Here  $\sigma_{\text{SB}} = ac/4 = 5.670 \times 10^{-5} \text{ erg cm}^{-2} \text{ s}^{-1} \text{ K}^{-4}$  is the *Stefan-Boltzmann constant*.

EXERCISE 3.6 — Show that the total energy flux in a given frequency interval is proportional to the corresponding area under a curve in a plot of  $\nu F_\nu$  against  $\log \nu$ , and likewise for  $\lambda F_\lambda$  against  $\log \lambda$ .

Did you note how we changed variables from  $\theta$  to  $\mu = \cos\theta$ ? With this change, the integration over  $4\pi$  steradians is

$$\int_0^{2\pi} d\phi \int_0^\pi \sin\theta d\theta = \int_0^{2\pi} d\phi \int_{-1}^1 d\mu.$$

For the stress tensor, the off-diagonal components,  $\hat{\mathbf{m}} \neq \hat{\mathbf{n}}$ , vanish as well. The diagonal components are all equal; since the rate of momentum transport across a unit area is just the force on that area, which is the pressure, we have

$$\begin{aligned} P_{\text{rad}} &= \frac{1}{c} \int d\nu \int d\Omega B_\nu \cos^2 \theta = \frac{1}{c} \int B_\nu d\nu \int_0^{2\pi} d\phi \int_{-1}^1 \mu^2 d\mu \\ &= \frac{4\pi}{3c} \int B_\nu d\nu = \frac{1}{3} aT^4. \end{aligned} \quad (3.11)$$

That the pressure is one-third of the energy density is in general true for a relativistic gas.

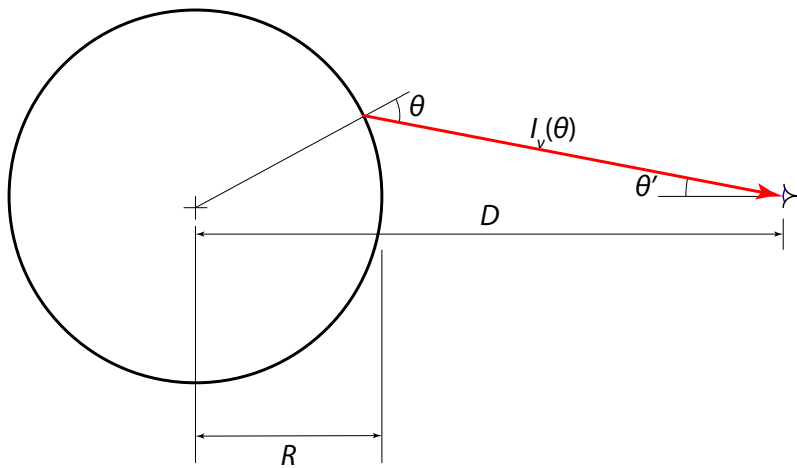


Figure 3.2: The intensity from a sphere observed a distance  $D$  away. Here the intensity depends on the angle  $\theta$  between the ray and the normal to the observer.

---

EXERCISE 3.7 — Suppose you observe a sphere of radius  $R$  from a distance  $D$  as shown in Fig. 3.2. The emitted intensity  $I_\nu$  is uniform over the surface, but it is a function of the angle  $\theta$  between the ray and the normal to the surface. Show that the observed flux  $F_\nu$  from the entire visible surface of the sphere is

$$F_\nu = \int_0^{2\pi} \int_0^{\pi/2} I(\theta) \cos \theta \sin \theta d\theta d\phi;$$

that is, the integration over the solid angle subtended by the sphere is equivalent to integrating over outward directions from a single point on the surface. Show that if  $I_\nu(\theta) = B_\nu$  is a thermal spectrum (and in particular, is independent of  $\theta$ ), then

$$\int F_\nu d\nu = \sigma_{\text{SB}} T_{\text{eff}}^4 \left( \frac{R}{D} \right)^2.$$


---





# 4

## The Equation of Transfer

We saw in Chapter 2 that the interaction of photons with matter for a given microscopic process connecting levels  $n$  and  $m$  (with  $E_n - E_m = h\nu$ ) consists of three terms: absorption, with rate  $b_{mn}N_{\mathbf{k}q}$ ; stimulated emission, with rate  $b_{nm}N_{\mathbf{k}q}$ ; and spontaneous emission, with rate  $a_{nm}$ . Here the  $a$  and  $b$  coefficients represent matrix elements connecting the levels  $n$  and  $m$  in the matter. We then showed in Chapter 3 how we could describe our radiation field by the intensity  $I_\nu$ . Now we incorporate the interaction with matter to derive an equation governing the evolution of  $I_\nu$  as it passes through a medium.

### 4.1 Absorption

We begin with absorption. The rate of absorption for a single atom is proportional to  $N_\nu$ , and a sample of atoms will absorb in a range of frequencies  $\Delta\nu$  about  $\nu$ : the atoms will have some motion, so there is a Doppler shift; there is an uncertainty principle for the finite lifetime of an excited state; the atom may collide with other atoms; and so on. To account for this spread in frequencies, we introduce a dimensionless function  $\phi(\nu)$  which is peaked about the frequency  $\nu = |E_n - E_m|/h$  of the transition. The rate of absorption for one atom is then  $\int N_\nu b_{mn} \phi(\nu) d\nu d\Omega$ .

If we have a small volume  $\Delta\mathcal{V}$  containing  $n_m \Delta\mathcal{V}$  absorbers<sup>1</sup>, then the rate at which photons are absorbed by atoms in state  $m$  is

$$\begin{aligned} n_m \Delta\mathcal{V} \frac{1}{4\pi} \int \underbrace{\left( \frac{2\pi b_{mn} c^2}{h\nu^3} \right)}_{\equiv B_{mn}} \underbrace{\left( \frac{2h\nu^3}{c^2} N_\nu \right)}_{I_\nu} \phi(\nu) d\Omega d\nu \\ \equiv n_m \Delta\mathcal{V} \int \frac{B_{mn}}{4\pi} I_\nu \phi(\nu) d\nu d\Omega. \end{aligned} \quad (4.1)$$

Here we've factored out  $4\pi$  so that if everything is isotropic the integration over angle yields unity. With this convention, the units of  $B_{mn}$  are  $\text{cm}^2 \text{erg}^{-1}$ .

Now let's take  $\Delta\mathcal{V} = \Delta s \Delta\mathcal{A}$ , where  $s$  is along the direction  $\mathbf{k}$  of a ray and  $\Delta\mathcal{A}$  is normal to  $\mathbf{k}$ . The incident energy flux into our volume in a

<sup>1</sup>  $n_m$  is the number of atoms in state  $m$  per unit volume

frequency interval  $d\nu$  and in an angular range  $d\Omega$  about  $\mathbf{k}$  is then

$$I_\nu d\nu d\Omega \Delta\mathcal{A};$$

the rate of energy absorption from this ray in the volume is

$$n_m \left[ h\nu \frac{B_{mn}}{4\pi} \phi(\nu) \right] I_\nu d\nu d\Omega \Delta\mathcal{A} \Delta s.$$

If we therefore have a ray  $I_\nu$  incident on a volume  $\Delta\mathcal{A}\Delta s$ , then its intensity upon exiting the volume will have decreased:

$$I_\nu(s + \Delta s) = I_\nu(s) - n\sigma_\nu I_\nu(s) \Delta s. \quad (4.2)$$

In this expression we've cancelled out the common factors of  $\Delta\mathcal{A} d\Omega d\nu$  and introduced

$$\sigma_\nu \equiv \frac{\text{"rate of specific energy absorption"}}{\text{"incident specific flux"}} = \frac{h\nu B_{mn}}{4\pi} \frac{n_m}{n} \phi(\nu). \quad (4.3)$$

The quantity  $\sigma_\nu$  has dimensions of area and is termed the *cross-section*.

If we take the limit of Eq. (4.2) for which  $\Delta s \ll I_\nu/|dI_\nu/ds|$ , i.e.,  $\Delta s$  is small on a macroscopic scale while  $\Delta s > \lambda$ , so that our description makes sense, we then have a differential equation for the intensity,

$$\left. \frac{dI_\nu}{ds} \right|_{\text{absorp.}} = -n\sigma_\nu I_\nu. \quad (4.4)$$

It is common to introduce the *opacity* defined via  $\rho\kappa_\nu \equiv n\sigma_\nu$ , with  $\rho$  being the mass density; the opacity has dimension  $[\kappa_\nu] \sim \text{cm}^2/\text{g}$ . The combination  $n\sigma_\nu = \rho\kappa_\nu$  is sometimes denoted as the *extinction coefficient*<sup>2</sup>  $\alpha_\nu$ .

If  $\sigma_\nu$  does not depend on  $I_\nu$ , the solution to Eq. (4.4) is straightforward:  $I_\nu(s) = I_\nu(0)e^{-\tau_\nu}$ , where

$$\tau_\nu(s) = \int_0^s \rho\kappa_\nu ds \quad (4.5)$$

is the *optical depth*. Note that  $\rho\kappa_\nu = n\sigma_\nu$  has dimensions of inverse length: we call  $\ell_\nu = (n\sigma_\nu)^{-1}$  the *mean free path*. The optical depth is therefore simply the path length measured in units of a photon mean free path.

---

EXERCISE 4.1 — You are observing a star with a ground-based telescope. Suppose that the extinction coefficient  $\alpha_\nu = \rho\kappa_\nu$  depends only on the vertical height above ground. Show that in terms of magnitudes, the flux reaching the telescope when the star is at an angle  $\theta$  from the zenith is

$$m(\theta) = m_0 + k_0 \sec \theta,$$

in which  $k_0 = (2.5 \log e)\tau = 1.086\tau$ ,  $\tau = \int \alpha dz$  and  $m_0$  is the magnitude that would be observed in the absence of an atmosphere. In this expression we neglect the curvature of the Earth. The quantity  $\sec \theta$  is thus an approximation for the *airmass*.

---

<sup>2</sup> George B. Rybicki and Alan P. Lightman, *Radiative Processes in Astrophysics*. Wiley, 1979

## 4.2 Emission, both spontaneous and stimulated

For emission, we saw in Section 2.3 that the rate per atom for a downwards transition from level  $n$  to  $m$  was  $a_{nm} + b_{nm}N_\nu$ . As with absorption, we allow for the transition occurring over a spread in frequencies by introducing  $\phi(\nu)$ , and recast the rate in terms of specific intensity:

$$\text{emission rate} = n_n A_{nm} \phi(\nu) d\nu \frac{d\Omega}{4\pi} + n_n B_{nm} I_\nu \phi(\nu) d\nu \frac{d\Omega}{4\pi}. \quad (4.6)$$

Here the first term is for spontaneous emission, and the second is for stimulated. This is the rate of photon emission; to get the energy emitted we'll need to multiply the emission rate by  $h\nu$ .

If we again consider a ray incident on a cylinder of volume  $\Delta\mathcal{A}\Delta s$ , then the gain in intensity over the volume is

$$I_\nu(s + \Delta s) - I_\nu(s) = n_n \Delta s \left[ \frac{A_{nm}}{4\pi} h\nu \phi(\nu) \right] + n_n \Delta s \left[ \frac{B_{nm}}{4\pi} h\nu \phi(\nu) \right] I_\nu,$$

so that

$$\left. \frac{dI_\nu}{ds} \right|_{\text{spon. emission}} = n_n \frac{A_{nm}}{4\pi} h\nu \phi(\nu) = \frac{\rho \varepsilon_\nu}{4\pi} \quad (4.7)$$

and

$$\left. \frac{dI_\nu}{ds} \right|_{\text{stim. emission}} = n_n \left[ \frac{B_{nm}}{4\pi} h\nu \phi(\nu) \right] I_\nu. \quad (4.8)$$

In Equation (4.7), we define an emissivity  $\varepsilon_\nu$  with dimension  $[\text{erg s}^{-1} \text{g}^{-1} \text{Hz}^{-1}]$ ; the factor of  $(4\pi)^{-1}$  makes the right-hand side into a per-steradian quantity. The quantity  $\rho \varepsilon_\nu / (4\pi)$  is often denoted as <sup>3</sup>  $j_\nu$  with units of  $[\text{erg s}^{-1} \text{cm}^{-3} \text{Hz}^{-1}]$ .

<sup>3</sup> George B. Rybicki and Alan P. Lightman. *Radiative Processes in Astrophysics*. Wiley, 1979

We can combine the stimulated emission term, Eq. (4.8), with the absorption term, Equations (4.2) and (4.4):

$$\left. \frac{dI_\nu}{ds} \right|_{\text{corr. abs.}} = -I_\nu \left[ \left( B_{mn} - \frac{n_n}{n_m} B_{nm} \right) \frac{h\nu}{4\pi} \phi(\nu) \frac{n_m}{n} \right] n. \quad (4.9)$$

The term in  $[\cdot]$  is the corrected absorption cross-section  $\sigma_\nu^{\text{corr}}$ . Notice also that we have incorporated the abundance of particles in state  $m$ ,  $n_m/n$ , into the definition of  $\sigma_\nu$  and  $\varepsilon_\nu$ . We denote by  $n$  the total number of atoms (in any state):  $n = \sum_i n_i$ . Likewise, the mass density is  $\rho = \sum_i M_i n_i$ , where  $M_i$  is the mass of species  $i$ .

---

EXERCISE 4.2 — In our original derivation of the Einstein  $a$  and  $b$  coefficients, Sec. 2.3, we showed that for non-degenerate atomic levels  $n$  and  $m$ , the coefficients were all equal,  $a_{nm} = b_{nm} = b_{mn}$ .

1. Generalize this: show that if the levels  $n$  and  $m$  are degenerate with occupation numbers  $g_n$  and  $g_m$ , then the relations between the coefficients are

$$\frac{b_{nm}}{b_{mn}} = \frac{g_m}{g_n}, \quad \frac{a_{nm}}{b_{mn}} = \frac{g_m}{g_n}.$$

2. Next, from the definitions of the coefficients  $B_{nm}$ ,  $B_{mn}$ , and  $A_{nm}$ , show that

$$\frac{B_{nm}}{B_{mn}} = \frac{g_m}{g_n}, \quad \frac{A_{nm}}{B_{mn}} = \frac{2h\nu^3}{c^2} \frac{g_m}{g_n}.$$


---

### Scattering

The final process to consider is scattering. For *coherent scattering*, also called *elastic scattering*, the photon is redirected into a different direction, but no energy is transferred to the matter. Scattering changes the intensity in two ways: energy is scattered out of the the beam, but energy is also scattered *into* the beam from other directions. The change in intensity due to scattering therefore has not only a negative term, similar to absorption, but also a positive term:

$$\left. \frac{dI_\nu}{ds} \right|_{\text{scat.}} = -\rho\kappa_\nu^{\text{sca}} I_\nu + \rho\kappa_\nu^{\text{sca}} \int \Phi(\hat{\mathbf{k}}, \hat{\mathbf{k}}') I_\nu(\hat{\mathbf{k}}') d\Omega'. \quad (4.10)$$

Here the redistribution function  $\Phi$  is both normalized,  $\int \Phi(\hat{\mathbf{k}}, \hat{\mathbf{k}}') d\Omega' = 1$ , and reversible,  $\Phi(\hat{\mathbf{k}}, \hat{\mathbf{k}}') = \Phi(\hat{\mathbf{k}}', \hat{\mathbf{k}})$ . For isotropic scattering,  $\Phi = (4\pi)^{-1}$ , so  $\int I_\nu \Phi d\Omega = J_\nu$ , where  $J_\nu = (4\pi)^{-1} \int I_\nu d\Omega$  is the mean intensity. Isotropic scattering simply redistributes the energy over all angles. We'll take this to be the case in the rest of the chapter, so that the  $dI_\nu/ds|_{\text{scat.}} = -\rho\kappa_\nu^{\text{sca}}(I_\nu - J_\nu)$ .

---

EXERCISE 4.3 — Consider a plasma with absorption opacity  $\kappa_\nu^{\text{abs}}$  and scattering opacity  $\kappa_\nu^{\text{sca}}$ , both of which are constant. A photon is emitted and takes a hop of average length  $\ell = \rho^{-1}(\kappa_\nu^{\text{abs}} + \kappa_\nu^{\text{sca}})^{-1}$ ; at the end of the hop, the photon is either scattered into a random direction for another hop, or else it is absorbed. Show that the average number of hops the photon takes until being absorbed is

$$\langle N_{\text{hop}} \rangle = \frac{\kappa_\nu^{\text{abs}} + \kappa_\nu^{\text{sca}}}{\kappa_\nu^{\text{abs}}}.$$


---

### 4.3 Putting everything together: the source function and albedo

We now combine the terms for absorption (corrected for stimulated emission), emission, and (isotropic) scattering into the full differential equation for the specific intensity,

$$\frac{dI_\nu}{ds} = -\rho \left( \kappa_\nu^{\text{abs}} + \kappa_\nu^{\text{sca}} \right) I_\nu + \rho \frac{\varepsilon_\nu}{4\pi} + \rho \kappa_\nu^{\text{sca}} J_\nu. \quad (4.11)$$

We can further simplify this equation by defining the optical depth  $d\tau_\nu = \rho(\kappa_\nu^{\text{abs}} + \kappa_\nu^{\text{sca}})ds$  and rewriting Eq. (4.11) as

$$\begin{aligned} \frac{dI_\nu}{d\tau_\nu} &= -I_\nu + \frac{\varepsilon_\nu}{4\pi\kappa_\nu^{\text{abs}}} \left( 1 - \frac{\kappa_\nu^{\text{sca}}}{\kappa_\nu^{\text{abs}} + \kappa_\nu^{\text{sca}}} \right) + \frac{\kappa_\nu^{\text{sca}}}{\kappa_\nu^{\text{abs}} + \kappa_\nu^{\text{sca}}} J_\nu \\ &\equiv -I_\nu + \underbrace{\frac{\varepsilon_\nu}{4\pi\kappa_\nu^{\text{abs}}} (1 - \mathcal{A}_\nu)}_{\equiv S_\nu} + \mathcal{A}_\nu J_\nu. \end{aligned} \quad (4.12)$$

The relative importance of scattering is measured by the single-scattering albedo,  $\mathcal{A}_\nu \equiv \kappa_\nu^{\text{sca}} / (\kappa_\nu^{\text{abs}} + \kappa_\nu^{\text{sca}})$ . In Eq. (4.12) we've also introduced the source function  $S_\nu$ .

In the presence of scattering, the source function

$$\begin{aligned} S_\nu &= \frac{\varepsilon_\nu}{4\pi\kappa_\nu^{\text{abs}}} (1 - \mathcal{A}_\nu) + \mathcal{A}_\nu J_\nu \\ &= \frac{\varepsilon_\nu}{4\pi\kappa_\nu^{\text{abs}}} (1 - \mathcal{A}_\nu) + \mathcal{A}_\nu \frac{1}{4\pi} \int I_\nu d\Omega \end{aligned} \quad (4.13)$$

depends on the integral of  $I_\nu$  over angle via  $J_\nu$ , so that equation (4.12) is an *integro-differential* equation and in general does not have a closed-form solution. If scattering is absent ( $\mathcal{A}_\nu = 0$ ), so that  $S_\nu = \varepsilon_\nu / (4\pi\kappa_\nu^{\text{abs}})$  is a known function of  $\tau_\nu$ , then we can formally solve equation (4.12):

$$I_\nu(\tau_\nu) = I_\nu(0) \exp(-\tau_\nu) + \int_0^{\tau_\nu} S_\nu(t) \exp(t - \tau_\nu) dt. \quad (4.14)$$

---

EXERCISE 4.4 — Suppose we have a box containing two-level atoms. The levels are in thermal equilibrium at temperature  $T$ .

1. What is the source function  $S_\nu$ ?
  2. Now suppose a ray passes through our box. The intensity is Planckian at temperature  $T_\gamma$ , i.e.,  $I_\nu = B_\nu(T_\gamma)$ , but  $T_\gamma \neq T$ . What is  $dI_\nu/ds$  if  $T_\gamma > T$ ? If  $T_\gamma < T$ ? If  $T_\gamma = T$ ? Give a “intuitive” physical explanation for this.
-

---

EXERCISE 4.5 — Suppose we have an ionized cloud of uniform temperature  $T = 10^4$  K, electron number density  $n_e = 2000 \text{ cm}^{-3}$ , and radius  $R = 0.6$  pc. You observe this cloud in the radio over a frequency range  $(10\text{--}10^4)$  MHz. The primary interaction between radiation and matter in the cloud is *free-free*, or *bremsstrahlung*, absorption with coefficient

$$\rho\kappa_\nu^{\text{ff}} \approx 6.56 \times 10^{-2} n_e^2 T^{-3/2} \nu^{-2} \text{ cm}^{-1}.$$

Here  $n_e$  is in units of  $\text{cm}^{-3}$ ,  $T$  is in units of K, and  $\nu$  is in units of Hz. Assume that collisions in the cloud are sufficient to maintain the electrons and ions in local thermodynamic equilibrium (LTE).

1. Find the frequency  $\nu_0$  at which  $\tau_\nu = 1$  for a line of sight through the center of the cloud.
  2. What is the source function  $S_\nu$ ? Make an approximation for the source function appropriate for the range of observed frequencies.
  3. Expand the equation of transfer in the limit  $\tau_\nu \ll 1$ , and get an approximate expression for  $I_\nu$  as a function of  $\nu$ . Do the same for the case  $\tau_\nu \gg 1$ . Make a schematic plot of  $I_\nu$  as a function of  $\nu$  over the range of frequencies observed. Indicate on the plot the frequency ranges in which the emission is optically thin and optically thick and indicate how  $I_\nu$  scales with  $\nu$  in each of these regimes.
- 

#### 4.4 Diffusion Approximation and the Rosseland Mean Opacity

At large optical depth, such as deep in a stellar interior, the radiation field is in thermal equilibrium, so that  $I_\nu = S_\nu = B_\nu$ . To understand this, consider the formal solution, Equation (4.14): at large  $\tau_\nu$ ,  $I_\nu \rightarrow S_\nu$ . If the matter is in local thermodynamic equilibrium, so that all levels follow a Boltzmann distribution, then  $\varepsilon_\nu / (4\pi\kappa_\nu^{\text{abs}}) = B_\nu$ . In addition, if we are at very large optical depth, then conditions over the scale of a mean free path should not vary much, and the radiation field should be nearly isotropic; we therefore expect that  $J_\nu = I_\nu$  and  $dI_\nu/d\tau_\nu \rightarrow 0$ . Under these conditions, the equation of transfer becomes

$$0 \approx \frac{dI_\nu}{d\tau_\nu} \approx (1 - \mathcal{A}_\nu)(B_\nu - I_\nu).$$

Thus  $B_\nu = I_\nu = J_\nu$ , and the source function becomes

$$S_\nu = B_\nu(1 - \mathcal{A}_\nu) + \mathcal{A}_\nu B_\nu = B_\nu.$$

If the radiation field is perfectly isotropic there is no flux, however, so we must have some small anisotropy. Let's imagine the photon performing a random walk. At very large optical depth, the temperature and density will only vary slightly over the length of a hop  $\ell$ . Let's imagine a small cube of material, with the size of this cube being  $\ell$ . Because we are so very nearly isotropic and in thermal equilibrium, the flux through any

one face of this cube must be  $(c/6)u$ , where  $u$  is the radiation energy density. Now suppose we have two adjacent cubes, with the common face of the cubes being at  $x = 0$ . The flux across the face has contributions from photons emitted at  $x - \ell$  and  $x + \ell$ , so the net flux is

$$\begin{aligned} F &\approx \frac{c}{6}u(x - \ell) - \frac{c}{6}u(x + \ell) \\ &\approx -\frac{1}{3}c\ell \frac{du}{dx}. \end{aligned} \quad (4.15)$$

This is a diffusion equation with coefficient  $c/(3\rho\kappa)$ . Our derivation is very crude, as it neglects the variation in cross section with the properties of the ambient medium and with the photon frequency. Nonetheless, this is basically the correct scenario; heat diffuses with a coefficient given by some suitably defined average over all sources of opacity.

TO COMPUTE THE FLUX IN A MORE RIGOROUS FASHION, let's write  $I_\nu$  as  $B_\nu$  plus a correction,

$$I_\nu = B_\nu(T) + I_\nu^{(1)}(\hat{\mathbf{k}}). \quad (4.16)$$

The superscript <sup>(1)</sup> reminds us this is a first-order correction. Now, let  $\mu = \cos\theta$  be the direction cosine between our ray  $\hat{\mathbf{k}}$  and the gradient of  $I_\nu$ : that is,

$$\frac{d}{ds} = \hat{\mathbf{k}} \cdot \nabla.$$

Substituting this and the expansion for  $I_\nu$ , Eq. (4.16), into the steady-state equation of transfer, Eq. (4.12) and keeping the lowest order terms on both sides of the equation gives

$$\frac{1}{\rho\kappa_\nu} \hat{\mathbf{k}} \cdot \nabla B_\nu = S_\nu - (B_\nu + I_\nu^{(1)});$$

upon setting the term  $S_\nu - B_\nu = 0$  on the right-hand side we obtain

$$I_\nu^{(1)} = -\frac{1}{\rho\kappa_\nu} \hat{\mathbf{k}} \cdot \nabla B_\nu = -\frac{1}{\rho\kappa_\nu} \frac{\partial B_\nu}{\partial T} \hat{\mathbf{k}} \cdot \nabla T. \quad (4.17)$$

This is anisotropic: the energy transport is largest in the direction “down” the temperature gradient. Let's get the net flux crossing an area with normal  $\hat{\mathbf{n}}$ : multiply equation (4.17) by  $\hat{\mathbf{k}}$  to get the flux; and then take the component along a direction  $\hat{\mathbf{n}}$ ; then replace the two dot products by the angle cosine  $\mu$ , and integrate over  $d\Omega = 2\pi d\mu$  to obtain

$$\mathbf{F}_\nu = -\int_{-1}^1 \frac{1}{\rho\kappa_\nu} \left( \frac{\partial B_\nu}{\partial T} \nabla T \right) 2\pi \mu^2 d\mu = -\frac{4\pi}{3} \frac{1}{\rho} \left[ \frac{1}{\kappa_\nu} \frac{\partial B_\nu}{\partial T} \right] \nabla T. \quad (4.18)$$

The quantity in  $[\ ]$  deserves a closer look. First, suppose  $\kappa_\nu$  is independent of frequency. Then equation (4.18) means that the energy transport is greatest at the frequency where  $\partial B_\nu/\partial T$  is maximum, and *not* at the peak of the Planck spectrum.

Let us define the *Rosseland mean opacity* as

$$\kappa_{\text{R}} \equiv \left[ \frac{\int d\nu \kappa_{\nu}^{-1} (\partial B_{\nu} / \partial T)}{\int d\nu (\partial B_{\nu} / \partial T)} \right]^{-1}.$$

We can use this to integrate equation (4.18) to obtain the total radiative flux,

$$\mathbf{F} = -\frac{4\pi}{3} \frac{1}{\rho \kappa_{\text{R}}} \nabla \left[ \int d\nu B_{\nu} \right] = -\frac{1}{3} \frac{c}{\rho \kappa_{\text{R}}} \nabla a T^4. \quad (4.19)$$

This is just our formula for radiation diffusion (eq. [4.15]) that we obtained from physical arguments, but now we have an expression for the effective opacity  $\kappa_{\text{R}}$ .

#### 4.5 Moments of the transfer equation, and the Eddington approximation

Until now, we've been writing the LHS of the transfer equation as  $dI_{\nu}/ds$ , where  $s$  is some distance along the path of the ray. We want to make this more general, since we'll want to compute  $I_{\nu}$  for many different paths. As an example, consider a thin, plane-parallel atmosphere (planet or star), so that all physical quantities depend on height  $z$  above some reference point. We can still define an optical depth  $\tau_{\nu}$  with respect to  $z$ :

$$\tau_{\nu} = \int_z^{\infty} \rho \left( \kappa_{\nu}^{\text{abs}} + \kappa_{\nu}^{\text{sca}} \right) dz'; \quad (4.20)$$

for a ray traveling along direction  $\hat{\mathbf{k}}$  with  $\hat{\mathbf{k}} \cdot \hat{\mathbf{z}} = \mu$  and  $dz = \mu ds$ , the equation of transfer becomes

$$\mu \frac{dI_{\nu}}{d\tau_{\nu}} = I_{\nu} - S_{\nu}. \quad (4.21)$$

Note the change of sign, which comes from our orientation of coordinates, Eq. (4.20).

Now, you may have noticed that with isotropic scattering the source function doesn't depend on angle. It might then occur to you to average Eq. (4.21) over angle: defining the first moment of  $I_{\nu}$  as

$$H_{\nu} \equiv \frac{1}{4\pi} \int \mu I_{\nu} d\Omega = \frac{1}{2} \int_{-1}^1 \mu I_{\nu} d\mu,$$

we obtain

$$\frac{dH_{\nu}}{d\tau_{\nu}} = J_{\nu} - S_{\nu}. \quad (4.22)$$

The right-hand side is now a simple function of  $J_{\nu}$ , but this comes at the cost of an extra quantity  $H_{\nu}$  that is related to  $J_{\nu}$  in some complicated fashion. We can get another equation in terms of  $H_{\nu}$  by multiplying Eq. (4.21) by  $\mu$  and integrating over all angles:

$$\frac{dK_{\nu}}{d\tau_{\nu}} = H_{\nu}. \quad (4.23)$$



Here

$$K_\nu \equiv \frac{1}{4\pi} \int \mu^2 I_\nu \, d\Omega = \frac{1}{2} \int_{-1}^1 \mu^2 I_\nu \, d\mu,$$

and the term with the source function vanishes because it is odd in  $\mu$ .

So far, this mathematical jiggery-pokery doesn't really help, however; we've generated an additional equation at the cost of yet another variable  $K_\nu$ , so that we still have more variables than equations. We could continue this procedure of multiplying Eq. (4.21) by successive powers of  $\mu$  and averaging over angle; in so doing we would generate a series of equations containing increasingly higher moments of the radiation field. We would always have more variables, however, than equations; in order for this approach to help, we need a condition<sup>4</sup> for truncating this expansion.

<sup>4</sup> Known as a *closure* relation.

A classic closure scheme, due to Eddington, is to assert that  $K_\nu = J_\nu/3$  to be true everywhere. Recall that in thermodynamical equilibrium  $J_\nu$ ,  $H_\nu$ , and  $K_\nu$  are related<sup>5</sup> to the specific energy density, flux, and pressure:

<sup>5</sup> cf. §3.3

$$\begin{aligned} u_\nu &= \frac{4\pi}{c} J_\nu, \\ F_\nu &= 4\pi H_\nu, \\ P_\nu &= \frac{4\pi}{c} K_\nu. \end{aligned} \quad (4.24)$$

For thermal radiation the pressure is 1/3 of the energy density, so that  $K_\nu = J_\nu/3$ . In general the intensity  $I_\nu \neq B_\nu$  is *not* thermal; the *Eddington approximation* is to assert that  $K_\nu = J_\nu/3$  holds even where the radiation field isn't in equilibrium. With this condition, Equations (4.22) and (4.23) form a closed and solvable set. This closure relation is commonly used in low-accuracy models of stellar atmospheres. As explored in exercise 4.6, the Eddington approximation is equivalent to treating the anisotropy of the radiation field as being linear in  $\mu$ .

---

EXERCISE 4.6 — Suppose we expand our radiation field into multipoles: that is,

$$I_\nu(\mu) = \sum_{n=0}^{\infty} I_\nu^{(n)} P_n(\mu),$$

where  $P_n$  is the Legendre polynomial of order  $n$  and  $I_\nu^{(n)}$  is a coefficient. Show that the Eddington approximation is equivalent to dropping all terms of order  $n = 2$  and higher in this expansion.

---

---

EXERCISE 4.7 — Another classic approximation in stellar atmospheres is to write the intensity as a sum of two streams, one upward and one downward.

$$I_\nu(\mu) = I_\nu^+ \delta\left(\mu - \frac{1}{\sqrt{3}}\right) + I_\nu^- \delta\left(\mu + \frac{1}{\sqrt{3}}\right). \quad (4.25)$$

Here  $\delta$  refers to the Dirac delta function. Show that in this approximation, the moments of the transfer equation are

$$\begin{aligned} J_\nu &= \frac{1}{2} (I_\nu^+ + I_\nu^-) \\ H_\nu &= \frac{1}{2\sqrt{3}} (I_\nu^+ - I_\nu^-) \\ K_\nu &= \frac{1}{6} (I_\nu^+ + I_\nu^-). \end{aligned} \quad (4.26)$$

Also show that the definition (Eq. 4.25) ensures that the Eddington approximation is automatically satisfied.

---

#### 4.6 A grey atmosphere

As a worked example of the Eddington approximation, we'll consider the idealized case of a grey atmosphere in *local thermodynamic equilibrium*. By “grey,” we mean that  $\kappa_\nu^{\text{abs}}$  and  $\kappa_\nu^{\text{sca}}$  are independent of frequency. By local thermodynamic equilibrium, we mean that the energy levels in the matter are in a thermal distribution, so that  $\varepsilon_\nu/4\pi\kappa_\nu^{\text{abs}} = B_\nu$  and the source function is  $S_\nu = B_\nu(1 - \mathcal{A}) + \mathcal{A}J_\nu$ . Note that this does not necessarily imply that the radiation is in thermal equilibrium with the matter.

If our atmosphere is in steady-state, then there is no net energy exchange between matter and radiation when we integrate emission and absorption over all frequencies and angles:

$$\int \left( \frac{\varepsilon_\nu}{4\pi} - \kappa_\nu^{\text{abs}} J_\nu \right) d\nu = 0,$$

which implies that  $\int B_\nu d\nu = \int J_\nu d\nu$ . Note that this does not necessarily imply that  $J_\nu = B_\nu$ . We can use this to simplify our equation for  $H_\nu$ , Eq. (4.22):

$$\int \frac{dH_\nu}{d\tau_\nu} d\nu = 0,$$

so  $H = \int H_\nu d\nu$  is constant throughout the atmosphere.

If  $H$  is constant, then we can integrate Eq. (4.23) over all frequencies and then find  $K = \int K_\nu d\nu = H(\tau + \tau_0)$ . Now we can use our closure condition,  $K = J/3$ , to eliminate  $J$  in our original transfer equation (4.21). Notice that since  $\int B_\nu d\nu = \int J_\nu d\nu = J$ , the source function integrated over all frequencies is

$$\int S_\nu d\nu = \int B_\nu(1 - \mathcal{A}) + \mathcal{A}J_\nu d\nu = J = 3H(\tau + \tau_0).$$

Substituting this into Eq. (4.21) and integrating over all frequency gives

$$\mu \frac{dI}{d\tau} = I - 3H(\tau + \tau_0). \quad (4.27)$$

We can integrate Eq. (4.27) over  $\tau$ . We are interested in the radiation emerging from great depth in the atmosphere, so our integration is from  $\tau \rightarrow \infty$  to  $\tau$ . As before, we write  $I = e^{\tau/\mu} \mathfrak{J}(\tau)$ , with  $\mathfrak{J} \sim e^{-\tau/\mu}$  as  $\tau \rightarrow \infty$ ; substituting this into Eq. (4.27) and canceling common factors gives

$$\frac{d\mathfrak{J}}{d\tau} = -\frac{3H}{\mu} e^{-\tau/\mu} (\tau + \tau_0).$$

Upon integrating from a given depth  $\tau$  inwards, we obtain

$$I(\tau) = 3H(\tau + \mu + \tau_0). \quad (4.28)$$

To determine  $\tau_0$  we require that at  $\tau = 0$  the integral over all outward-bound rays gives the net flux:

$$2\pi \int_0^1 \mu I d\mu = 6\pi H \int_0^1 \mu(\mu + \tau_0) d\mu = F = 4\pi H, \quad (4.29)$$

which fixes  $\tau_0 = 2/3$ .

Since the flux  $F = 4\pi H$  is constant, we can set  $F = \sigma_{\text{SB}} T_{\text{eff}}^4$ . Here  $\sigma_{\text{SB}} = ac/4$  is the *Stefan-Boltzmann* constant. Since the angle-averaged intensity, when integrated over all frequencies, is  $J = B$  and  $B = acT^4/(4\pi) = \sigma_{\text{SB}} T^4/\pi$  (see Eq. [4.24] and [3.9]), our equation for the moment  $K$  becomes

$$\frac{\sigma_{\text{SB}} T^4}{3\pi} = \frac{J}{3} = K = \frac{\sigma_{\text{SB}} T_{\text{eff}}^4}{4\pi} \left( \tau + \frac{2}{3} \right),$$

thus giving the temperature as a function of optical depth:

$$T^4(\tau) = \frac{3}{4} T_{\text{eff}}^4 \left( \tau + \frac{2}{3} \right). \quad (4.30)$$

Thus  $T = T_{\text{eff}}$  at  $\tau^{2/3}$ . What is the probability that a photon emitted at  $\tau = 2/3$  will escape without being absorbed or scattered?

EXERCISE 4.8 — For a grey atmosphere, find the specific intensity as a function of angle  $\arccos(\mu)$  between the normal to the surface and the direction to the observer.

1. What is the ratio of the intensity between the center of the sun and the edge? You should find it reduced; that is, the limb of the sun appears darker than the center.
2. What happens for a star that is sufficiently far away that it is no longer resolved? What is the net flux emitted towards a distant observer in this case?

---

EXERCISE 4.9 — In this problem we'll consider a planet with a grey atmosphere that is being irradiated by its host star. Let the star have radius  $R_*$  and effective temperature  $T_*$ , and let the star be a distance  $D$  from the planet.

1. Show that the incident intensity on the planet is  $(\sigma_{\text{SB}}/\pi)WT_*^4$ , where  $W = (R_*/D)^2$ .
2. Solve the transfer equation (Eq. 4.21) for a grey atmosphere. Begin by taking moments of the equation. As before, argue that the flux  $H$  is constant, and show that

$$J(\tau) = 3H\tau + J_0.$$

Since  $H$  is constant, write  $H = (4\pi)^{-1}\sigma_{\text{SB}}T_{\text{int}}^4$ . Then use the two-stream relations (Eqn. 4.26) to express  $J_0$  in terms of  $H$  and  $I^-$ . Finally, set  $J = (\sigma_{\text{SB}}/\pi)T^4(\tau)$  and  $I^-$  to the incident intensity to get an expression for  $T(\tau)$  in terms of  $T_*$  and  $T_{\text{int}}$ .

3. Qualitatively describe the temperature structure of the atmosphere for  $WT_* \gg T_{\text{int}}$ . How does it compare to the case of negligible irradiation?
-

# 5

## Simple Radiating Systems

Now that we've completed our description of the radiation field and described the equation of transfer, the next task is to investigate various radiative processes. In this chapter, we describe some simple classical systems; namely low-energy scattering from free electrons and Rayleigh scattering. We shall also look at how signals are modified by propagation through a plasma. We begin by revisiting Maxwell's equations in the presence of sources.

### 5.1 The fields of a moving source

In Chapter 2, we saw how Maxwell's equations could be combined into an expression for the potentials  $(\Phi, \mathbf{A})$ ; if we now retain the source terms  $(\rho, \mathbf{j})$ , we reduce the four Maxwell equations into two equations for  $(\Phi, \mathbf{A})$ :

$$\begin{aligned} \left[ \frac{1}{c^2} \frac{\partial^2}{\partial t^2} - \nabla^2 \right] \Phi - \nabla \cdot \left[ \frac{1}{c} \frac{\partial \Phi}{\partial t} + \nabla \cdot \mathbf{A} \right] &= 4\pi\rho, \\ \left[ \frac{1}{c^2} \frac{\partial^2}{\partial t^2} - \nabla^2 \right] \mathbf{A} + \nabla \left[ \frac{1}{c} \frac{\partial \Phi}{\partial t} + \nabla \cdot \mathbf{A} \right] &= \frac{4\pi}{c} \mathbf{j}. \end{aligned} \quad (5.1)$$

Using the gauge freedom in choosing the potentials, we can set

$$\frac{1}{c} \frac{\partial \Phi}{\partial t} + \nabla \cdot \mathbf{A} = 0,$$

thereby giving us the more compact equation

$$\left( \frac{1}{c^2} \frac{\partial^2}{\partial t^2} - \nabla^2 \right) \begin{bmatrix} \Phi \\ \mathbf{A} \end{bmatrix} = 4\pi \begin{bmatrix} \rho \\ \mathbf{j}/c \end{bmatrix}. \quad (5.2)$$

The operator in  $( )$  on the left is often denoted as  $\square^2$ ; it is the space-time version of the Laplacian operator and is called the *d'Alembertian*.

To solve Eq. (5.2), we first find the Green function  $G(\mathbf{x}, t; \mathbf{x}', t')$  with the property

$$\square^2 G = 4\pi\delta(\mathbf{x} - \mathbf{x}')\delta(t - t');$$

the general solution is then

$$\begin{bmatrix} \Phi \\ \mathbf{A} \end{bmatrix} = \int G(\mathbf{x}, t; \mathbf{x}', t') \begin{bmatrix} \rho(\mathbf{x}', t') \\ \mathbf{j}(\mathbf{x}', t')/c \end{bmatrix} d^3\mathbf{x}' dt'. \quad (5.3)$$

Note that for  $\mathbf{x} \neq \mathbf{x}'$  and  $t \neq t'$ ,  $\square^2 G = 0$ .

Let us expand  $\square^2$  in spherical coordinates for  $\mathbf{x} \neq \mathbf{x}'$ ,  $t \neq t'$ , and take  $G$  to only depend on  $r = |\mathbf{x} - \mathbf{x}'|$ : then

$$\square^2 G = \frac{1}{c^2} \frac{\partial^2 G}{\partial t^2} - \frac{1}{r} \frac{\partial^2}{\partial r^2} (rG) = 0.$$

Away from  $r = 0$ , we can multiply this equation by  $r$  and recover the wave equation; thus the solution is

$$G = \frac{1}{r} [f_+(t - r/c) + f_-(t + r/c)].$$

Since we are considering sources, we only keep the  $f_+$  term, which represents outgoing waves.

Outgoing waves are represented by  $f_+$ ,  
incoming by  $f_-$ .

To pin down the form of  $f_+$ , we note that as we approach  $r \rightarrow 0$ , the term  $r/c$  becomes negligible compared to  $t$ . In that case, we expect the time derivatives to be small compared to the spatial derivatives, so that as we approach the origin our equation for  $G$  becomes

$$\square^2 G|_{r \rightarrow 0} \rightarrow -\nabla^2 \left( \frac{f_+(t)}{r} \right) = 4\pi \delta(\mathbf{r}) \delta(t' - t).$$

But this is just Poisson's equation for a point particle at the origin with a funny "charge"  $\delta(t' - t)$ . We know the solution:

$$\frac{f_+(t)}{r} = \frac{\delta(t' - t)}{r}.$$

Now  $t$  here is really  $t - r/c$  with  $r$  being really small; making this replacement gives us the retarded Green function,

$$G_+(\mathbf{x}, t; \mathbf{x}', t') = \frac{\delta[t' - (t - |\mathbf{x} - \mathbf{x}'|/c)]}{|\mathbf{x} - \mathbf{x}'|}. \quad (5.4)$$

Note that  $G_+$  is non-zero only if  $t'$  lies on the past light-cone for point  $(\mathbf{x}, t)$ .

Substituting  $G_+$  into Eq. (5.3) and taking the integral over  $t'$  gives,

$$\begin{bmatrix} \Phi \\ \mathbf{A} \end{bmatrix} = \int \frac{1}{|\mathbf{x} - \mathbf{x}'|} \begin{bmatrix} \rho(\mathbf{x}', t - r/c) \\ \mathbf{j}(\mathbf{x}', t - r/c)/c \end{bmatrix} d^3\mathbf{x}'. \quad (5.5)$$

Intuitively, this says that the contribution from a source a distance  $r$  away occurs when a photon has had time to traverse the distance from that source.

Now, suppose we have a single point particle of charge  $q$  moving on a path  $\boldsymbol{\xi}(\tau)$  with velocity  $\mathbf{u}(\tau) = d\boldsymbol{\xi}/d\tau$ . The charge density and current density are then

$$\begin{bmatrix} \rho(\mathbf{x}', t - r/c) \\ \mathbf{j}(\mathbf{x}', t - r/c)/c \end{bmatrix} = \int \begin{bmatrix} q \\ q\mathbf{u}(\tau)/c \end{bmatrix} \delta[\mathbf{x}' - \boldsymbol{\xi}(\tau)] \delta \left[ \tau - \left( t - \frac{|\mathbf{x} - \mathbf{x}'|}{c} \right) \right] d\tau. \quad (5.6)$$

Substituting this equation for the sources into Eq. (5.5) and taking the integral with respect to  $d^3\mathbf{x}'$  gives

$$\begin{bmatrix} \Phi \\ \mathbf{A} \end{bmatrix} = \int \frac{1}{|\mathbf{x} - \boldsymbol{\xi}(\tau)|} \begin{bmatrix} q \\ q\mathbf{u}(\tau)/c \end{bmatrix} \delta \left[ \tau - \left( t - \frac{|\mathbf{x} - \boldsymbol{\xi}(\tau)|}{c} \right) \right] d\tau.$$

Time to change variables: let  $\mathbf{r}(\tau) = \mathbf{x} - \boldsymbol{\xi}(\tau)$ , and let  $\tau' = \tau - (t - |\mathbf{r}|/c)$ . Then  $d\tau' = d\tau(1 + \dot{r}/c)$ , and using  $2r\dot{r} = 2\mathbf{r} \cdot \dot{\mathbf{r}} = -2\mathbf{r} \cdot \mathbf{u}$ , we can finish the integral over  $\tau'$  to obtain

$$\Phi(\mathbf{x}, t) = \left[ \frac{q}{r(\tau)(1 - \hat{\mathbf{r}} \cdot \mathbf{u}/c)} \right]_{\tau=t-r(\tau)/c} \quad (5.7)$$

$$\mathbf{A}(\mathbf{x}, t) = \left[ \frac{q\mathbf{u}(\tau)/c}{r(\tau)(1 - \hat{\mathbf{r}} \cdot \mathbf{u}/c)} \right]_{\tau=t-r(\tau)/c}. \quad (5.8)$$

Here  $\hat{\mathbf{r}} = \mathbf{r}/|\mathbf{r}|$  is a unit directional vector along  $\mathbf{r}$ ; it points from the location of the source at time  $\tau$  to the location where the fields are to be evaluated.

The potentials [Equations (5.7) and (5.8)] have a part that depends on the particles position and velocity at retarded time  $t - r/c$ , which one might have expected on analogy with electrostatics, and a factor in the denominator that depends on  $\mathbf{u}/c$ , which is a bit less intuitive. Note the effect of  $\hat{\mathbf{r}} \cdot \mathbf{u}$ : if the particle is moving relativistically, then the potentials are quite large for directions in front of the particles' line of motion.

The fields can be found by straightforward, albeit tedious, differentiation. Defining  $\boldsymbol{\beta} = \mathbf{u}/c$  and  $\kappa = 1 - \hat{\mathbf{r}} \cdot \boldsymbol{\beta}$ , the fields from a moving particle of charge  $q$  can be expressed as

$$\mathbf{E}(\mathbf{x}, t) = \left[ \frac{q(1 - \beta^2)}{\kappa^3 r^2} (\hat{\mathbf{r}} - \boldsymbol{\beta}) + \frac{q}{c\kappa^3 r} \hat{\mathbf{r}} \times \{ (\hat{\mathbf{r}} - \boldsymbol{\beta}) \times \dot{\boldsymbol{\beta}} \} \right]_{\tau=t-r(\tau)/c} \quad (5.9)$$

$$\mathbf{B}(\mathbf{x}, t) = [\hat{\mathbf{r}} \times \mathbf{E}(\mathbf{x}, t)]_{\tau=t-r(\tau)/c} \quad (5.10)$$

Bear in mind that  $\mathbf{r}$ ,  $\hat{\mathbf{r}}$ , and  $\boldsymbol{\beta}$  are all functions of  $\tau$ .

There are two terms in the expression for  $\mathbf{E}$ , and they scale differently with  $r$ . The first term goes as  $q/r^2$ , just like the electrostatic version. Note the direction, however: instead of pointing along  $\hat{\mathbf{r}}$ , that is, to the position at the retarded time, it points along  $\hat{\mathbf{r}} - \boldsymbol{\beta}$ , which is away from the position the particle would have at time  $t$  if  $\boldsymbol{\beta}$  were constant. It is as if the electric field "anticipates" the motion of the particle.

The second term falls off as  $r^{-1}$ , so it is the dominant term sufficiently far from the source and is therefore the radiation field. This term is proportional to the acceleration  $\dot{\beta}$  of the particle. Notice that when this term dominates,  $\mathbf{E}$  and  $\mathbf{B}$  are both perpendicular to  $\hat{\mathbf{r}}$ , and  $\mathbf{B}$  is perpendicular to  $\mathbf{E}$ . In the non-relativistic limit,  $|\beta| \ll 1$ , let  $\theta$  be the angle between  $\dot{\beta}$  and  $\hat{\mathbf{r}}$ . Then

$$|\mathbf{B}| = |\mathbf{E}| \simeq \frac{q}{c^2 r} |\dot{\mathbf{u}}| \sin \theta;$$

$\mathbf{E}$  lies in the plane defined by  $\hat{\mathbf{r}}$  and  $\dot{\beta}$  and is perpendicular to  $\hat{\mathbf{r}}$ . The radiation fields are maximum in a direction perpendicular to the acceleration.

EXERCISE 5.1 — Suppose we have a charge that is accelerated in the positive- $z$  direction. Sketch and describe the direction of the radiation electric field over a sphere at a distance  $r$  from the charge. Do the same for the radiation magnetic field.

The flux can be found by computing the Poynting vector:

$$\mathbf{S} = \frac{c}{4\pi} \mathbf{E} \times \mathbf{B} = \frac{c}{4\pi} |\mathbf{E}|^2 \hat{\mathbf{r}} = \frac{q^2}{4\pi c^3 r^2} |\dot{\mathbf{u}}|^2 \sin^2 \theta \hat{\mathbf{r}}.$$

To get the total power emitted, we encase our charge in a sphere of radius  $r$ , centered on the particle, with the axis along  $\dot{\mathbf{u}}$ . In this case the flux is normal to the sphere, so the total power is

$$P = \int |\mathbf{S}| r^2 d\Omega = \frac{q^2}{4\pi c^3} |\dot{\mathbf{u}}|^2 \left[ 2\pi \int_{-1}^1 (1 - \mu^2) d\mu \right] = \frac{2q^2}{3c^3} |\dot{\mathbf{u}}|^2, \quad (5.11)$$

a result known as *Larmor's formula*.

## 5.2 Thomson scattering

As an application of Larmor's formula, let's consider a free electron sitting in space, which is irradiated by low-frequency radiation. The electron will accelerate because of the electric field; as a result of this acceleration, the electron will then radiate.

EXERCISE 5.2 — Why can we neglect the magnetic field when computing the acceleration of the charge?

The equation of motion of the electron is

$$m_e \dot{\mathbf{u}} = q_e E e^{i\omega t} \boldsymbol{\xi}, \quad (5.12)$$

where  $\boldsymbol{\xi}$  is the polarization direction of the electric field (we'll assume plane polarization) and  $q_e$  is the electron charge. From Eq. (5.11), the average power emitted by this charge over a cycle is

$$\langle P \rangle = \frac{1}{3} \frac{q_e^4}{m_e^2 c^3} E^2;$$



if we compare this with the incident flux, averaged over a cycle,  $\langle S_{\text{inc.}} \rangle = c|E^2|/8\pi$ , we find the total cross-section for *Thomson scattering*:

$$\sigma_{\text{Th}} = \frac{\langle P \rangle}{\langle S_{\text{inc.}} \rangle} = \frac{8\pi}{3} \left( \frac{q_e^2}{m_e c^2} \right)^2 = 0.665 \times 10^{-24} \text{ cm}^2. \quad (5.13)$$

The quantity in parentheses is known as the *classical electron radius*.

### 5.3 The classical oscillator

Suppose we have a classical charged harmonic oscillator,  $\mathbf{x}(t) = \mathbf{x}_0 e^{i\omega t}$ , of charge  $q_e$ . The instantaneous power emitted by the oscillator is

$$P(t) = \frac{2}{3} \frac{q_e^2}{c^3} |\dot{\mathbf{u}}|^2, \quad (5.14)$$

which when averaged over a cycle is

$$\langle P(t) \rangle = \frac{q_e^2}{3c^3} x_0^2 \omega^4, \quad (5.15)$$

since  $\dot{\mathbf{u}} = -\omega^2 \mathbf{x}_0 e^{i\omega t}$ . Since the oscillator is radiating, it is losing energy and is damped. Let us write the damping as  $\mathbf{F}_{\text{rad}} \cdot \mathbf{u}$  and integrate over a cycle,

$$- \int_{t_1}^{t_2} dt \frac{2}{3} \frac{q_e^2}{c^3} \dot{\mathbf{u}} \cdot \dot{\mathbf{u}} = - \frac{2}{3} \frac{q_e^2}{c^3} \dot{\mathbf{u}} \cdot \mathbf{u} \Big|_{t_1}^{t_2} + \frac{2}{3} \frac{q_e^2}{c^3} \int_{t_1}^{t_2} dt \ddot{\mathbf{u}} \cdot \mathbf{u}.$$

The first term vanishes and we can therefore identify

$$\mathbf{F}_{\text{rad}} = \frac{2}{3} \frac{q_e^2}{c^3} \ddot{\mathbf{u}} = -m \left( \frac{2q_e^2 \omega^2}{3c^3 m} \right) \mathbf{u}$$

as the radiation damping term with the term in parentheses being the damping constant  $\gamma$ .

Now let our oscillator's "natural" frequency be  $\omega_0$ , and let us drive the oscillator with an electric field  $\mathbf{E}e^{i\omega t}$ ; the equation of motion for the oscillator is then

$$m\ddot{\mathbf{x}} = -m\omega_0^2 \mathbf{x} + q_e \mathbf{E}e^{i\omega t} - m\gamma \dot{\mathbf{x}}. \quad (5.16)$$

Substituting a trial function  $\mathbf{x} \propto e^{i\omega t}$  gives

$$\mathbf{x} = \frac{q_e}{m} \frac{\mathbf{E}e^{i\omega t}}{(\omega_0^2 - \omega^2) + i\omega\gamma}. \quad (5.17)$$

Taking the second derivative w.r.t. time of  $\mathbf{x}$ , substituting into eq. (5.11), and averaging over a cycle gives the power radiated by the oscillator,

$$\langle P(t) \rangle = \frac{q_e^4 \omega^4 E^2}{3c^3 m^2} \frac{1}{(\omega_0^2 - \omega^2)^2 + \gamma^2 \omega^2}.$$

Dividing  $\langle P(t) \rangle$  by the incident average flux,  $cE^2/(8\pi)$ , gives the cross-section,

$$\sigma = \left( \frac{8\pi}{3} \frac{q_e^4}{m^2 c^4} \right) \frac{\omega^4}{(\omega_0^2 - \omega^2)^2 + \gamma^2 \omega^2}. \quad (5.18)$$

The term in front is just the Thomson cross-section.

*Rayleigh scattering*

For  $\omega \ll \omega_0$ , the cross-section for scattering becomes

$$\sigma_{\text{Ray}} \simeq \left( \frac{8\pi}{3} \frac{q_e^4}{m^2 c^4} \right) \left( \frac{\omega}{\omega_0} \right)^4. \quad (5.19)$$

This is important in planetary atmospheres: the strong frequency dependence accounts for the blue sky. Physically, the scattering is caused by the polarization of molecules induced by the electric field.

Of course, this model is really crude: can we really calculate the polarization of air molecules this way? What should we use for the charge—is it  $q_e$ ? and what for the mass  $m$ ? It turns, out, amazingly enough, that we don't need to know them to determine the cross-section and the polarization. In the limit that we go to very low frequency, then from Eq. (5.17) we have the induced polarization per unit volume,

$$\mathbf{P} = nq_e \mathbf{x} \approx \frac{nq_e^2}{m\omega_0^2} \mathbf{E},$$

where  $n$  is the number of molecules per unit volume. The electric displacement is therefore

$$\mathbf{D} = \mathbf{E} + 4\pi\mathbf{P} = \epsilon\mathbf{E}$$

with permittivity

$$\epsilon = 1 + \frac{4\pi nq_e^2}{m\omega_0^2}. \quad (5.20)$$

The effective velocity of light in such a medium is  $c/\sqrt{\epsilon}$ , so that the index of refraction is  $N = \sqrt{\epsilon}$ . We can therefore express  $\omega_0^2$  in terms of the index of refraction of air; doing so and substituting back into Eq. (5.19) gives (to lowest order)

$$\sigma_{\text{Ray}} \simeq \frac{2}{3\pi n^2} \left( \frac{2\pi}{\lambda} \right)^4 |N - 1|^2. \quad (5.21)$$

As advertised, this form does not involve the charges or masses of our oscillators, but we do need a measurement of the index of refraction. For a standard atmosphere with density  $n = 2.7 \times 10^{19} \text{ cm}^{-3}$  and index of refraction  $N - 1 \approx 2.93 \times 10^{-4}$ , we find that the mean free path,  $\ell = (n\sigma_{\text{Ray}})^{-1}$ , is 187 km for red light ( $\lambda = 650 \text{ nm}$ ) and 30 km for violet light ( $\lambda = 410 \text{ nm}$ ). Consult Jackson<sup>1</sup> for a detailed calculation and Feynman et al.<sup>2</sup> for an intuitive one.

*The resonant oscillator*

Now, for  $\omega \approx \omega_0$ , we can expand  $(\omega_0^2 - \omega^2)^2 \approx 4\omega_0^2(\omega_0 - \omega)^2$ ; furthermore, we identify  $2q_e^2\omega_0^2/(3c^3m) = \gamma$  and equation (5.18) becomes

$$\sigma = \pi \left( \frac{q_e^2}{mc} \right) \frac{\gamma}{(\omega_0 - \omega)^2 + (\gamma/2)^2}. \quad (5.22)$$

<sup>1</sup> John D. Jackson. *Classical Electrodynamics*. Wiley, 2d edition, 1975

<sup>2</sup> Richard P. Feynman, Robert B. Leighton, and Matthew Sands. *The Feynman Lectures on Physics*. Addison-Wesley, 1989

The line profile is Lorentzian, with a width  $\gamma$ . In terms of wavelength, the width of the line is

$$\Delta\lambda = \gamma \left| \frac{d\lambda}{d\omega} \right|_{\omega=\omega_0} = \frac{2\pi c}{\omega_0^2} \gamma = 1.2 \times 10^{-5} \text{ nm.}$$

This width is independent of the transition frequency<sup>3</sup>, and it is extremely narrow compared to the width from other interactions and from doppler broadening.

<sup>3</sup> It is just the classical electron radius.

---

EXERCISE 5.3 — Consider the transition from the  $n = 3$  level to the  $n = 2$  level in hydrogen.

1. What is the wavelength of this transition?
  2. From the linewidth  $\Delta\lambda$  given above, estimate the mean lifetime of the  $n = 3$  level against spontaneous de-excitation to the  $n = 2$  level.
- 

## 5.4 Propagation of waves through a plasma

### Dispersion in a cold plasma

Suppose that we have a plane wave propagating through a medium containing free electrons with uniform density  $n_e$ . The electric field will cause the electrons to oscillate, cf. Eq. (5.12). We'll take the plasma to be cold, so that thermal velocities are small, and we'll assume that the amount of power scattered (Thomson scattering) is also negligible. Finally, we'll ignore collisions in the plasma, variations in the plane of the wave, and oscillations of the ions: as a result the plasma remains neutral everywhere.

The back-and-forth sloshing of the electrons means that there is an alternating current in the plasma,  $\mathbf{j} = -en_e\mathbf{u}$ . Since we assume that there is no bunching of electrons,  $\nabla \cdot \mathbf{E} = 0$ ; then taking the time derivative of equation (2.4), using equation (2.2) to eliminate  $\partial_t \mathbf{B}$ , and expanding<sup>4</sup>  $\nabla \times (\nabla \times \mathbf{E}) = \nabla(\nabla \cdot \mathbf{E}) - \nabla^2 \mathbf{E} = \nabla^2 \mathbf{E}$  gives

<sup>4</sup> cf. §A.2

$$\left( \nabla^2 - \frac{1}{c^2} \partial_t^2 \right) \mathbf{E} = \frac{4\pi}{c^2} \partial_t \mathbf{j} = \frac{4\pi n_e e^2}{m_e c^2} \mathbf{E}. \quad (5.23)$$

In this equation we have used  $\partial_t \mathbf{u} = -e\mathbf{E}/m_e$ , with  $m_e$  being the electron mass. Using a trial solution  $\mathbf{E} = \mathbf{E}_k e^{i\mathbf{k}\cdot\mathbf{x} - i\omega t}$  gives a *dispersion relation*,

$$c^2 k^2 = \omega^2 - \omega_p^2, \quad (5.24)$$

where

$$\omega_p^2 = \frac{4\pi n_e e^2}{m_e}$$

is the *plasma frequency*.

For  $\omega < \omega_p$ , the wavevector  $\mathbf{k}$  becomes imaginary, and the wave *evanesces* over a lengthscale  $\sim (\pi m_e c^2 / n_e e^2)^{1/2}$ . This is analogous to the skin depth in a conductor: the charges move to short out the electric field. For  $\omega > \omega_p$  the group velocity  $v = \partial\omega / \partial k$  depends on frequency:

$$v_g = c \left[ 1 - \left( \frac{\omega_p}{\omega} \right)^2 \right]^{1/2} < c. \quad (5.25)$$

Higher frequencies travel faster.

EXERCISE 5.4 — Pulsars are magnetized neutron stars that emit a broad spectrum of radiation into a narrow beam. As the neutron star rotates, the beam is swept into and out of the observer's field of view, thereby creating pulses. Suppose you observe the pulses from a particular neutron star over a range of radio frequencies. Show that the time of arrival  $t_A$  of the pulses changes with frequency as

$$\frac{dt_A}{d\nu} = - \frac{e^2}{\pi m_e c \nu^3} \mathcal{D},$$

where the *dispersion measure*

$$\mathcal{D} = \int n_e d\ell$$

is the integrated column of free electrons along the line of sight to the pulsar. Show that the delay time between two observed frequencies is

$$\Delta t = 8.3 \text{ ms } \mathcal{D} \frac{\Delta\nu}{\nu^3}$$

for  $\mathcal{D}$  in units of  $\text{pc cm}^{-3}$  and  $\nu, \Delta\nu$  in units of GHz.

### *Dispersion in a cold, magnetized plasma*

Now we'll expand the discussion in the previous section to the more general case of a cold, magnetized plasma. We shall again ignore collisions and the motion of ions. We'll relax, however, our assumption that the electron density is uniform (although it will turn out that that is still a valid assumption).

First, we need to review how electrons move under a combined electric and magnetic field:

$$\frac{d\mathbf{u}}{dt} = - \frac{e}{m_e} \mathbf{E} - \frac{e}{m_e c} \mathbf{u} \times \mathbf{B}. \quad (5.26)$$

Here  $\mathbf{B}$  is the sum of the static and the wave fields. As we argued before, however, for non-relativistic electrons the contribution from the wave's  $\mathbf{B}$  field is  $\sim u/c$  smaller than that from the wave's  $\mathbf{E}$  field. Further, if the only appreciable motion is due to the wave's  $\mathbf{E}$  field, which is perpendicular to  $\mathbf{k}$ , then only  $B_{\parallel} = \mathbf{B} \cdot \mathbf{k} / |\mathbf{k}|$  is important. This is equivalent to stating that non-relativistic electrons will only move a small fraction of a wavelength in one oscillation cycle, so we can neglect motion along  $\mathbf{k}$ .

If we are at a fixed point, we can look for oscillatory solutions at the wave frequency  $\omega$ ; however, if we take our  $z$ -axis to be along  $\mathbf{k}$ , then  $du_x/dt$  depends on  $u_y$  and vice versa. To get around this, recall that we expect the electron to move in a circular fashion, in which case the  $x$ - and  $y$ -components of the velocity are  $\pi/2$  out of phase. This suggests that we choose for basis vectors the right- and left-handed helical vectors:

$$\mathbf{u}_{\pm} = u_0 \hat{\mathbf{e}}_{\pm}$$

where<sup>5</sup>

$$\begin{aligned}\hat{\mathbf{e}}_+ &= \frac{1}{\sqrt{2}}(\hat{\mathbf{e}}_x + i\hat{\mathbf{e}}_y), \\ \hat{\mathbf{e}}_- &= \frac{1}{\sqrt{2}}(\hat{\mathbf{e}}_x - i\hat{\mathbf{e}}_y).\end{aligned}$$

<sup>5</sup> cf. §2.2

If we therefore write  $\mathbf{u}$  and  $\mathbf{E}$  in terms of modes  $u_{\pm}\hat{\mathbf{e}}_{\pm}e^{-i\omega t}$ ,  $E_{\pm}\hat{\mathbf{e}}_{\pm}e^{-i\omega t}$  and substitute into Equation (5.26) we find that

$$u_{\pm} = -i \frac{e}{m_e(\omega \mp \omega_L)} E_{\pm}. \quad (5.27)$$

Here

$$\omega_L = \frac{eB_{||}}{m_e c}$$

is the electron Larmor frequency. The current induced by the electric field is thus

$$\mathbf{j}_{\pm} = -n_e e u_{\pm} = i \frac{n_e e^2}{m_e(\omega \mp \omega_L)} E_{\pm} = \sigma_{\pm} E_{\pm}$$

where  $\sigma_{\pm}$  is the electrical conductivity. The factor of  $i$  in  $\sigma$  implies that the current is out of phase with the oscillatory electric field.

---

EXERCISE 5.5 — Show that Eq. (5.27) implies that the time-averaged work done by the electric field is zero for  $\omega \neq \omega_L$ . That is, in the absence of collisions, there is no dissipation.

---

Now that we have the electronic response, we can look for solutions to the equation of charge continuity,  $\partial_t(\rho_e) + \nabla \cdot \mathbf{j} = 0$ . Here  $\rho_e = Zen_i - en_e$  is the combined charge density; in the absence of perturbations from the electromagnetic wave the plasma is neutral,  $\rho_e = 0$ . Assuming a  $e^{-i\omega t}$  response for  $\rho_e$ , we obtain

$$\rho_e = i \frac{n_e e^2}{m_e(\omega \mp \omega_L)\omega} \mathbf{k} \cdot \mathbf{E}.$$

Inserting this into Gauss's law,  $\nabla \cdot \mathbf{E} = 4\pi\rho_e$ , implies

$$i\mathbf{k} \cdot \mathbf{E} = \frac{4\pi n_e e^2}{m_e \omega(\omega \mp \omega_L)} i\mathbf{k} \cdot \mathbf{E} = \frac{\omega_p^2}{\omega(\omega \mp \omega_L)} i\mathbf{k} \cdot \mathbf{E},$$

where  $\omega_p = 4\pi n_e e^2 / m_e$  is again the electron plasma frequency. This is equivalent to writing

$$\epsilon \nabla \cdot \mathbf{E} \equiv \left[ 1 - \frac{\omega_p^2}{\omega(\omega \mp \omega_L)} \right] \nabla \cdot \mathbf{E} = 0$$

with  $\epsilon$  being the dielectric constant. Since  $\epsilon \neq 0$  in general, we require  $\mathbf{k} \cdot \mathbf{E} = 0$ : that is, the wave is transverse and therefore  $\rho_e = 0$ ; there is no bunching of excess charge and the plasma remains neutral. In that case,  $\mathbf{k} \cdot \mathbf{j} = 0$ : the currents are purely transverse as well.

With  $\nabla \cdot \mathbf{E} = 0$ , we insert our trial function  $\mathbf{E} = \mathbf{E}_{\pm} e^{i\mathbf{k} \cdot \mathbf{x} - i\omega t}$  into Eq. (5.23) and obtain a dispersion relation for right(left)-circularly polarized waves:

$$c^2 k_{\pm}^2 = \omega^2 \left[ 1 - \frac{\omega_p^2}{\omega(\omega \mp \omega_L)} \right] = \epsilon \omega^2. \quad (5.28)$$

For  $\omega \gg \omega_L$ , we recover our previous dispersion relation, Eq. (5.24). At higher frequencies,  $\omega \gg \omega_p, \omega_L$  we can expand  $\epsilon$  and write the dispersion relation as

$$k_{\pm} = \frac{\omega}{c} - \underbrace{\frac{\omega_p^2}{2\omega c}}_{=\Delta k_0} \mp \underbrace{\frac{\omega_p^2 \omega_L}{2c\omega^2}}_{=\Delta k_{\pm}}.$$

EXERCISE 5.6 — Suppose we have a plane-polarized wave,

$$\mathbf{E} = \frac{1}{\sqrt{2}} (\hat{\mathbf{e}}_+ + \hat{\mathbf{e}}_-) E_k e^{i\mathbf{k} \cdot \mathbf{x} - i\omega t}$$

traversing a magnetized plasma in the  $z$ -direction. Show that after going a length  $\ell$ , the right(left)-circular polarization components will have a phase

$$- \int_0^{\ell} \Delta k_0 dz \mp \int_0^{\ell} \Delta k_{\pm} dz$$

relative to what they would have had in the absence of the plasma. Show that the electric vector after going a length  $\ell$  has a polarization

$$\cos \psi \hat{\mathbf{e}}_x + \sin \psi \hat{\mathbf{e}}_y$$

where

$$\psi = \frac{e^3}{2\pi m_e^2 c^2 \nu^2} \underbrace{\int_0^{\ell} n_e B_{\parallel} dz}_{\equiv \mathcal{R}}.$$

In other words, the polarization vector has rotated by an angle  $\psi$ , and this angle depends on frequency. Thus measurements of the plane of polarization can be used to infer  $\mathcal{R}$ , the *rotation measure*, which provides information on the integrated line-of-sight strength of the magnetic field.

# 6

## Bremsstrahlung Radiation

### 6.1 What is a plasma?

A *plasma* is defined as a gas of charged particles in which the kinetic energy of a typical particle is much greater than the potential energy due to its nearest neighbors.

#### Screening and the Debye Length

Imagine a typical charged particle in a plasma. Very close to the particle, we expect the electrostatic potential to be that of an isolated charge  $\Phi = q/r$ . Far from the particle, there will be many other particles surrounding it, and the potential is *screened*. For example, a positive ion will tend to attract electrons to be somewhat, on average, closer to it than other ions: we say that the ion *polarizes* the plasma. As a result of this polarization, the potential of any particular ion should go to zero much faster than  $1/r$  due to the “screening” from the enhanced density of opposite charges around it.

Let’s consider a plasma having many ion species, each with charge  $Z_i$ , and electrons. About any selected ion  $j$ , particles will arrange themselves according to Boltzmann’s law,

$$n_i(r) = n_{i0} \exp \left[ -\frac{Z_i e \Phi(r)}{kT} \right]. \quad (6.1)$$

Here  $n_{i0}$  is the density of particle  $i$  far from the charge  $j$ , and  $r$  is the distance between particles  $i$  and  $j$ . (A similar equation holds for the electrons, with  $Z$  replaced by  $-1$ .) To solve for the potential, we can use Poisson’s equation,

$$\nabla^2 \Phi = -4\pi \sum_i Z_i e n_i(r) + 4\pi e n_e(r). \quad (6.2)$$

Our assumption is that the term in the exponential of Eq. (6.1) is small, so we may expand it to first order in  $\Phi$  and substitute that expansion into

Eq. (6.2) to obtain in spherical geometry

$$\frac{1}{r} \frac{\partial^2}{\partial r^2} (r\Phi) = -4\pi e \left[ \sum_i n_{i0} Z_i \left( 1 - \frac{Z_i e \Phi}{kT} \right) - n_{e0} \left( 1 + \frac{e\Phi}{kT} \right) \right].$$

The overall charge neutrality of the plasma implies that  $n_{e0} = \sum_i Z_i n_{i0}$ ; using this to simplify the above equation gives

$$\frac{1}{r} \frac{\partial^2}{\partial r^2} (r\Phi) = \left[ \frac{4\pi e^2}{kT} \sum_i n_{i0} (Z_i^2 + Z_i) \right] \Phi \equiv \lambda_D^{-2} \Phi. \quad (6.3)$$

The quantity in  $[\ ]$  has dimensions of reciprocal length squared and we define it as  $(1/\lambda_D)^2$  with  $\lambda_D$  being called the *Debye length*.

Multiplying equation (6.3) by  $r$ , integrating twice, and determining the constant of integration from the condition that as  $r \rightarrow 0$ ,  $\Phi \rightarrow Z_j e/r$  gives the self-consistent potential

$$\Phi = \frac{Z_j e}{r} \exp\left(-\frac{r}{\lambda_D}\right). \quad (6.4)$$

The Debye length  $\lambda_D$  determines the size of the screening cloud around the ion.

In order for the above derivation to be valid, we require that  $\lambda_D \gg a$ , where  $a$  is the mean ion spacing; otherwise, there won't be any charges in our cloud to screen the potential! Equivalently, we require the number of particles in a sphere of radius  $\lambda_D$  to be large,

$$\frac{4\pi}{3} \lambda_D^3 \sum_i n_i \gg 1. \quad (6.5)$$

This condition must hold if we are to treat the gas as an (ideal) plasma<sup>1</sup>.

<sup>1</sup> In high energy density physics, the definition of a plasma is expanded to include cases for which interactions are important

---

EXERCISE 6.1 — Defining the mean inter-ion spacing  $a$  via  $4\pi a^3 n/3 = 1$ , show that Eq. (6.5) implies that  $kT \gg e^2/a$ .

---

## 6.2 Collisions in a plasma

To begin, let's imagine a light particle (electron) colliding with a much heavier, fixed particle (an ion), as illustrated in Figure 6.1. (This picture also applies to a pseudo particle of reduced mass scattering in a fixed potential.) Let the impact parameter be  $b$ , and the mass of the incident particle is  $\mu$ . For Coulomb interactions, the force on the particle is  $(q_1 q_2 / r^2) \hat{r}$ . The incident momentum is  $p_0$ . Now by assumption, in our plasma most of the interactions are weak (potential energy is much less than kinetic), so let's treat the deflection of the particle as a perturbation.



That is, we shall assume that  $p_0 = \text{const}$  and that the effect of the interaction is to produce a perpendicular (to  $p_0$ ) component of the momentum  $p_\perp$ . The total change in  $p_\perp$  is then

$$p_\perp = \int_{-\infty}^{\infty} dt \frac{q_1 q_2}{r^2} \sin \theta, \quad (6.6)$$

where  $\sin \theta = b/r$  is the angle that the radial vector makes with the horizontal. Substituting  $r = b/\sin \theta$  and  $dt = -\mu b d\theta/p_0/\sin^2 \theta$ , we have

$$p_\perp = - \int_0^\pi \sin \theta d\theta \frac{\mu}{p_0} \frac{q_1 q_2}{b},$$

leading to the intuitive result

$$\frac{p_0 p_\perp}{2\mu} = \frac{q_1 q_2}{b}. \quad (6.7)$$

Clearly a large angle scattering occurs if  $p_\perp \geq p_0$ , or

$$b \leq b_0 \equiv \frac{2\mu q_1 q_2}{p_0^2}; \quad (6.8)$$

our perturbative approach is therefore only valid for  $b \gg b_0$ .

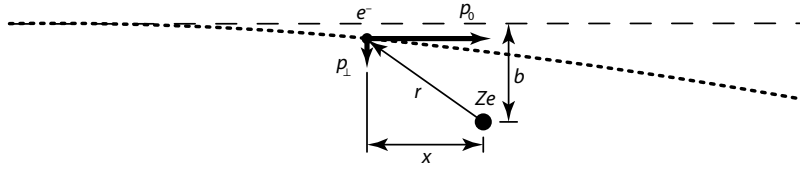


Figure 6.1: Geometry for scattering problem.

### 6.3 Emissivity

To calculate the emissivity, we start with the acceleration of an electron; according to Eq. (6.6ff) this is

$$|\dot{\mathbf{v}}| = \frac{1}{m_e} \left| \frac{dp_\perp}{dt} \right| = \frac{Ze^2 b}{m_e r^3} = \frac{Ze^2}{m_e b^2} \frac{1}{[1 + v^2 t^2/b^2]^{3/2}}.$$

If we substitute the maximum value of  $|\dot{\mathbf{v}}|$  into Larmor's formula, Eq. (5.11), the maximum power emitted is

$$P(b) = \frac{2 e^2}{3 c^3} |\dot{\mathbf{v}}|^2 = \frac{2}{3} \frac{Z^2 e^6}{m_e^2 c^3 b^4}. \quad (6.9)$$

---

EXERCISE 6.2 — Plot  $P(t; b)$ . Set the origin  $t = 0$  to be the point of closest approach.

---

If we take  $t = 0$  to correspond to when the electron is at closest approach, then most of the acceleration occurs in a range of times  $-b/v < t < b/v$ .

WHAT ARE THE FREQUENCIES AT WHICH THIS POWER IS RADIATED?

If we take the Fourier transform of the instantaneous power emitted, we find that the power is distributed over a broad range of frequencies up to a cutoff  $\nu_{\max} \sim \nu/b$ .

EXERCISE 6.3 — Consider the Fourier transform  $G(\omega)$  of a function  $g(t)$ . Show that if  $g(t)$  is some peaked function with width  $\sigma$ —i.e.,  $g = g(t/\sigma)$ —then the width of  $G(\omega)$  is  $\sigma^{-1}$ . For definiteness, you may set  $g(t) = (\sqrt{2\pi}\sigma)^{-1} \exp[-t^2/(2\sigma^2)]$ .

To get the total emissivity, we must next integrate over a distribution of impact parameters  $b$  and then over the distribution of electron velocities. The emissivity is, with all numerical factors restored,

$$\rho\varepsilon_\nu = 4\pi \left(\frac{2\pi}{3}\right)^{1/2} Z^2 n_i n_e \hbar c^2 \alpha_F \sigma_{\text{Th}} \left(\frac{m_e}{kT}\right)^{1/2} \exp\left(-\frac{h\nu}{kT}\right) \bar{g}_{\text{ff}}. \quad (6.10)$$

The velocity-averaged Gaunt factor  $\bar{g}_{\text{ff}}$  contains most of the details about the integration. The factor of  $T^{-1/2}$  is because there is a factor of  $\nu^{-1}$  that appears in the integration (the collision time is  $\sim b/\nu$ ).

# 7

## Relativity

These notes summarize the discussion in Weinberg<sup>1</sup>.

<sup>1</sup> Steven Weinberg. *Gravitation and Cosmology: Principles and Applications of the General Theory of Relativity*. Wiley, 1972

### 7.1 Overview

The basic equation of classical physics for the motion of a particle under the gravitational influences of other particles,

$$\frac{d^2 \mathbf{x}_i}{dt^2} = - \sum_{j \neq i} \frac{G m_i m_j (\mathbf{x}_j - \mathbf{x}_i)}{|\mathbf{x}_j - \mathbf{x}_i|^3}, \quad (7.1)$$

has several interesting properties.

1. It is invariant if we pick a different origin for our coordinates:  $t' = t + t_0$ ,  $\mathbf{x}' = \mathbf{x} + \mathbf{a}$ . There is no privileged location in space or time.
2. It is invariant under rotations. For example, a rotation  $\mathbf{R}$  about the  $z$ -axis by an angle  $\theta$  transforms  $\mathbf{u}$  into  $\mathbf{u}'$ :

$$\mathbf{u}' = \mathbf{R}\mathbf{u} = \begin{pmatrix} \cos \theta & \sin \theta & 0 \\ -\sin \theta & \cos \theta & 0 \\ 0 & 0 & 1 \end{pmatrix} \begin{pmatrix} u_x \\ u_y \\ u_z \end{pmatrix}.$$

You can verify that this rotation leaves the dot product  $\mathbf{u} \cdot \mathbf{v}$  unchanged; as a result, the norm  $|\mathbf{u}| = \sqrt{\mathbf{u} \cdot \mathbf{u}}$  of a vector—its length—is unchanged by a rotation.

3. It is invariant if we change to a frame moving with constant velocity  $\mathbf{V}$ : that is,  $\mathbf{x}' = \mathbf{x} + \mathbf{V}t$ .

Maxwell's equations are invariant under the first two transformations, but not the third: the equations have traveling wave solutions with a constant propagation velocity  $c$ . There are two possible resolutions.

1. The equations of mechanics are invariant under transformation 3. In this case, Maxwell's equations hold only in one, privileged, coordinate

system, and it is possible experimentally to determine one's velocity with respect to this privileged frame. This has been conclusively demonstrated to not be so.

2. The equations of motion are not invariant under transformation 3, and must be reformulated to preserve the constancy of  $c$ . Einstein showed that Eq. (7.1) and transformation 3 implicitly assume that different observers can agree on whether two events are simultaneous, and that this is in general not possible.

The failure of simultaneity means that any coordinate transformation involves mixing the time and space coordinates: instead of specifying events by spatial vectors and time separately, we instead specify the coordinates of an event with a four-vector,

$$x^\mu = \begin{pmatrix} ct \\ x^1 \\ x^2 \\ x^3 \end{pmatrix}$$

In the following discussion, we'll choose our units so that  $c = 1$ . What is the "length" of  $x^\mu$ ? We certainly want the spatial part to look like a Euclidian norm ( $\sqrt{\mathbf{x} \cdot \mathbf{x}}$ ) so that it will be invariant under coordinate rotations. At the same time, however, we need to ensure that  $|\mathbf{dx}/dt| = 1$  holds in all frames. These requirements are met by having the length of a four-vector be

$$s^2 = \eta_{\mu\nu} x^\mu x^\nu, \quad (7.2)$$

where  $\eta_{00} = -1$ ,  $\eta_{0i} = \eta_{i0} = 0$ ,  $i = 1, 2, 3$ , and  $\eta_{ij} = \delta_{ij}$ ,  $\forall i, j = 1, 2, 3$ . Along the trajectory of a photon,

$$ds^2|_{\text{photon}} = -dt^2 + |\mathbf{dx}|^2 = 0.$$

For a particle at rest,  $ds^2 = -dt^2$ , and so we define the proper time as  $d\tau^2 = -ds^2$ . Any transformation that leaves  $d\tau^2$  invariant will therefore also leave the speed of light invariant.

A general local coordinate transformation is of the form

$$x'^\alpha = \Lambda_\beta^\alpha x^\beta + a^\alpha. \quad (7.3)$$

Here  $\Lambda_\beta^\alpha$  is a  $4 \times 4$  matrix and  $a^\alpha$  is a constant four-vector. We can set  $a^\alpha = 0$ , since it just sets the origin. To keep the proper time invariant, we require that

$$d\tau'^2 = -\eta_{\alpha\beta} (\Lambda_\gamma^\alpha dx^\gamma) (\Lambda_\delta^\beta dx^\delta) = -(\eta_{\alpha\beta} \Lambda_\gamma^\alpha \Lambda_\delta^\beta) dx^\gamma dx^\delta = d\tau^2.$$

Our condition that the proper time be invariant is therefore

$$\eta_{\alpha\beta} \Lambda_\gamma^\alpha \Lambda_\delta^\beta = \eta_{\gamma\delta}. \quad (7.4)$$

We use latin subscripts to mean only the spatial components, and greek indices to refer to all four components. Also, we use the convention that a repeated index is to be summed over: for example,

$$\eta_{\alpha\beta} x^\beta \equiv \eta_{\alpha 0} x^0 + \eta_{\alpha 1} x^1 + \eta_{\alpha 2} x^2 + \eta_{\alpha 3} x^3$$

What transformations satisfy this condition? Spatial rotations, in which

$$\Lambda_0^i = \Lambda_i^0 = 0, \quad \Lambda_0^0 = 1, \quad \Lambda_j^i = R_j^i,$$

clearly leave  $d\tau$  invariant. A more interesting case is transforming from a frame  $O$  in which a particle is at rest,  $d\mathbf{x} = 0$ , to a frame  $O'$  in which the particle moves with velocity  $\mathbf{v} = d\mathbf{x}/dt$ . This implies that

$$dt' = \Lambda_0^0 dt + \Lambda_i^0 dx^i = \Lambda_0^0 dt,$$

and

$$dx'^i = \Lambda_0^i dt + \Lambda_j^i dx^j = \Lambda_0^i dt.$$

Taken together, these expressions imply that

$$v^i = \frac{dx'^i}{dt'} = \frac{\Lambda_0^i}{\Lambda_0^0}. \quad (7.5)$$

Then applying Eq. (7.4) for  $\eta_{00}$  gives

$$\eta_{\alpha\beta} \Lambda_0^\alpha \Lambda_0^\beta = \sum_{i=1}^3 (\Lambda_0^i)^2 - (\Lambda_0^0)^2 = \eta_{00} = -1. \quad (7.6)$$

Call  $\Lambda_0^0 = \gamma$ ; then by combining Eqs. (7.5) and (7.6), we find that  $\gamma = 1/\sqrt{1 - |\mathbf{v}|^2}$ , and  $\Lambda_0^i = \gamma v^i$ .

The other components of  $\Lambda$  are not uniquely specified because we can always add rotation. A general form for a boost to an arbitrary  $\mathbf{v}$  is

$$\Lambda_{\beta}^{\alpha}(\mathbf{v}) = \begin{pmatrix} \gamma & \gamma v_x & \gamma v_y & \gamma v_z \\ \gamma v_x & 1 + v_x^2(\gamma - 1)/|\mathbf{v}|^2 & v_x v_y(\gamma - 1)/|\mathbf{v}|^2 & v_x v_z(\gamma - 1)/|\mathbf{v}|^2 \\ \gamma v_y & v_y v_x(\gamma - 1)/|\mathbf{v}|^2 & 1 + v_y^2(\gamma - 1)/|\mathbf{v}|^2 & v_y v_z(\gamma - 1)/|\mathbf{v}|^2 \\ \gamma v_z & v_z v_x(\gamma - 1)/|\mathbf{v}|^2 & v_z v_y(\gamma - 1)/|\mathbf{v}|^2 & 1 + v_z^2(\gamma - 1)/|\mathbf{v}|^2 \end{pmatrix} \quad (7.7)$$

This is the *Lorentz transformation*. It boosts four-vectors from the rest frame of a particle to one in which the particle has velocity  $\mathbf{v}$ .

EXERCISE 7.1 — Show that if we replace  $\mathbf{v}$  by  $-\mathbf{v}$  in Eq. (7.7), we obtain the inverse Lorentz transformation; that is, show that  $\Lambda_{\beta}^{\alpha}(-\mathbf{v})\Lambda_{\gamma}^{\beta}(\mathbf{v}) = \delta_{\gamma}^{\alpha}$ .

*Example 1* Suppose we have a clock at rest in frame  $O$ . The time between successive ticks is  $\Delta t = \Delta\tau$ . In frame  $O'$ , the clock has velocity  $\mathbf{v}' = d\mathbf{x}'/dt'$ . In  $O'$ , the proper time is

$$\Delta\tau'^2 = \Delta t'^2 - |\Delta\mathbf{x}'|^2 = \Delta t'^2 (1 - |\mathbf{v}'|^2) = \gamma^{-2} \Delta t'^2$$

Since  $\Delta\tau' = \Delta\tau$ , in frame  $O'$ , the time between the two events is  $\Delta t' = \gamma\Delta t > \Delta t$ : an observer in  $O'$  finds the clock running slower than one in  $O$ .

*Example 2* We can measure the length of a rod in a frame  $O$  in which the rod moves with velocity  $\mathbf{v}$ . To measure the rod's length, we find the coordinates of both ends *simultaneously*. Let's orient our coordinates so that at time  $t$  the ends of the rod are at  $(\xi_L)^\alpha = (t, x_L, y, z)$  and  $(\xi_R)^\alpha = (t, x_R, y, z)$ . Then the length of the rod in frame  $O$  is a four-vector  $\xi_R^\alpha - \xi_L^\alpha = (0, L, 0, 0)$ . Now we boost to the rest frame  $\mathcal{R}$  of the rod. To do this, we apply the inverse transformation, i.e., switch  $\mathbf{v}$  to  $-\mathbf{v}$  in Eq. (7.7). If  $\mathbf{v}$  is along  $y$  or  $z$ , that is, perpendicular to the rod, the  $x$ -component of the vector remains  $L$ —the rod has the same length in both frames. If  $\mathbf{v}$  is along  $x$ , that is, the velocity is parallel to the rod, then in the rest frame  $\mathcal{R}$  the length is  $L_{\mathcal{R}} = \gamma L$ : the rod in the moving frame is shorter by a factor  $1/\gamma$ .

---

EXERCISE 7.2 — The moving rod experiment is performed: Einstein rides on a rocket traveling at high speed, while Lorentz measures the length of the rocket as it flies by. Afterwards, they meet to discuss the experiment. Lorentz explains how his experimental apparatus marked off the positions of the front and rear of the rocket at a given time. Einstein replies that he was watching Lorentz make his measurements of the positions of the front and rear of the rocket. How would Einstein describe Lorentz's measurement?

---

## 7.2 Kinematics

Now that we have our rules for how coordinates transform, let's develop the four-vector kinematical quantities. The first difficulty we encounter is that  $d\mathbf{x}/dt$  is not a four-vector.<sup>2</sup> Since  $dx^\alpha$  is a four-vector, we need to divide it by a scalar—something that is the same in all frames. The obvious candidate is  $d\tau$ , which gives use the *four-velocity*

$$u^\alpha \equiv \frac{dx^\alpha}{d\tau} = \begin{pmatrix} \gamma \\ \gamma \mathbf{u} \end{pmatrix}. \quad (7.8)$$

Here  $\mathbf{u} = d\mathbf{x}/dt$ . In the rest frame of the particle,  $u^\alpha = (1, \mathbf{0})$ .

---

EXERCISE 7.3 — Suppose we trace out the spacetime path of an object (known as a *worldline*) by recording its coordinate four-vector as it moves. Show that the four-velocity  $u^\alpha$  is the unit tangent four-vector to the object's worldline.

---

Suppose we have a particle that is accelerating. At a given instant of time, we can boost to a momentarily comoving rest frame (MCRF). Over an interval  $\Delta\tau$ , the particles four-velocity will change by  $\Delta u^\alpha = (0, \Delta\mathbf{u})$ , which is itself a four-vector. If we then multiply by the mass  $m$  of the object, measured in the rest frame of the particle,<sup>3</sup> and divide by  $d\tau$ , then

<sup>2</sup> that is,

$$\frac{d\mathbf{x}'}{dt'} \neq \Lambda_{\beta}^{\alpha} \frac{d\mathbf{x}}{dt}$$

<sup>3</sup> This long-winded definition of rest mass is needed so that  $m$  is a scalar (same in all frames).

in the MCRF this four-vector

$$\frac{dp^\alpha}{d\tau} \equiv m \frac{du^\alpha}{d\tau} \quad (7.9)$$

has components

$$\begin{pmatrix} 0 \\ m \mathbf{d}\mathbf{u}/dt \end{pmatrix} = \begin{pmatrix} 0 \\ \mathbf{F} \end{pmatrix}, \quad (7.10)$$

where  $\mathbf{F}$  is the applied (Newtonian) force.

If we boost equation (7.9) from the MCRF to one in which the particle has velocity  $\mathbf{u}$ , we obtain the equation

$$\gamma \frac{dp^\alpha}{dt} = \begin{pmatrix} \gamma \mathbf{u} \cdot \mathbf{F} \\ \mathbf{F} + \mathbf{u}(\mathbf{u} \cdot \mathbf{F})(\gamma - 1)/u^2 \end{pmatrix}.$$

Notice the component  $dp^0/dt = \mathbf{u} \cdot \mathbf{F}$ : this is just the rate that work is done on the object; it equals the rate of change of the object's energy. It makes sense to identify  $p^0 = mu^0 = \gamma m$  as the energy of the particle. The momentum four-vector is then

$$p^\alpha = \begin{pmatrix} \gamma m \\ \gamma m \mathbf{u} \end{pmatrix} = \begin{pmatrix} E \\ \mathbf{p} \end{pmatrix}$$

At low velocities,  $E = \gamma m \approx m + mu^2/2$ . The length of the four-momentum is

$$\eta_{\alpha\beta} p^\alpha p^\beta = -E^2 + p^2 = \gamma^2(-m^2 + m^2 u^2) = -m^2.$$

The rest mass  $m$  is thus indeed an invariant, and in the rest frame of the particle,  $E = m$ . Photons travel at velocity  $c$ , and have momentum  $p = E$ ; hence for a photon,  $\eta_{\alpha\beta} p^\alpha p^\beta = 0$ .

In order for the four-momentum to be useful, all observers must agree on conservation of energy and momentum. Suppose we observe a process among a group of particles  $i = 1, \dots, N$ . The net change in four-momentum, as viewed in a different frame, is

$$\sum_{i=1}^N \Delta p_i'^\alpha = \Lambda^\alpha_\beta \sum_{i=1}^N \Delta p_i^\beta.$$

If momentum and energy are conserved in one inertial frame (i.e.,  $\sum \Delta p^\beta = (0, \mathbf{0})$ ), they are conserved in all inertial frames.

**EXERCISE 7.4** — We argued that for low-frequency radiation, electron scattering would be coherent: the scattered radiation would be at essentially the same frequency as the incident. Show this explicitly: consider a photon of wavelength  $\lambda$  incident on an electron at rest. The photon is scattered to an angle  $\theta$  with the original momentum, and the wavelength after the scattering is  $\lambda'$ . Compute  $\lambda' - \lambda$  as a function of electron mass  $m_e$  and scattering angle  $\theta$ . *Hint:* the algebra is easier if you set  $\hbar = c = 1$ ; equate the initial and final four-momenta,  $p_{\gamma,i}^\mu + p_{e,i}^\mu = p_{\gamma,f}^\mu + p_{e,f}^\mu$ ; and then solve for  $p_{e,f}^\mu$  and compute the absolute value of both sides of the equations using  $|p_{e,f}^\mu|^2 = -m_e^2$ .

### 7.3 Aberration and Doppler Shift

Suppose we have a frame  $S$  in which a particle moves with velocity  $\mathbf{u}' = d\mathbf{x}'/dt'$ . What is its velocity  $\mathbf{u}$  in a frame  $\mathcal{R}$  in which an observer sees the origin of  $S$  moving with velocity  $\mathbf{v}$ ? To answer, we note that the displacement  $(dt', d\mathbf{x}')$  is a four-vector, so according to the transformation (7.7) in frame  $\mathcal{R}$  the differential coordinate four-vector is

$$\begin{bmatrix} dt \\ d\mathbf{x} \end{bmatrix} = \begin{bmatrix} \gamma(dt' + d\mathbf{x}' \cdot \mathbf{v}) \\ \gamma\mathbf{v}dt' + d\mathbf{x}' + (d\mathbf{x}' \cdot \mathbf{v})\frac{\gamma-1}{|\mathbf{v}|^2}\mathbf{v} \end{bmatrix}.$$

Hence in frame  $\mathcal{R}$

$$\begin{aligned} \mathbf{u} = \frac{d\mathbf{x}}{dt} &= \frac{\gamma\mathbf{v}dt' + d\mathbf{x}' + (d\mathbf{x}' \cdot \mathbf{v})(\gamma-1)/|\mathbf{v}|^2\mathbf{v}}{\gamma(dt' + d\mathbf{x}' \cdot \mathbf{v})} \\ &= \frac{\gamma\mathbf{v} + \mathbf{u}' + (\gamma-1)(\mathbf{u}' \cdot \mathbf{v})/|\mathbf{v}|^2\mathbf{v}}{\gamma(1 + \mathbf{u}' \cdot \mathbf{v})}. \end{aligned} \quad (7.11)$$

A useful way of writing this is to have  $\mathbf{u} = (u_{\parallel}, \mathbf{u}_{\perp})$ , in which  $u_{\parallel} = \mathbf{u} \cdot \mathbf{v}/|\mathbf{v}|$  and  $\mathbf{u}_{\perp} = \mathbf{u} - u_{\parallel}\mathbf{v}/|\mathbf{v}|$ . Making this substitution gives

$$u_{\parallel} = \frac{v + u'_{\parallel}}{1 + vu'_{\parallel}} \quad (7.12)$$

$$\mathbf{u}_{\perp} = \frac{\mathbf{u}'_{\perp}}{\gamma(1 + vu'_{\parallel})} \quad (7.13)$$

Now suppose in  $S$  our source is emitting photons isotropically:  $u' = 1$ . Let  $\theta'$  be the angle between a photon and  $\mathbf{v}$  in frame  $S$ . The a receiver in frame  $\mathcal{R}$  will observe the angle to be

$$\cos \theta = \frac{v + \cos \theta'}{1 + v \cos \theta'} \quad (7.14)$$

$$\tan \theta = \frac{|\mathbf{u}_{\perp}|}{u_{\parallel}} = \frac{\sin \theta'}{\gamma(v + \cos \theta')}. \quad (7.15)$$

Notice what happens if the source is relativistic with  $v \approx 1$ ,  $\gamma \gg 1$ : a photon emitted at right angles to  $\mathbf{v}$ ,  $\theta' = \pi/2$  in the source frame will be observed in frame  $\mathcal{R}$  to be at an angle  $\sim \gamma^{-1}$ . That is, the radiation emitted by a source traveling at relativistic velocity is beamed into a narrow cone of opening half-angle  $\gamma^{-1} \ll 1$  about the direction of motion.

In addition to aberration, the frequency of the photons received in frame  $\mathcal{R}$  is altered by two effects. The first is the change in elapsed time between the emission of successive wave crests:  $\Delta t = \gamma\Delta t' = \gamma/\nu'$ . In addition, there is the delay caused by the different difference in path length between one wave crest and the next. In frame  $\mathcal{R}$  this additional path length is  $-\Delta t u \cos \theta$ , where we orient our frame so that a positive velocity is towards the observer. As a result the received frequency is

$$\nu = (\Delta t)_{\text{rec}}^{-1} = \frac{1}{\Delta t(1 - u \cos \theta)} = \frac{\nu'}{\gamma(1 - u \cos \theta)}. \quad (7.16)$$

In this section I use a prime (') to denote the source frame  $S$ .



This is the relativistic Doppler shift. It reduces to the classical expression in the limit  $u \ll 1$ . Note that in form it isn't symmetrical, as the right-hand side has expressions in both frame  $\mathcal{S}(\nu')$  and frame  $\mathcal{R}(\cos \theta)$ . This is easily remedied by the aberration formulae, Eq. (7.14) and (7.15); see the exercises.

---

EXERCISE 7.5 — Recast the formula for the received frequency  $\nu$ , Eq. (7.16), in terms of  $\nu'$  and  $\theta'$ . Find an expression for the inverse doppler shift, namely, find an expression for  $\nu'$  in terms of  $\nu$  and  $\theta$ .

---



# 8

## Synchrotron Radiation

Magnetic fields are ubiquitous in the universe. At low energies, the helical motion of a particle in a magnetic field produces emission at the cyclotron frequency  $\omega_B = qB/mc$ . When the particle is relativistic, however, the beaming of the radiation produces emission over a broad range of frequencies. The acceleration of particles to relativistic energies occurs in many environments, including supernova remnants, and the emission from such particles in a magnetic field is called *synchrotron emission*.

### 8.1 Overview

Let's start with an electron with velocity in the plane perpendicular to the direction of the (uniform) magnetic field. In the absence of an electric field, the (relativistic) equation of motion is (cf. § 5.4)

$$\gamma \frac{d\mathbf{v}}{dt} = e\boldsymbol{\beta} \times \mathbf{B},$$

where  $\boldsymbol{\beta} = \mathbf{v}/c$ . Because the acceleration is at right-angles to the velocity,  $\beta$  and therefore  $\gamma$  are constant. The electron gyrates in uniform circular motion with frequency

$$\omega_B = \frac{eB}{\gamma mc},$$

which reduces to the electron cyclotron frequency for  $\gamma = 1$ . Using Eq. (5.9), we compute the radiation electric field generated by the gyrating electron as shown in Figure 8.1. The magnetic field points along  $\hat{\mathbf{z}}$ ; the center of gyration will be at the origin; and the observer lies in the  $\hat{\mathbf{x}}$  direction at great distance.

As the particle energy  $\gamma mc^2$  increases, the relativistic aberration shapes the electric field into a sharp pulse observed when the electron is traveling along our line of sight—along  $\hat{\mathbf{x}}$ , in this case. On either side of the pulse, the electric field vanishes when  $\hat{\mathbf{r}} - \boldsymbol{\beta} \parallel \dot{\boldsymbol{\beta}}$ . Measuring the angle from the line of sight, we see that since  $\dot{\boldsymbol{\beta}}$  is at right angles to  $\boldsymbol{\beta}$ , the angle at which the field vanishes is  $\arccos(\beta) \rightarrow 1/\gamma$  at large  $\gamma$ .

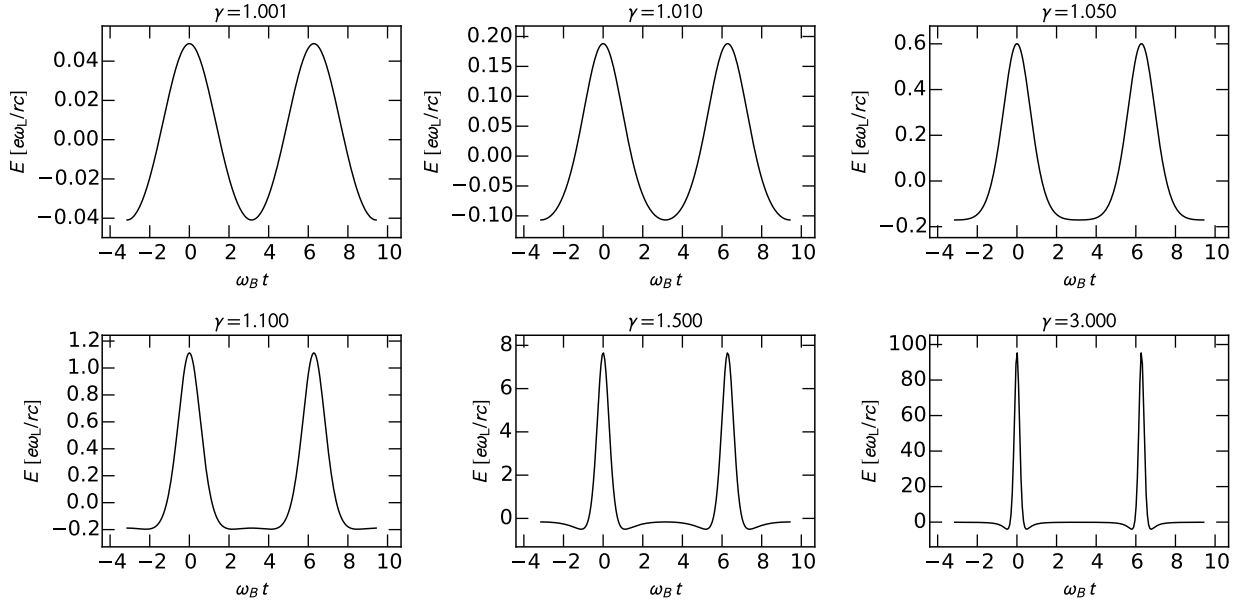


Figure 8.1: Radiation electric field for a particle moving in the  $xy$  plane. The magnetic field points along  $\hat{\mathbf{z}}$ , the center of gyration is at the origin, and the observer lies at great distance along the  $\hat{\mathbf{x}}$  direction.

Such a sharp pulse in the electric field implies that the received power will be distributed over a broad range of frequencies. Rather than compute the spectrum directly from the Fourier transform of the electric field, we'll give a more heuristic description, following Rybicki and Lightman [1979]. We approximate the angle over which the pulse lasts as  $\Delta\theta \approx 2/\gamma$ . In general, the electron has a component of momentum  $p_{\parallel}$  along  $\mathbf{B}$  in addition to the component  $\mathbf{p}_{\perp}$  in the plane perpendicular to the field. Define the *pitch angle*  $\alpha$  as the angle between  $\mathbf{p}$  and  $\mathbf{B}$ ; then  $|\mathbf{p}_{\perp}| = p \sin \alpha$ . We first need to determine the time needed for the electron to turn through an angle  $\Delta\theta$ . To do this, we construct a unit tangent vector  $\hat{\tau}$  along the trajectory; then the time for  $\hat{\tau}$  to turn through an angle  $\Delta\theta$  is  $\Delta t = \Delta\theta/|d\hat{\tau}/dt|$ . The unit tangent vector is just

$$\hat{\tau} = \frac{\mathbf{v}}{v} = \left( \frac{v_{\parallel}}{v}, \frac{\mathbf{v}_{\perp}}{v} \right);$$

since  $v_{\parallel}$  is constant,  $d\hat{\tau}/dt = v^{-1}d\mathbf{v}_{\perp}/dt = \omega_B \sin \alpha$  and

$$\Delta t = \frac{2}{\gamma \omega_B \sin \alpha}.$$

In the time  $\Delta t$ , the electron moves towards us a distance  $\Delta s \approx v\Delta t$ ; hence the arrival time between the start of the pulse and its end is

$$\Delta t_A \approx \Delta t \left( 1 - \frac{v}{c} \right) \approx \frac{1}{\gamma^3 \omega_B \sin \alpha}.$$

We therefore expect the power to be distributed over a broad range of frequencies up to a critical frequency  $\Delta t_A^{-1}$ .  $\omega_c = \gamma^3 \omega_B \sin \alpha \approx \Delta t_A^{-1}$ .

Since we'll be interested in averaging over pitch angles  $\alpha$  and we aren't computing the spectral shape in detail, we'll define<sup>1</sup>  $\omega_c = \gamma^3 \omega_B = \gamma^2 \omega_L$ .

---

EXERCISE 8.1 — A “typical” galactic magnetic field strength is  $B = 10 \mu\text{G}$ .

1. What is the electron cyclotron frequency for this  $B$ ?
  2. For radio observations in the GHz range, what is a typical value of  $\gamma$  for the electrons? Would you expect these electrons to have a thermal or non-thermal distribution?
  3. In actuality, our emitted radiation would be a discrete series of frequencies rather than a continuous distribution. How good is our approximation of a smooth frequency distribution? *Hint*: What is the spacing between harmonics?
- 

Although not immediately obvious from Equation (5.9), for large  $\gamma$  the electric field depends on the angle  $\theta$  between  $\hat{\mathbf{r}}$  and  $\beta$  through the combination  $\gamma\theta = \gamma\omega_B t$ , as illustrated in Fig. 8.2. If we set  $t = 0$  to be when the electric field is at maximum, then the doppler shift over the pulse implies that  $t = \gamma^2 t_A$ , so that the received electric field depends on the time as

$$\gamma\omega_B t \approx \gamma^3 \omega_B t_A \approx \omega_c t_A.$$

Hence the electric field is  $\mathbf{E} \propto f(\omega_c t)$ . Here  $f$  is some as-yet-unspecified function of  $\omega_c t$ .

Since the electric field is a function of  $\omega_c t$ , its Fourier transform is

$$\tilde{\mathbf{E}}(\omega) = F\left(\frac{\omega}{\omega_c}\right).$$

That is, the observed electric field, and hence the observed power, is distributed over frequencies as a function of  $\omega/\omega_c$ . We can write the spectral distribution of the power as

$$P_\omega(\gamma) = C\phi\left(\frac{\omega}{\omega_c}\right).$$

Here  $C$  is a as-yet-undetermined constant and  $\int_0^\infty \phi d\omega = 1$ .

TO FIX  $C$ , we need to normalize our spectral distribution by the total power emitted. Here we need to make a brief digression to modify Larmor's formula, which contains the Newtonian acceleration. First, as was done in the derivation leading up to Eq. 7.10, we define the four-acceleration  $a^\alpha = du^\alpha/d\tau$ . This is a four-vector, since  $d\tau$  is a Lorentz scalar and  $du^\alpha$  is the differential of the four-velocity. Next we boost to a momentarily comoving rest frame (MCRF) of our particle. In this frame

$$du^\alpha = \begin{pmatrix} 0 \\ \mathbf{d}\mathbf{u} \end{pmatrix}$$

<sup>1</sup> Note that Rybicki and Lightman [1979] normalize the critical frequency as

$$\omega_c \equiv \frac{3}{2} \gamma^3 \omega_B \sin \alpha.$$

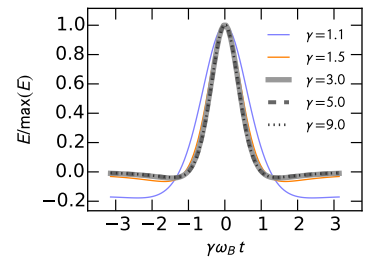


Figure 8.2: The electric field, scaled to its maximum value, as a function of  $\gamma\omega_B t$ .

and  $d\tau = dt$ ; hence the four-acceleration is just

$$a^\alpha = \begin{pmatrix} 0 \\ \mathbf{a} \end{pmatrix},$$

where  $\mathbf{a}$  is the Newtonian acceleration. As a result, the total power emitted is

$$P = \frac{2}{3} \frac{e^2}{c^3} |\mathbf{a} \cdot \mathbf{a}| = \frac{2}{3} \frac{e^2}{c^3} (\eta_{\mu\nu} a^\mu a^\nu)$$

and is therefore the same in all frames.

Now to evaluate the acceleration  $\mathbf{a}$ . Here we hit a small obstacle: in the MCRF, the force due to the magnetic field vanishes. The acceleration is instead due to an electric field that appears in this frame. Denoting the MCRF by a “’”, the fields in the MCRF are

$$\mathbf{E}' = \gamma(\mathbf{E} + \boldsymbol{\beta} \times \mathbf{B}) - \frac{\gamma^2}{\gamma + 1} \boldsymbol{\beta} (\boldsymbol{\beta} \cdot \mathbf{E}) \quad (8.1)$$

$$\mathbf{B}' = \gamma(\mathbf{B} - \boldsymbol{\beta} \times \mathbf{E}) - \frac{\gamma^2}{\gamma + 1} \boldsymbol{\beta} (\boldsymbol{\beta} \cdot \mathbf{B}); \quad (8.2)$$

since  $\mathbf{E} = \mathbf{0}$ , the particle's acceleration in the MCRF is

$$\mathbf{a}' = \gamma \frac{e}{m} \boldsymbol{\beta} \times \mathbf{B} = \gamma \frac{e}{m} \beta B \sin \alpha.$$

For large  $\gamma$ ,  $\beta \approx 1$ , and the total power emitted is

$$P(\gamma) = \frac{2}{3} \gamma^2 \frac{e^4 B^2 \sin^2 \alpha}{m^2 c^3}.$$

If we assume that the pitch angle  $\alpha$  is randomly distributed, then averaging over angles gives

$$\begin{aligned} \langle P(\gamma) \rangle &= \frac{2}{3} \gamma^2 \frac{e^4 B^2}{m^2 c^3} \left[ \frac{1}{4\pi} \int \sin^2 \alpha \, d\Omega \right] \\ &= \left( \frac{2}{3} \right)^2 \frac{e^4 B^2}{m^2 c^3} = \frac{4}{3} \left[ \frac{8\pi}{3} \frac{e^4}{m^2 c^4} \right] c \left[ \frac{B^2}{8\pi} \right] \gamma^2 \\ &= \frac{4}{3} \sigma_T c U_B \gamma^2. \end{aligned} \quad (8.3)$$

Here  $\sigma_T$  is the Thomson scattering cross section and  $U_B$  is the energy density of the magnetic field.

We can equate equation (8.3) with the integral over all frequencies of the Fourier transform,

$$P(\gamma) = \int_0^\infty C \phi \left( \frac{\omega}{\omega_c} \right) d\omega = C \omega_c = C \gamma^2 \omega_L. \quad (8.4)$$

Comparing Equations (8.3) and (8.4) fixes  $C$  and we have

$$P_\omega(\gamma) = \frac{4}{3} \frac{\sigma_T c U_B}{\omega_L} \phi \left( \frac{\omega}{\omega_c} \right). \quad (8.5)$$

This is the spectral distribution for electrons at a single energy  $\gamma mc^2$ .

WE CAN DETERMINE THE FORM OF THE SPECTRUM for a population of electrons even without knowing the precise functional form of  $\phi(\omega/\omega_c)$ . The electrons are non-thermal (cf. Exercise 8.1), and their distribution with energy can often be described as a power-law,

$$n(\gamma) d\gamma = n_0 \gamma^{-p} d\gamma, \quad (8.6)$$

over a large ranges of energies  $\gamma mc^2$ . Here  $n_0$  is a normalizing constant. Typically  $p \approx 2.5$  and we may take  $\gamma_{\max} \rightarrow \infty$ . To get the total power output at frequency  $\omega$ , we multiply  $P_\omega$  by  $n(\gamma)$  and integrate over all  $\gamma$ :

$$P_\omega = \frac{4}{3} \frac{\sigma_T c U_B}{\omega_L} n_0 \int_{\gamma_{\min}}^{\infty} \gamma^{-p} \phi\left(\frac{\omega}{\omega_c}\right) d\gamma.$$

Changing variables to  $\xi = \omega/\omega_c = \omega/(\gamma^2 \omega_L)$

$$\begin{aligned} P_\omega &= \frac{2}{3} \frac{\sigma_T c U_B}{\omega_L} n_0 \left(\frac{\omega}{\omega_L}\right)^{-(p-1)/2} \int_0^{\xi_{\max}(\omega)} \xi^{(p-3)/2} \phi(\xi) d\xi \\ &\approx \frac{2}{3} \frac{\sigma_T c U_B}{\omega_L} n_0 \left(\frac{\omega}{\omega_L}\right)^{-(p-1)/2}. \end{aligned} \quad (8.7)$$

The bounds of the integral depend on  $\omega$ ; but, if  $\phi \rightarrow 0$  for both large and small  $\xi$ , we can approximate  $\xi_{\max} \rightarrow \infty$ . As a crude approximation, we can take  $\phi(\xi) = \delta(\xi - 1)$ : that is, we approximate the spectrum for electrons with energy  $\gamma mc^2$  as a sharp spike at  $\omega = \omega_c$ , so that the integral is unity.

The important point is that for a power-law distribution of electrons with index  $p$ — $n(\gamma) \propto \gamma^{-p}$ —the synchrotron spectrum is a power-law with index  $(p-1)/2$ . For  $p \approx 2.5$ , typical for many sources,  $P_\omega \propto \omega^{-0.75}$ . This spectrum is steeper than thermal bremsstrahlung, for example.

## 8.2 Synchrotron Absorption

The emission from a cloud of synchrotron-emitting particles is, in the absence of backlighting,

$$I_\nu(\tau_\nu) = S_\nu (1 - \tau_\nu).$$

Here  $S_\nu$  is the source function, and since we have a non-thermal distribution of particles,  $S_\nu = \epsilon_\nu/(4\pi\kappa_\nu) \neq B_\nu$ . The most direct way to realize this is that  $B_\nu = B_\nu(T)$ , and for a power-law distribution of electrons, temperature is not defined.

To compute the opacity, we use the formalism of Ch. 4. specifically the Einstein A and B coefficients. Recall that the emissivity is<sup>2</sup>

$$\frac{\rho \epsilon_\nu}{4\pi} = n_n \frac{A_{nm}}{4\pi} h\nu \phi(\nu);$$

and the opacity is<sup>3</sup>

<sup>2</sup> cf. Eq. (4.7)

<sup>3</sup> cf. Eqn. (4.8) and (4.9)

$$\rho\kappa_\nu = (n_m B_{mn} - n_n B_{nm}) \frac{h\nu}{4\pi} \phi(\nu).$$

The coefficients are related as<sup>4</sup>

$$\frac{B_{nm}}{B_{mn}} = \frac{g_m}{g_n}, \quad \frac{A_{nm}}{B_{nm}} = \frac{2h\nu^3}{c^2}.$$

In these equations,  $m$  denotes the lower energy state and  $n$  the upper.

Because we have a continuum of electron energies, we must sum over all pairs of upper and lower energy states separated by  $h\nu$ . The electrons are free particles, so one has to integrate over their phase space: if  $f(E)$  is a distribution function, then

$$N = \frac{1}{h^3} \int dV d^3p f(E),$$

so for an isotropic distribution of relativistic electrons ( $E = pc$ ),

$$n = \frac{N}{V} = \frac{8\pi}{(hc)^3} \int E^2 f(E) dE.$$

Notice this implies that  $g_m = g(E_m) = 8\pi E_m^2 / (hc)^3$ . In the above relations we make the replacement  $n_m = n(E_m) = g(E_m)f(E_m)$ . Since we have a continuum of energies, rather than discrete levels, let's denote transitions from higher to lower energies with a  $\downarrow$ , and upward transitions with an  $\uparrow$ . That is,  $A_{nm}$  and  $B_{nm}$  become  $A_\downarrow$  and  $B_\downarrow$ , and  $B_{mn}$  becomes  $B_\uparrow$ . Further, we'll denote the higher energy as simply  $E$ , and the lower energy as  $E'$ .

To sum over all transitions, we write the profile function as  $\phi(\nu) = \delta(E - E' - h\nu)$ . The power emitted per electron at energy  $E$  is then

$$P_\nu(E) = \int A_\downarrow h\nu \delta(E - E' - h\nu) dE' = A_\downarrow h\nu. \quad (8.8)$$

The opacity is

$$\begin{aligned} \rho\kappa_\nu &= \int \int \left[ \frac{n(E')}{g(E')} - \frac{n(E)}{g(E)} \right] \frac{B_\downarrow}{4\pi} \delta(E - E' - h\nu) h\nu g(E) dE dE' \\ &= \int \left[ \frac{n(E - h\nu)}{g(E - h\nu)} - \frac{n(E)}{g(E)} \right] \frac{B_\downarrow}{4\pi} h\nu g(E) dE \\ &= \int \left[ \frac{n(E - h\nu)}{(E - h\nu)^2} - \frac{n(E)}{E^2} \right] (A_\downarrow h\nu) \frac{c^2}{8\pi h\nu^3} E^2 dE. \end{aligned}$$

Here we've used the relations between the  $A$  and  $B$  coefficients to express the opacity in terms of  $A_\downarrow$ . Now we use Equation (8.8) and expand the term in  $[\ ]$  to first order<sup>5</sup> in  $h\nu$  to obtain

$$\rho\kappa_\nu = \frac{c^2}{8\pi\nu^2} \int dE E^2 \frac{d}{dE} \left[ \frac{n(E)}{E^2} \right] P_\nu(E).$$

<sup>4</sup> Exercise 4.2

For a power-law distribution of electrons with  $f(E) = E^{-p-2}$ , we combine the factor of  $E^2$  from the density of states and write  $n(E) = n_0 E^{-p}$ .

<sup>5</sup> This is permissible in the classical limit for which  $h\nu \ll E$



Substituting for  $P_\nu(E)$  from Equation (8.5), writing  $E = \gamma mc^2$ , and changing variables to  $\xi = \nu/(\gamma^2 \nu_L)$  gives

$$\rho \kappa_\nu \propto \frac{c \sigma_T U_B}{m \nu_L^3} n_0 \left( \frac{\nu}{\nu_L} \right)^{-(p+4)/2}.$$

The opacity increases at low frequencies, so there is a transition frequency below which the source becomes optically thick: the source function is

$$S_\nu = \frac{\varepsilon_\nu}{4\pi \kappa_\nu} \propto \nu_L^2 \left( \frac{\nu}{\nu_L} \right)^{5/2}.$$

In the optically thick regime, the spectrum does not depend on  $p$ , but the slope is 5/2, rather than 2 as for Rayleigh-Jeans emission.



# 9

## Spectral Lines

### 9.1 Ionization Balance and Level Populations

Suppose we have a reaction,  $A + B + \dots \rightarrow C + D + \dots$ . For example, we might consider the ionization of hydrogen,



When this reaction comes into equilibrium, we are at a maximum in entropy, and the condition for equilibrium is that the energy cost, at constant entropy, to run the reaction in the forward direction is the same as to run the reaction in reverse. This can be expressed in terms of chemical potentials as

$$\mu_A + \mu_B + \dots \rightarrow \mu_C + \mu_D + \dots \quad (9.2)$$

Note in this formalism that a reaction  $2A \rightarrow B$  would be expressed as  $2\mu_A = \mu_B$ .

To use Eq. (9.2), both sides must be on the same energy scale. To ionize hydrogen is an endothermic process; the left hand side of Eq. (9.1) is at a lower energy and we therefore subtract the binding energy  $Q = 13.6 \text{ eV}$  so that the energy zero-point is the same on both sides:

$$\mu_0 - Q = \mu_+ + \mu_-, \quad (9.3)$$

in which the subscripts 0, +, and - denote H,  $\text{H}^+$ , and  $e$ , respectively. To solve this equation to find the abundance of ionized hydrogen, we then need an expression for the chemical potentials.

In statistical equilibrium, we can describe a system of particles by a distribution function  $f(\mathbf{p}, \mathbf{x}) d^3p d^3x$ , such that the number of particles is

$$N = \int d^3p d^3x f(\mathbf{p}, \mathbf{x}), \quad (9.4)$$

where the integration is over the phase spaces of momentum and position coordinates  $(\mathbf{p}, \mathbf{x})$ . In an ideal gas, the particles do not interact. In

such a case, the distribution function  $f = f(\mathbf{p})$  does not depend on position. The integration over  $d^3x$  just gives a factor of the volume, so the number density is  $n = \int d^3p f(\mathbf{p})$ .

The distribution function is

$$f(p) = \frac{g}{h^3} \left[ \exp\left(\frac{\varepsilon - \mu}{k_B T}\right) \pm 1 \right]^{-1}. \quad (9.5)$$

Here the + sign is for fermions (half-integral spin) and the – sign is for bosons (integral spin). The factor  $g$  is the degeneracy of states with energy  $E$ . For example,  $g = 2$  for a spin-1/2 particle.

To explore the non-degenerate limit, take<sup>1</sup>  $\Lambda \equiv \exp(\mu/k_B T) \ll 1$ . Further, let's look at an isotropic system, so that  $d^3p = 4\pi p^2 dp$ . Then

<sup>1</sup> The quantity  $\Lambda$  is called the *fugacity*.

$$n(\Lambda, T) = \frac{4\pi g}{h^3} \int \frac{p^2 dp}{\Lambda^{-1} \exp(\varepsilon/k_B T) \pm 1} \approx \frac{4\pi \Lambda g}{h^3} \int \exp\left(-\frac{\varepsilon}{k_B T}\right) p^2 dp.$$

This has the form of a Maxwell-Boltzmann gas. For a non-relativistic system, write  $p^2 dp = m(2m\varepsilon)^{1/2} d\varepsilon$  and make the substitution  $x = \varepsilon/(k_B T)$  to obtain

$$n(\mu, T) = \frac{4\pi \Lambda g}{h^3} \sqrt{2}(mk_B T)^{3/2} \int_0^\infty x^{1/2} e^{-x} dx = \Lambda \left[ g \left( \frac{2\pi m k_B T}{h^2} \right)^{3/2} \right].$$

Solving this equation for  $\mu$  gives

$$\mu = k_B T \ln \Lambda = k_B T \ln \left[ \frac{n}{g} \left( \frac{h^2}{2\pi m k_B T} \right)^{3/2} \right]. \quad (9.6)$$

We can now use this expression to find the ionization balance of hydrogen, Eq. (9.3).

Inserting Eq. (9.6) into Eq. (9.3) and rearranging terms gives the *Saha equation*,

$$\frac{n_+ n_-}{n_0} = \frac{g_+ g_-}{g_0} \left( \frac{m_- k_B T}{2\pi \hbar^2} \right)^{3/2} \exp\left(-\frac{Q}{k_B T}\right). \quad (9.7)$$

The number density of all hydrogen in the gas is  $n_0 + n_+ = n_H$ . Denote the ionized fraction by  $x = n_+/n_H = n_i/n_H$ , so that the left-hand side of equation (9.7) is  $n_H x^2/(1-x)$ . In the hydrogen atom ground state, the electron spin and proton spin are either aligned or anti-aligned. These states are very nearly degenerate, so that  $g_0 = 2$ . Both the proton and electron have spin 1/2; there are really only two available states, however, because of the freedom in choosing our coordinate system. As a result,  $g_+ g_- = 2$  as well.

Inserting these factors into equation (9.7), and using  $k_B = 8.6173 \times 10^{-5}$  eV/K, we obtain

$$\frac{x^2}{1-x} = \frac{2.41 \times 10^{21} \text{ cm}^{-3}}{n_H} \left( \frac{T}{10^4 \text{ K}} \right)^{3/2} \exp\left(-\frac{15.78 \times 10^4 \text{ K}}{T}\right). \quad (9.8)$$

This equation defines relationship between density and temperature at which  $x = 1/2$ . At fixed density, the transition from neutral to fully ionized is very rapid.

## 9.2 Line Widths

We saw in Section 5.3 that there is always an intrinsic width to any absorption or emission feature in a spectrum. This intrinsic width is very small, however, and in practice the width of lines are set by random Doppler shifts from thermal motion of the gas (or small-scale turbulent eddies) and collisions.

Suppose we model our oscillator as being started and stopped by impacts; in between impacts it just radiates as  $e^{i\omega_0 t}$ . To get the spectrum, we take the Fourier transform,

$$F(\omega, t) = \int_0^t dt' \exp[i(\omega_0 - \omega)t'],$$

where  $t$  is some time between impacts. Now if the impacts are distributed randomly and are uncorrelated, then the distribution of wait times follows a Poisson distribution,

$$W(t) dt = e^{-t/\tau} dt/\tau,$$

where  $\tau$  is the average time between collisions. Using this to compute the energy spectrum, we obtain

$$E(\omega) = \frac{1}{2\pi\tau} \int_0^\infty dt F(\omega, t) F^*(\omega, t) W(t) = \frac{1}{\pi\tau} \frac{1}{(\omega_0 - \omega)^2 + (1/\tau)^2};$$

the line profile is again Lorentzian, with a full-width at half-maximum (FWHM)  $2/\tau$ .

We might be inclined to treat the atoms as hard spheres, but this gives a large  $\tau$ , or equivalently a narrow line width. We are therefore led to consider longer-range interactions for setting the intrinsic line width. Table 9.1 lists such interactions. The picture is similar to our considerations of collisions in §6.2. For a given impact parameter, the interaction perturbs the energy levels; by integrating over a distribution of impact parameters one gets the intrinsic damping. Of course, we should really use a quantum mechanical calculation. We can scale our cross-section to the classical result (eq. [5.22]), however, by writing

$$\sigma_\nu = \left( \frac{\pi e^2}{m_e c} \right) f \phi_\nu, \quad (9.9)$$

where  $\phi_\nu$  is the line profile (dimension  $\sim \text{Hz}^{-1}$ ) and  $f$  is a dimensionless cross-section called the **oscillator strength**.

perturbation	form	source	affects
linear Stark	$C_2 r^{-2}$	$e^-$ , $p$ , ions	H ( $H\alpha$ , $H\beta$ , ...)
quadratic Stark	$C_4 r^{-4}$	$e^-$	non-hydrogenic ions
van der Waals	$C_6 r^{-6}$	atoms, H	most atomic lines

Table 9.1: Interactions in stellar atmospheres. From Mihalas [1978].

### 9.3 The Curve of Growth

A classical technique in the analysis of stellar spectra is to construct the *curve of growth*, which relates the equivalent width of a line  $W_\nu$  to the opacity in the line. This discussion follows Mihalas<sup>2</sup>.

Let's first get the opacity in the line. Write the cross-section for the transition  $i \rightarrow j$  as

$$\sigma_\nu = \left( \frac{\pi e^2}{m_e c} \right) f_{ij} \phi_\nu,$$

where the first term is the classical oscillator cross-section,  $f_{ij}$  is the oscillator strength and contains the quantum mechanical details of the interaction, and  $\phi_\nu$  is the line profile. Now recall that the opacity is given by  $\kappa_\nu = n_i \sigma_\nu / \rho$ , where  $n_i$  denotes the number density of available atoms in state  $i$  available to absorb a photon. Furthermore, we need to allow for *stimulated emission* from state  $j$  to state  $i$ . With this added, the opacity is<sup>3</sup>

$$\rho \chi_\nu = \left( \frac{\pi e^2}{m_e c} \right) f_{ij} \phi_\nu n_i \left[ 1 - \frac{g_i n_j}{g_j n_i} \right]. \quad (9.10)$$

If we are in LTE, then the relative population of  $n_i$  and  $n_j$  follow a Boltzmann distribution,

$$1 - \frac{g_i n_j}{g_j n_i} = 1 - \exp\left(-\frac{h\nu}{kT}\right).$$

This ensures we have a positive opacity. If our population were inverted, i. e., more atoms in the upper state  $j$ , then the opacity would be negative and we would have a *laser*.

Now for the line profile. In addition to damping, there is also Doppler broadening from thermal (or convective) motion. Let the line profile<sup>4</sup> be Lorentzian,

$$\phi = \frac{\Gamma/(4\pi)}{(\nu - \nu_0)^2 + (\Gamma/[4\pi])^2}.$$

In a Maxwellian distribution, the probability of having a line-of-sight velocity in  $(u, u + du)$  is

$$\mathcal{P}(u) du = \frac{1}{\sqrt{\pi} u_0} \exp\left(-\frac{u^2}{u_0^2}\right),$$

where  $u_0 = (2kT/m)^{1/2} = 12.85 \text{ km s}^{-1} (T/10^4 \text{ K})$  (for H) is the mean thermal velocity. The atom absorbs at a shifted frequency  $\nu(1 - u/c)$ , so the mean cross section is

$$\sigma_\nu = \int_{-\infty}^{\infty} \sigma \left[ \nu \left( 1 - \frac{u}{c} \right) \right] \mathcal{P}(u) du. \quad (9.11)$$

<sup>2</sup> D. Mihalas. *Stellar Atmospheres*. W. H. Freeman, 2d edition, 1978

<sup>3</sup> I'm writing the line opacity as  $\chi_\nu$  to distinguish it from the *continuum opacity*.

<sup>4</sup> Here we'll switch to  $\nu$ , rather than  $\omega$ .

After some algebraic manipulations, we have the cross-section

$$\begin{aligned}\sigma_\nu &= \left( \frac{\sqrt{\pi}e^2}{m_e c} \right) f_{ij} \frac{1}{\Delta\nu_D} \left\{ \frac{a}{\pi} \int_{-\infty}^{\infty} \frac{\exp(-y^2) dy}{(v-y)^2 + a^2} \right\} \\ &\equiv \frac{1}{\Delta\nu_D} H(a, \nu)\end{aligned}\quad (9.12)$$

where  $\Delta\nu_D \equiv \nu u_0/c$  is the doppler width,  $a = \Gamma/(4\pi\Delta\nu_D)$  is the ratio of the damping width  $\Gamma$  to the doppler width, and  $v = \Delta\nu/\Delta\nu_D$  is the difference in frequency from the line center in units of the doppler width. The function  $H(a, \nu)$  is called the *Voigt* function.

Let's combine the line opacity with the continuum opacity and solve the equation of transfer. For simplicity, we are going to assume pure absorption in both the continuum and the line. Under these conditions, the source function is<sup>5</sup>  $S_\nu = B_\nu$ , the Planck function. For a plane-parallel atmosphere, the equation of transfer is then

$$\mu \frac{dI_\nu}{d\tau_\nu} = I_\nu - B_\nu \quad (9.13)$$

where  $\mu$  is the cosine of the angle of the ray with vertical. Solving equation (9.13) for the emergent intensity at  $\tau_\nu = 0$  gives

$$I_\nu(\mu) = \frac{1}{\mu} \int_0^\infty B_\nu[T(\tau_\nu)] \exp(-\tau_\nu/\mu) d\tau_\nu. \quad (9.14)$$

The opacity is given by

$$\kappa_\nu = \kappa_\nu^C + \chi_\nu, \quad (9.15)$$

where  $\kappa_\nu^C$  is the continuum opacity and  $\chi_\nu = \chi_0 \phi_\nu$  is the line opacity, with

$$\chi_0 = \frac{1}{\rho} \left( \frac{\pi e^2}{m_e c} \right) f_{ij} n_i \left( 1 - e^{h\nu_\ell/kT} \right)$$

being the line opacity at the line center  $\nu_\ell$ .

As a further simplification, we can usually ignore the variation with  $\nu$  in  $\kappa_\nu^C$  over the width of the line. As a more suspect approximation (although it is not so bad in practice), let's assume that  $\beta_\nu \equiv \chi_\nu/\kappa_\nu^C$  is independent of  $\tau_\nu$ . With this assumption we can write  $d\tau_\nu = (1 + \beta_\nu)d\tau$ , where  $\tau = -\rho\kappa^C dz$ . Finally, let's assume that in the line forming region, the temperature does not vary too much, so that we can expand  $B_\nu$  to first order in  $\tau$ ,

$$B_\nu[T(\tau)] \approx B_0 + B_1\tau,$$

where  $B_0$  and  $B_1$  are constants. Inserting these approximations into equation (9.14), multiplying by the direction cosine  $\mu$  and integrating over outward bound rays gives us the flux,

$$\begin{aligned}F_\nu &= 2\pi \int_0^1 \int_0^\infty [B_0 + B_1\tau] \exp\left[-\frac{\tau}{\mu}(1 + \beta_\nu)\right] (1 + \beta_\nu) d\tau d\mu \\ &= \pi \left[ B_0 + \frac{2}{3} \frac{B_1}{1 + \beta_\nu} \right].\end{aligned}\quad (9.16)$$

<sup>5</sup> See the notes on the Eddington atmosphere.

Far from the line-center,  $\beta_\nu \rightarrow 0$ , implying that the continuum flux is

$$F_\nu^C = \pi \left[ B_0 + \frac{2B_1}{3} \right].$$

Hence the depth of the line is

$$A_\nu \equiv 1 - \frac{F_\nu}{F_\nu^C} = A_0 \frac{\beta_\nu}{1 + \beta_\nu}, \quad (9.17)$$

where

$$A_0 \equiv \frac{2B_1/3}{B_0 + 2B_1/3} \quad (9.18)$$

is the depth of an infinitely opaque ( $\beta_\nu \rightarrow \infty$ ) line.

EXERCISE 9.1 — Explain why an infinitely opaque line (Eq. [9.18]) is not completely black, i.e., why  $A_0 \neq 1$ .

Now that we have the depth of the line  $A_\nu$  we can compute the *equivalent width*,

$$W_\nu \equiv \int_0^\infty A_\nu d\nu = A_0 \int_0^\infty \frac{\beta_\nu}{1 + \beta_\nu} d\nu. \quad (9.19)$$

Let's change variables from  $\nu$  to  $v = \Delta\nu/\Delta\nu_D = (\nu - \nu_\ell)/\Delta\nu_D$ . Since  $H(a, v)$  is symmetrical about the line center, we will just integrate over  $\Delta\nu > 0$ , giving

$$W_\nu = 2A_0\Delta\nu_D \int_0^\infty \frac{\beta_0 H(a, v)}{1 + \beta_0 H(a, v)} dv, \quad (9.20)$$

with  $\beta_0 = \chi_0/(\kappa^C \Delta\nu_D)$ .

It's useful to understand the behavior of  $W_\nu$  in various limits. First, at small line optical depth ( $\beta_0 \ll 1$ ) only the core of the line will be visible. In the core of the line,  $H(a, v) \approx \exp(-v^2)$  so we insert this into equation (9.20) and expand the denominator to give

$$\begin{aligned} W_\nu^* \equiv \frac{W_\nu}{2A_0\Delta\nu_D} &= \int_0^\infty \sum_{k=1}^\infty (-1)^{k-1} \beta_0^k e^{-kv^2} dv \\ &= \frac{1}{2} \sqrt{\pi} \beta_0 \left[ 1 - \frac{\beta_0}{\sqrt{2}} + \frac{\beta_0^2}{\sqrt{3}} - \dots \right]. \end{aligned} \quad (9.21)$$

Here  $W_\nu^*$  is the *reduced equivalent width*. Notice that since  $\beta_0 \propto 1/\Delta\nu_D$  (cf. eq. [9.12]), the equivalent width  $W_\nu$  is independent of  $\Delta\nu_D$  in this *linear regime*. Physically, in the limit of small optical depth, each atom in state  $i$  is able to absorb photons, and the flux removed is just proportional to the number of atoms  $n_i$ .

As we increase  $\beta_0$  eventually the core of the line saturates—no more absorption in the core is possible. As a result, the equivalent width should be nearly constant until there are so many absorbers that the



damping wings contribute to the removal of flux. In the *saturation regime*, the Voigt function is still given by  $e^{-v^2}$ , but we can no longer assume  $\beta_0 \ll 1$ , so our expansion in equation (9.21) won't work. Let's go back to our integral, eq. (9.20), change variables to  $z = v^2$ , and define  $\alpha = \ln \beta_0$  to find

$$W_\nu^* = \frac{1}{2} \int_0^\infty \frac{z^{-1/2}}{e^{z-\alpha} + 1} dz.$$

This may not look like an improvement, but you might notice that it bears a resemblance to a Fermi-Dirac integral, which are used in computing the equation of state of degenerate electrons. You can find a description of how to integrate it in a graduate-level textbook on statistical mechanics. In this saturation regime,

$$W_\nu^* \approx \sqrt{\ln \beta_0} \left[ 1 - \frac{\pi^2}{24(\ln \beta_0)^2} - \frac{7\pi^4}{384(\ln \beta_0)^4} - \dots \right]. \quad (9.22)$$

Note that the amount of flux removed is basically  $2A_0\Delta\nu_D$ : the line is maximally dark across the gaussian core.

Finally, if we continue to increase the line opacity, there will finally be so many absorbers that there will be significant flux removed from the wings. Now the form of the Voigt profile is  $H(a, v) \approx (a/\sqrt{\pi})v^{-2}$ , so our integral (eq. [9.20]) in this *damping regime* becomes

$$\begin{aligned} W_\nu^* &= \int_0^\infty \left( 1 + \frac{\sqrt{\pi}v^2}{\beta_0 a} \right)^{-1} dv \\ &= \frac{1}{2} (\pi a \beta_0)^{1/2}. \end{aligned} \quad (9.23)$$

Note that since  $a\beta_0 \propto \Delta\nu_D^{-2}$ ,  $W_\nu$  is again independent of the doppler width in this regime.

Now that we have this ‘‘curve of growth’’,  $W_\nu^*(\beta_0)$ , why is it useful? Since it only involves the equivalent width, it is possible to construct the curve of growth empirically without a high-resolution spectrum. Next, let's put some of the factors back into the quantities in the curve of growth. First, for a set of lines, the population of the excited state depends on the Boltzmann factor  $\exp(-E/kT)$ . Second, we can expand out the Doppler width in both  $W_\lambda^*$  and  $\beta_0$ ,

$$\log \left( \frac{W_\lambda}{\Delta\lambda_D} \right) = \log \left( \frac{W_\lambda}{\lambda} \right) - \log \left( \frac{u_0}{c} \right) \quad (9.24)$$

$$\log \beta_0 = \log(g_i f_{ij} \lambda) - \frac{E}{kT} + \log(N/\kappa^C) + \log C \quad (9.25)$$

where  $C$  contains all of the constants and the continuum opacity. The temperature  $T$  is picked as a free parameter, and is picked to minimize scatter about a single curve that is assumed to fit all of the lines. What is measured then is  $\log(W_\lambda/\lambda)$  and  $\log(g_i f_{ij} \lambda)$ ; by comparing them to theoretical curves one gets an estimate of  $\log(u_0/c)$ , the mean velocity

of atoms (may be thermal or turbulent). Since the continuum opacity  $\kappa^C$  usually depends on the density of H, one gets from equation (9.25) an estimate of the abundance of the line-producing element to H.

# A

## Technical Notes

### A.1 Units

The choice of dimensions and units for physical quantities is arbitrary; they are chosen for our convenience<sup>1</sup>. Here we shall give three examples of how one chooses quantities based on the phenomena being considered.

FOR NUCLEAR PHENOMENA, IT IS CONVENIENT TO SET THE SPEED OF LIGHT  $c = 1$ . The dimension of  $c$  is  $[c] \sim LT^{-1}$ ; in this case, then, we can choose either a unit of length or a unit of time. For example, if we choose 1 m to be our unit of length, then our unit of time is 1 m/ $c$ . In nuclear physics, it is convenient to pick the femtometer, also known as the fermi<sup>2</sup>, for the unit of length; the “size” of a nucleon is of order 1 fm.

To define units that connect the macroscopic world to our microscopic calculations, we turn to the world of accelerator physics. The electric potential is defined as the energy per unit charge and has a unit of a volt (V). If we accelerate a single electron through a 1 V electrostatic potential, then the energy gained by the electron is 1 eV = 1.602 × 10<sup>-19</sup> J = 1.602 × 10<sup>-12</sup> erg. The electron volt, and powers thereof, are convenient scales: the electronic binding energy of a hydrogen atom is 13.6 eV; the rest mass of an electron is 0.511 MeV; and nuclear energy levels are spaced by keV to MeV, with the rest mass of a proton being close to 1 GeV.

In nuclear physics a convenient choice is the MeV for energy. In this system of units,  $\hbar c = 197 \text{ MeV fm}$ , and the unit of charge is<sup>3</sup>  $e^2 = [e^2/(\hbar c)]\hbar c = 1.44 \text{ MeV fm}$ . Since the “size” of a nucleon is of order 1 fm, this immediately tells you the scale of the electrostatic potential between two protons in the nucleus. The temperature scale in these units is 1 MeV/ $k = 1.16 \times 10^{10}$  K.

FOR HIGH-ENERGY PHYSICS, WE CAN GO FURTHER AND SET BOTH  $\hbar$  AND  $c$  TO UNITY. The dimension of  $\hbar$  is  $[\hbar] \sim ML^2T^{-1} \sim ET$ . Time there-

<sup>1</sup> Raymond T. Birge. On the establishment of fundamental and derived units, with special reference to electric units. part i. *Am. J. Phys.*, 3:102, 1935a; and Raymond T. Birge. On the establishment of fundamental and derived units, with special reference to electric units. part ii. *Am. J. Phys.*, 3:171, 1935b

<sup>2</sup> 1 fm = 10<sup>-13</sup> cm

<sup>3</sup> Recall that  $e^2/(\hbar c) = 1/137$  is the fine-structure constant; since it is dimensionless, the unit of  $e^2$  is [energy] × [length].

fore has dimensions  $E^{-1}$ , and since  $c = 1$ , length also has dimensions  $E^{-1}$ . Our sole dimension is energy, which we can measure in units of MeV, for example. In this system,  $e^2 = 1/137$  is dimensionless and the unit of length is  $1 \text{ MeV}^{-1} = \hbar c / (1 \text{ MeV}) = 197 \text{ fm} = 1.97 \times 10^{-11} \text{ cm}$ .

If instead we were investigating topics involving stellar-mass black holes, we could choose  $c = G = 1$ . The dimension of  $c$  is  $[c] \sim LT^{-1}$  and the dimension of  $G$  is  $[G] \sim L^3 T^{-2} M^{-1}$ , so our units are specified once we choose a unit of mass. If we pick our unit of mass to be  $1 M_\odot$  (a convenient choice for astrophysics) then our unit of length becomes  $GM_\odot/c^2 = 1.5 \text{ km}$  and our unit of time becomes  $GM_\odot/c^3 = 4.9 \mu\text{s}$ .

FINALLY, IF WE REALLY WANT TO HAVE NO ARBITRARILY CHOSEN UNITS, we can set  $\hbar = c = G = 1$ , which gives the *Planck scale*. The unit of mass is  $m_p = (\hbar c/G)^{1/2} = 2.18 \times 10^{-5} \text{ g}$ ; the unit of length is  $(\hbar G c^{-3})^{1/2} = 1.62 \times 10^{-33} \text{ cm}$  and the unit of time is  $(\hbar G c^{-5})^{1/2} = 5.39 \times 10^{-44} \text{ s}$ .

EXERCISE A.1 — For atomic problems, we are non-relativistic, so setting  $c = 1$  is not the most convenient choice. Instead, we might choose to set  $e^2 = \hbar = m_e = 1$ . If we do this what are units of length, time, and energy?

TO ILLUSTRATE HOW TO CONVERT UNITS, WE SHALL START WITH A SIMPLE EXAMPLE. Suppose we measure the length of a rod with both a meter stick and a yardstick. The length of the rod, when measured with the meter stick is  $l_m \text{ m}$ ; when measured with the yardstick,  $l_{yd} \text{ yd}$ . When written in this way, both  $l_{yd}$  and  $l_m$  are pure numbers, and clearly  $l_m$  and  $l_{yd}$  are different numbers! It is the same rod, however, so

$$l_m \times 1 \text{ m} \equiv l_{yd} \times 1 \text{ yd}.$$

The lengths 1 m and 1.0936 yd are equivalent, so if we divide both sides by this length, we obtain

$$l_{yd} = 1.0936 \times l_m;$$

or, put differently,

$$l_{yd} \times 1 \text{ yd} = \frac{1.0936 \text{ yd}}{1 \text{ m}} \times 1 \text{ m} \times l_m.$$

Let's now apply this algorithm to find how to convert from charge in SI ( $q_{\text{SI}} \times 1 \text{ C}$ ) to charge in gaussian CGS ( $q_{\text{CGS}} \times 1 \text{ statcoul}$ ). The potential energy of two identical charges  $q$  separated by a distance  $d$  is, in SI and gaussian CGS respectively<sup>4</sup>,

$$\begin{aligned} \Phi_{\text{SI}} &= \left[ \frac{1}{4\pi\epsilon_0} \right]_{\text{SI}} \frac{q_{\text{SI}}^2}{d_{\text{SI}}} \\ \Phi_{\text{CGS}} &= \frac{q_{\text{CGS}}^2}{d_{\text{CGS}}}. \end{aligned}$$

<sup>4</sup> why do we use this relation?

Hence,

$$\begin{aligned}
 q_{\text{CGS}} \times 1 \text{ statcoul} &= [(\Phi_{\text{CGS}} \times 1 \text{ erg}) \times (d_{\text{CGS}} \times 1 \text{ cm})]^{1/2} \\
 &= \left[ \frac{10^7 \text{ erg}}{1 \text{ J}} (\Phi_{\text{SI}} \text{ J}) \times \frac{100 \text{ cm}}{1 \text{ m}} (d_{\text{SI}} \text{ m}) \right]^{1/2} \\
 &= \left[ 10^9 \left( \frac{1}{4\pi\epsilon_0} \right)_{\text{SI}} \right]^{1/2} q_{\text{SI}} \times (\text{erg cm})^{1/2} \\
 &= [10c_{\text{SI}}] q_{\text{SI}} \times (\text{erg cm})^{1/2}.
 \end{aligned}$$

Here  $c_{\text{SI}} = 2.99792458 \times 10^8$  is the numerical value of the speed of light in meters per second and we used  $(4\pi\epsilon_0)^{-1} = 10^{-7}c^2$ .

For example, the charge of an electron in SI is  $e = 1.602 \times 10^{-19}$  C; in gaussian CGS, the charge is  $e = (2.99792458 \times 10^9) \times (1.602 \times 10^{-19}) = 4.803 \times 10^{-10}$  statcoul. In practice, the easiest way to remember the electron charge is to recall that the fine structure constant is  $\alpha = e^2/(\hbar c) \approx 1/137$  and therefore  $e = \sqrt{\hbar c/137}$ . Indeed, this latter relation is useful in making the transition to “natural” units, in which  $c = \hbar = 1$ .

## A.2 Tensors and index notation

A powerful notation when working with tensors is to use the rule that repeated indices are summed over. For example, if  $x_i, y_j$  represent vectors in a Euclidian space with components  $[x_1, x_2, x_3]$  and  $[y_1, y_2, y_3]$ , respectively, then the dot product of the vectors is  $x_i y_i \equiv x_1 y_1 + x_2 y_2 + x_3 y_3$ .

In working with vectors, two useful symbols are the Kronecker delta, defined by

$$\delta_{ij} = \begin{cases} 1 & i = j \\ 0 & i \neq j \end{cases}, \quad (\text{A.1})$$

and the Levi-Civita symbol, defined by

$$\epsilon_{ijk} = \begin{cases} 1 & i, j, k \text{ are a cyclic permutation of } 1, 2, 3 \\ -1 & i, j, k \text{ are an anti-cyclic permutation of } 1, 2, 3 \\ 0 & \text{if any indices are identical} \end{cases} \quad (\text{A.2})$$

By a “cyclic permutation of 1, 2, 3”, we mean  $\{1, 2, 3\}$ ,  $\{3, 1, 2\}$ , or  $\{2, 3, 1\}$ ; by “anti-cyclic”, we mean  $\{2, 1, 3\}$ ,  $\{3, 2, 1\}$ , or  $\{1, 3, 2\}$ —that is, any combination obtained from  $\{1, 2, 3\}$  by a single exchange of indices.

In terms of the Levi-Civita symbol, the  $i^{\text{th}}$  component of the cross product of two vectors  $\mathbf{a}, \mathbf{b}$  is written

$$[\mathbf{a} \times \mathbf{b}]_i = \epsilon_{ijk} a_j b_k.$$

For example, if  $i = 1$ ,  $\epsilon_{ijk} a_j b_k = a_2 b_3 - a_3 b_2$ .

---

EXERCISE A.2 — Show that

$$\epsilon_{ijk}\epsilon_{lmn} = \delta_{il}\delta_{jm}\delta_{kn} + \delta_{kl}\delta_{im}\delta_{jn} + \delta_{jl}\delta_{km}\delta_{in} - \delta_{jl}\delta_{im}\delta_{kn} - \delta_{kl}\delta_{jm}\delta_{in} - \delta_{il}\delta_{km}\delta_{jn}.$$


---

EXERCISE A.3 — Use the index notation along with the symbols  $\epsilon_{ijk}$  and  $\delta_{ij}$  and the result of exercise A.2 to prove the following relations.

1.  $\nabla \cdot (\mathbf{a} \times \mathbf{b}) = \mathbf{b} \cdot (\nabla \times \mathbf{a}) - \mathbf{a} \cdot (\nabla \times \mathbf{b})$
  2.  $\nabla \times (\mathbf{a} \times \mathbf{b}) = (\mathbf{b} \cdot \nabla) \mathbf{a} - \mathbf{b} (\nabla \cdot \mathbf{a}) + \mathbf{a} (\nabla \cdot \mathbf{b}) - (\mathbf{a} \cdot \nabla) \mathbf{b}$
  3.  $\nabla \times (\nabla \times \mathbf{a}) = \nabla (\nabla \cdot \mathbf{a}) - \nabla^2 \mathbf{a}$
- 

### A.3 Hermitian operators

Suppose we have a set of orthonormal base states  $\{|n\rangle\}$ , meaning

$$\langle m | n \rangle = \begin{cases} 1 & m = n \\ 0 & m \neq n \end{cases}.$$

If we have an operator  $\hat{A}$ , the  $(m, n)$  matrix elements of the operator are  $\langle m | \hat{A} | n \rangle$ . Thus, for example, we can use the identity  $\sum_n |n\rangle \langle n| = 1$  to expand  $\langle \phi | \hat{A} | \psi \rangle$  as

$$\langle \phi | \hat{A} | \psi \rangle = \sum_{m,n} \langle \phi | m \rangle \langle m | \hat{A} | n \rangle \langle n | \psi \rangle.$$

The Hermitian adjoint of the operator  $\hat{A}$ , denoted by  $\hat{A}^\dagger$ , is defined via

$$\langle \phi | \hat{A}^\dagger | \psi \rangle = \langle \psi | \hat{A} | \phi \rangle^*. \quad (\text{A.3})$$

Let  $|\hat{A}\phi\rangle$  be the state formed by operating on  $|\phi\rangle$  with  $\hat{A}$ :  $|\hat{A}\phi\rangle = \hat{A}|\phi\rangle$ . Then since  $\langle \psi | \phi \rangle^* = \langle \phi | \psi \rangle$  we can write Equation (A.3) as

$$\langle \phi | \hat{A}^\dagger | \psi \rangle = \langle \hat{A}\phi | \psi \rangle. \quad (\text{A.4})$$

If  $\hat{A}^\dagger = \hat{A}$ , then  $\hat{A}$  is said to be self-adjoint, or Hermitian.

---

EXERCISE A.4 — Suppose  $\hat{A} = \hat{B}\hat{C}$ ; that is,  $\hat{A}$  is formed by successive applications of operators  $\hat{C}$  and  $\hat{B}$ . Show that  $\hat{A}^\dagger = \hat{C}^\dagger\hat{B}^\dagger$ . If  $\hat{C}^\dagger = \hat{C}$  and  $\hat{B}^\dagger = \hat{B}$ , does  $\hat{A}^\dagger = \hat{A}$ ?

---

EXERCISE A.5 — Suppose that  $|n\rangle$  is an eigenstate of  $\hat{A}$ : that is,  $\hat{A}|n\rangle = a_n|n\rangle$ , where  $a_n$  is a complex number. Show that if  $\hat{A}^\dagger = \hat{A}$ , that is, if  $\hat{A}$  is Hermitian, then  $a_n$  is a real number.

---

#### A.4 Time-dependent perturbation theory

Suppose we have a system in some state  $|\Psi\rangle$  acting under some Hamiltonian  $\hat{H}_0$ . The system evolves in time according to

$$i\hbar \frac{\partial}{\partial t} |\Psi\rangle = \hat{H}_0 |\Psi\rangle; \quad (\text{A.5})$$

we wish to analyze the behavior under a perturbation  $\hat{V}$ . Specifically, we are interested in an oscillatory potential, which we'll increase in amplitude as time increases from  $t \rightarrow -\infty$ :

$$V = \hat{V} e^{\eta t} [e^{-i\omega t} + e^{i\omega t}]. \quad (\text{A.6})$$

Here  $\eta > 0$  is an arbitrary number used for bookkeeping—we'll eventually take the limit  $\eta \rightarrow 0$ .

To proceed, we first factor out the time dependence from the unperturbed Hamiltonian by writing  $|\Psi\rangle = e^{-i\hat{H}_0 t/\hbar} |\psi\rangle$  and substitute this into the perturbed equation (A.5)

$$i\hbar \frac{\partial}{\partial t} |\Psi\rangle = (\hat{H}_0 + V) |\Psi\rangle;$$

as a result, we remove the evolution due to  $\hat{H}_0$  and obtain

$$i\hbar \frac{\partial}{\partial t} |\psi\rangle = e^{i\hat{H}_0 t/\hbar} V e^{-i\hat{H}_0 t/\hbar} |\psi\rangle. \quad (\text{A.7})$$

If we start in an eigenstate  $|\psi(t \rightarrow -\infty)\rangle = |m\rangle$  of  $\hat{H}_0$  with energy  $E_m$ , then we can get an approximation to  $|\psi\rangle$  by substituting  $|\psi\rangle \approx |m\rangle$  on the right-hand side of equation (A.7):

$$|\psi(t)\rangle = -\frac{i}{\hbar} \int_{-\infty}^t dt e^{i\hat{H}_0 t/\hbar} V e^{-i\hat{H}_0 t/\hbar} |m\rangle.$$

The amplitude for the system to be in an eigenstate  $|n\rangle$  of  $\hat{H}_0$  with energy  $E_n$  at time  $t$  is

$$\langle n | \psi \rangle = -\frac{i}{\hbar} \int_{-\infty}^t dt \langle n | e^{i\hat{H}_0 t/\hbar} V e^{-i\hat{H}_0 t/\hbar} |m\rangle;$$

furthermore, since  $e^{-i\hat{H}_0 t/\hbar} |m\rangle = e^{-iE_m t/\hbar} |m\rangle$  and  $\langle n | e^{i\hat{H}_0 t/\hbar} = \langle n | e^{iE_n t/\hbar}$ , the amplitude to be in state  $|n\rangle$  at time  $t$  becomes

$$\begin{aligned} \langle n | \psi \rangle &= -\frac{i}{\hbar} \int_{-\infty}^t dt \left[ e^{i(E_n - E_m - \hbar\omega - i\hbar\eta)t/\hbar} + e^{i(E_n - E_m + \hbar\omega - i\hbar\eta)t/\hbar} \right] \langle n | \hat{V} |m\rangle \\ &= -e^{\eta t} \left[ \frac{e^{i(E_n - E_m - \hbar\omega)t/\hbar}}{E_n - E_m - \hbar\omega - i\hbar\eta} + \frac{e^{i(E_n - E_m + \hbar\omega)t/\hbar}}{E_n - E_m + \hbar\omega - i\hbar\eta} \right] \langle n | \hat{V} |m\rangle. \end{aligned}$$

The probability for the system to have transitioned from state  $|m\rangle$  to state  $|n\rangle$  after time  $t$  is then

$$\mathcal{P}_{m \rightarrow n}(t) = |\langle n | \psi \rangle|^2 = e^{2\eta t} \left| \langle n | \hat{V} |m\rangle \right|^2 \times \left\{ \frac{1}{(E_n - E_m - \hbar\omega)^2 + \hbar^2 \eta^2} \right.$$

This section follows the treatment in Baym [1990].

$$\begin{aligned}
& + \frac{1}{(E_n - E_m + \hbar\omega)^2 + \hbar^2\eta^2} \\
& \quad \frac{e^{-2i\omega t}}{[E_n - E_m - \hbar\omega - i\hbar\eta][E_n - E_m + \hbar\omega + i\hbar\eta]} \\
& + \frac{e^{2i\omega t}}{[E_n - E_m - \hbar\omega + i\hbar\eta][E_n - E_m + \hbar\omega - i\hbar\eta]} \Bigg\}.
\end{aligned}$$

Now if we suppose we have a large number of systems (like a collection of atoms upon which we are shining light), then the instantaneous rate at which a system makes a transition is  $\Gamma_{m \rightarrow n} = dP_{m \rightarrow n}/dt$ ; also, we want the transition rate averaged over many cycles. The oscillatory terms—those containing  $e^{\pm 2i\omega t}$ —will then average to zero, leaving us with the transition rate

$$\begin{aligned}
\Gamma_{m \rightarrow n} &= \left| \langle n | \hat{V} | m \rangle \right|^2 e^{2\eta t} \\
&\quad \times \left\{ \frac{2\eta}{(E_n - E_m - \hbar\omega)^2 + \hbar^2\eta^2} + \frac{2\eta}{(E_n - E_m + \hbar\omega)^2 + \hbar^2\eta^2} \right\}
\end{aligned}$$

Now it's time to take the limit  $\eta \rightarrow 0$ : clearly the result  $\Gamma_{m \rightarrow n} = 0$  unless  $\hbar\omega = \pm(E_n - E_m)$ ; in fact,

$$\Gamma_{m \rightarrow n} = \frac{2\pi}{\hbar} \left| \langle n | \hat{V} | m \rangle \right|^2 \{ \delta(E_n - E_m - \hbar\omega) + \delta(E_n - E_m + \hbar\omega) \}. \quad (\text{A.8})$$

The first  $\delta$ -function comes from the  $e^{-i\omega t}$  term; the second, from the  $e^{i\omega t}$  term. Since our frequencies are positive, the first delta function therefore corresponds to upward transitions  $E_n > E_m$ , while the second corresponds to downward transitions  $E_n < E_m$ .

Essentially, one can show that the result doesn't really depend on how the perturbation is turned on; but having the exponential cutoff ensured that we could do the necessary integration.



# *Bibliography*

Gordon Baym. *Lectures on Quantum Mechanics*. Addison-Wesley, 1990.

Raymond T. Birge. On the establishment of fundamental and derived units, with special reference to electric units. part i. *Am. J. Phys.*, 3:102, 1935a.

Raymond T. Birge. On the establishment of fundamental and derived units, with special reference to electric units. part ii. *Am. J. Phys.*, 3: 171, 1935b.

Richard P. Feynman, Robert B. Leighton, and Matthew Sands. *The Feynman Lectures on Physics*. Addison-Wesley, 1989.

W. Heitler. *The Quantum Theory of Radiation*. Dover, 1984.

John D. Jackson. *Classical Electrodynamics*. Wiley, 2d edition, 1975.

D. Mihalas. *Stellar Atmospheres*. W. H. Freeman, 2d edition, 1978.

George B. Rybicki and Alan P. Lightman. *Radiative Processes in Astrophysics*. Wiley, 1979.

Frank H. Shu. *Radiation*, volume I of *The Physics of Astrophysics*. University Science Books, 1991.

Steven Weinberg. *Gravitation and Cosmology: Principles and Applications of the General Theory of Relativity*. Wiley, 1972.