

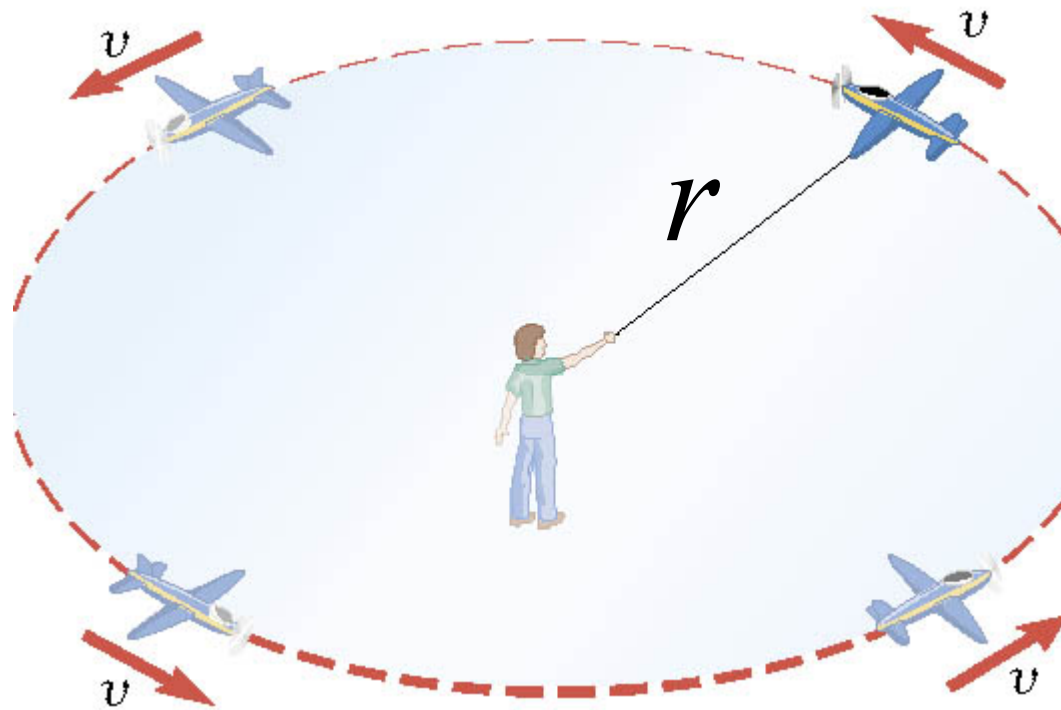
# *Chapter 3.5*

## ***Uniform Circular Motion***

### 3.5 Uniform Circular Motion

#### DEFINITION OF UNIFORM CIRCULAR MOTION

Uniform circular motion is the motion of an object traveling at a constant speed on a circular path.

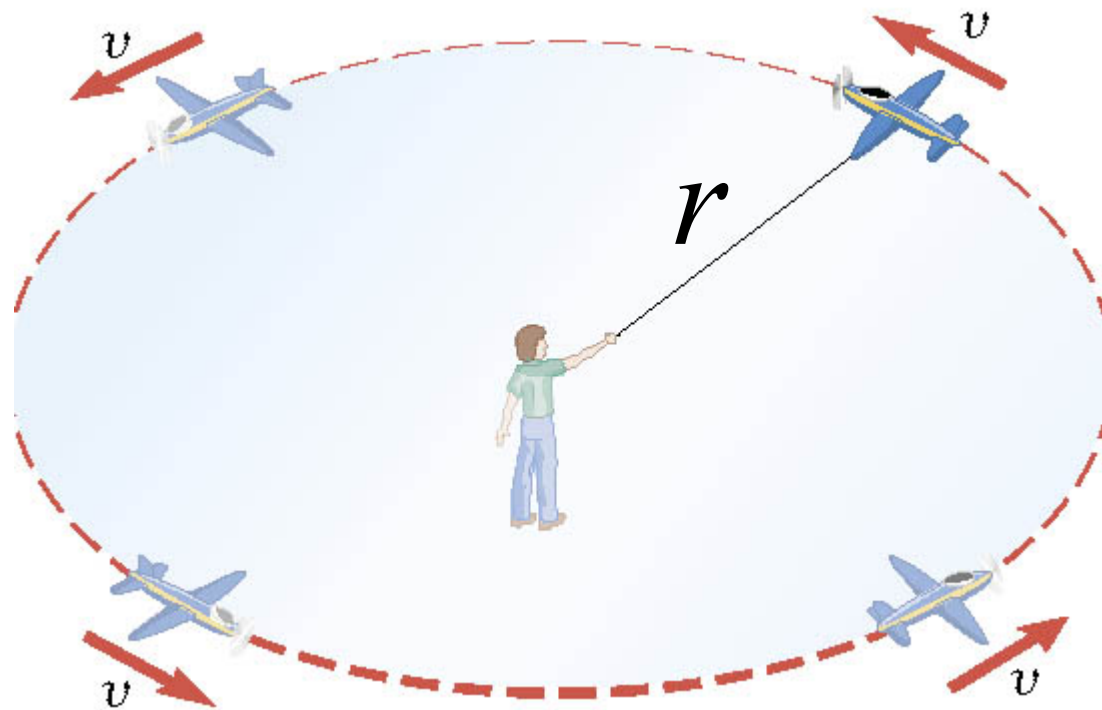


Circumference of the circle is  $2\pi r$ .

### 3.5 Uniform Circular Motion

The time it takes the object to travel once around the circle is  $T$  (a.k.a. the period)

Speed around the circle is,  $v = \frac{2\pi r}{T}$ .



### 3.5 Uniform Circular Motion

#### Example: A Tire-Balancing Machine

The wheel of a car has a radius of 0.29m and it being rotated at 830 revolutions per minute on a tire-balancing machine. Determine the speed at which the outer edge of the wheel is moving.

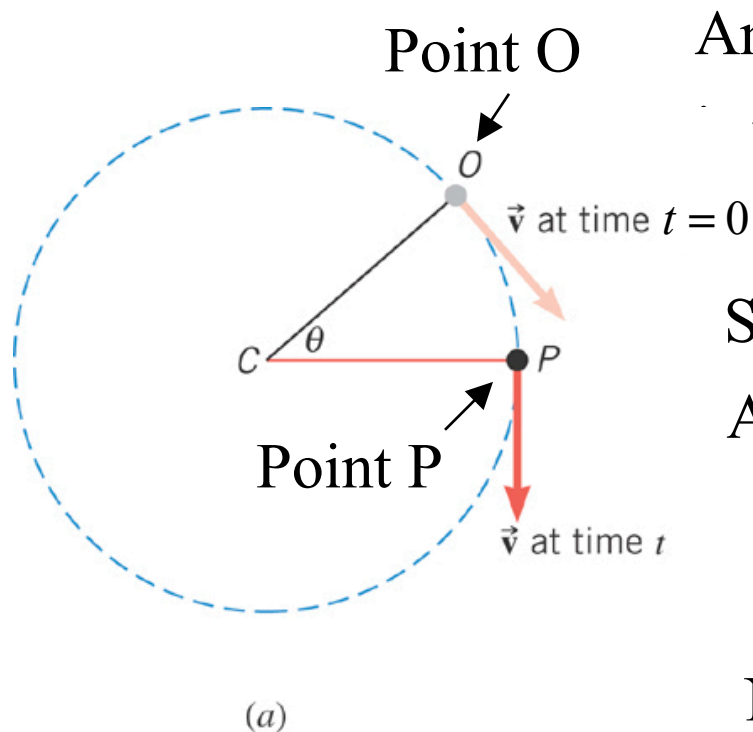
$$\frac{1}{830 \text{ revolutions/min}} = 1.2 \times 10^{-3} \text{ min/revolution}$$

$$T = 1.2 \times 10^{-3} \text{ min} = 0.072 \text{ s}$$

$$v = \frac{2\pi r}{T} = \frac{2\pi(0.29 \text{ m})}{0.072 \text{ s}} = 25 \text{ m/s}$$

### 3.5 Centripetal Acceleration

In uniform circular motion, the **speed** is *constant*, but the direction of the **velocity vector** is *not constant*.



(a)

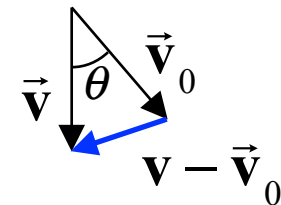
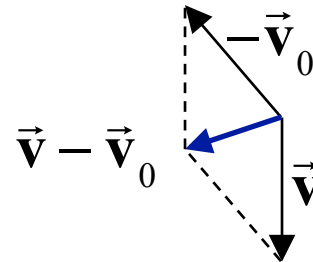
Angle between point O and point P  
the same as between  $\vec{v}_0$  and  $\vec{v}$ .

Since velocity vector changes direction  
Acceleration vector is **NOT ZERO**.

$$\vec{a} = \frac{\vec{v} - \vec{v}_0}{t}$$

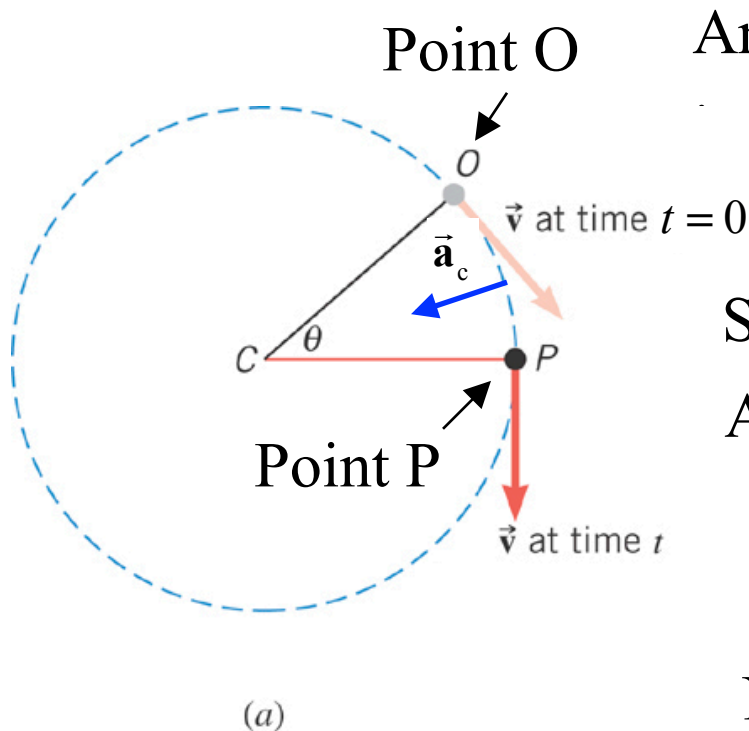
Need to understand:  $\vec{v} - \vec{v}_0$

NOTE:  $\vec{v} - \vec{v}_0$  and  $\vec{a}$  point  
in toward center of circle!



### 3.5 Centripetal Acceleration

In uniform circular motion, the **speed** is *constant*, but the direction of the **velocity vector** is *not constant*.



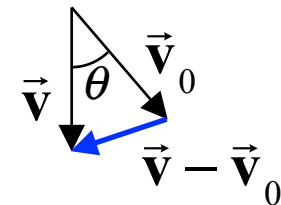
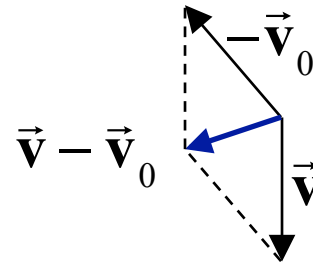
Angle between point O and point P  
the same as between  $\vec{v}_0$  and  $\vec{v}$ .

Since velocity vector changes direction  
Acceleration vector is **NOT ZERO**.

$$\vec{a} = \frac{\vec{v} - \vec{v}_0}{t}$$

Need to understand:  $\vec{v} - \vec{v}_0$

NOTE:  $\vec{v} - \vec{v}_0$  and  $\vec{a}$  point  
in toward center of circle!



### 3.5 Centripetal Acceleration

Compare geometry of velocity vectors and the portion of the circle.

$$\theta = \frac{\Delta v}{v}$$

$$\theta = \frac{vt}{r}$$



Magnitudes

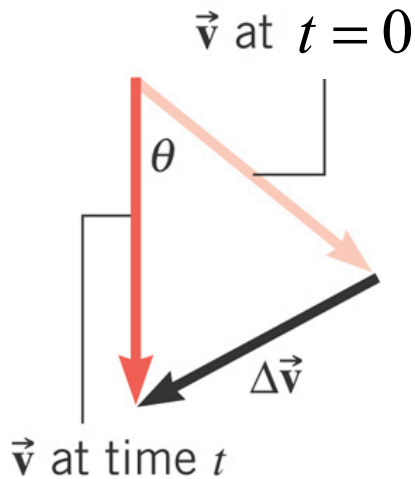
$$\frac{\Delta v}{v} = \frac{vt}{r}$$



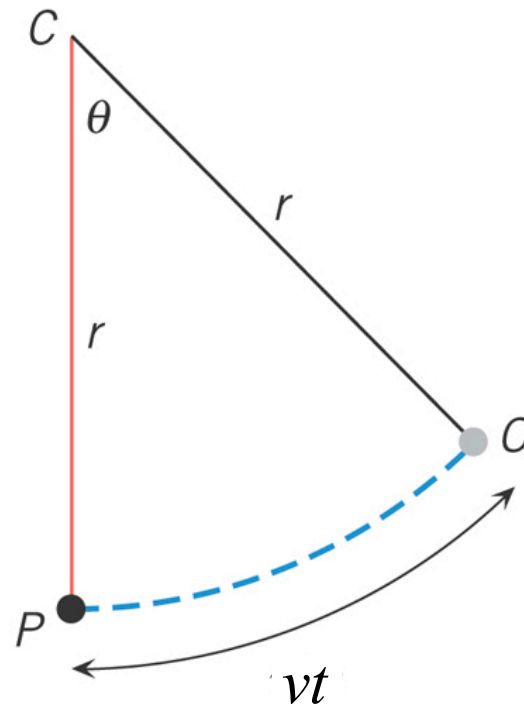
$$a_c = \frac{\Delta v}{t} = \frac{v^2}{r}$$



$$a_c = \frac{v^2}{r}$$



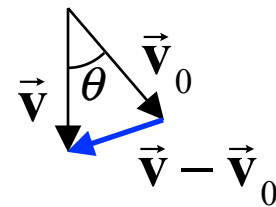
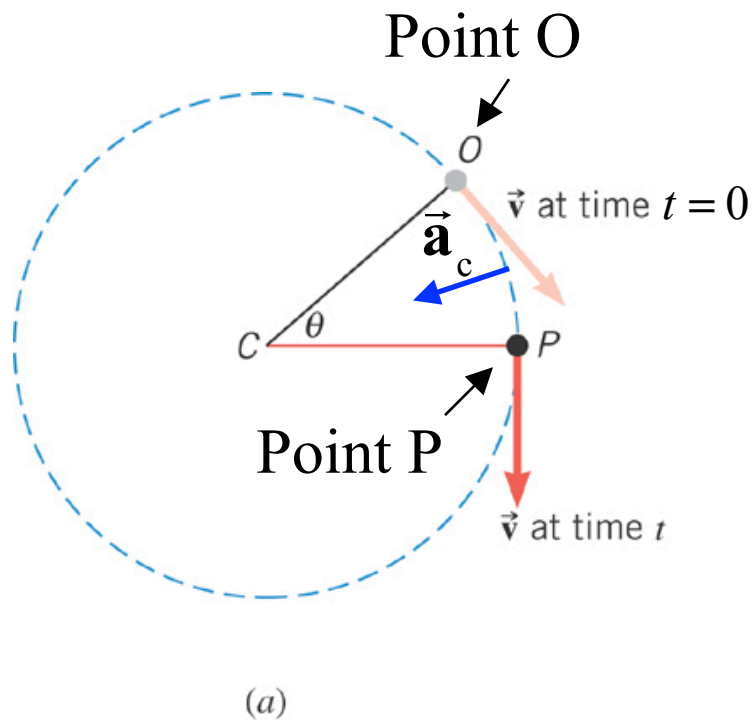
(a)



(b)

### 3.5 Centripetal Acceleration

The direction of the centripetal acceleration is towards the center of the circle; in the same direction as the change in velocity.



$$a_c = \frac{v^2}{r}$$

Centripetal acceleration  
vector points *inward*  
at ALL points on the circle

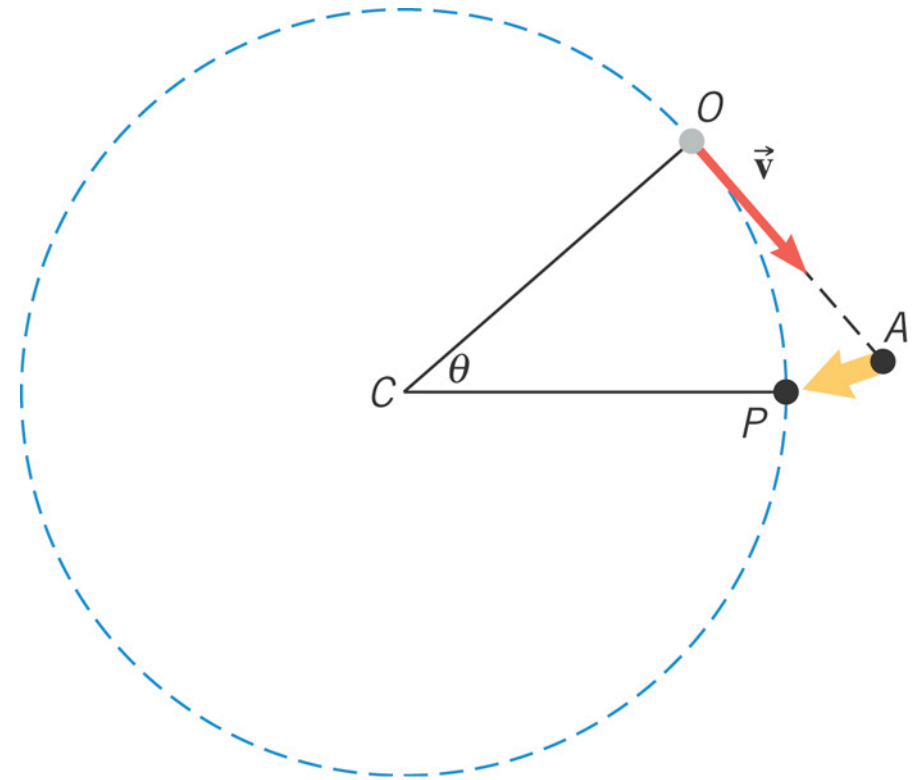


### 3.5 Centripetal Acceleration

## Conceptual Example: Which Way Will the Object Go?

An object ( $\bullet$ ) is in uniform circular motion. At point  $O$  it is released from its circular path.

Does the object move along the  
(A) Straight path between  $O$  and  $A$   
or  
(B) Along the circular arc between points  $O$  and  $P$ ?

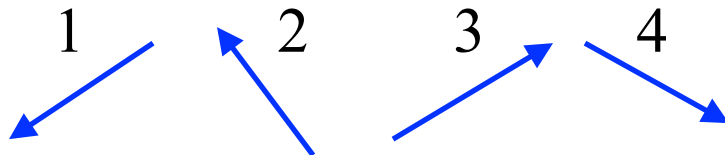


### 3.5 Centripetal Acceleration

#### Example: The Effect of Radius on Centripetal Acceleration

The bobsled track contains turns with radii of 33 m and 24 m.

Match the acceleration vector directions below to the points A,B,C,D.

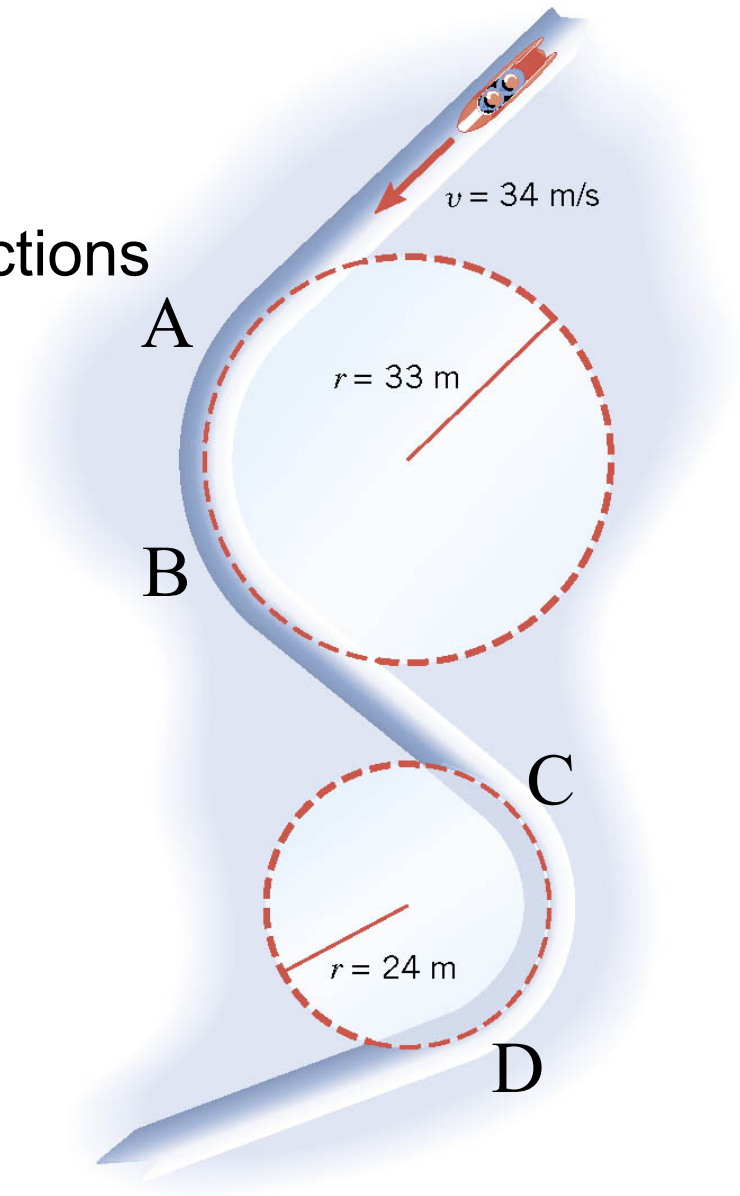


A –

B –

C –

D –

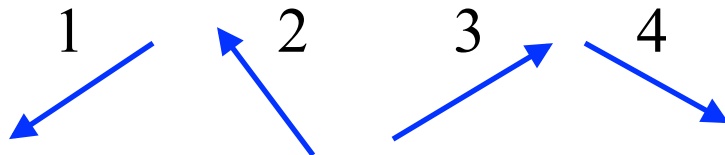


### 3.5 Centripetal Acceleration

#### Example: The Effect of Radius on Centripetal Acceleration

The bobsled track contains turns with radii of 33 m and 24 m.

Match the acceleration vector directions below to the points A,B,C,D.

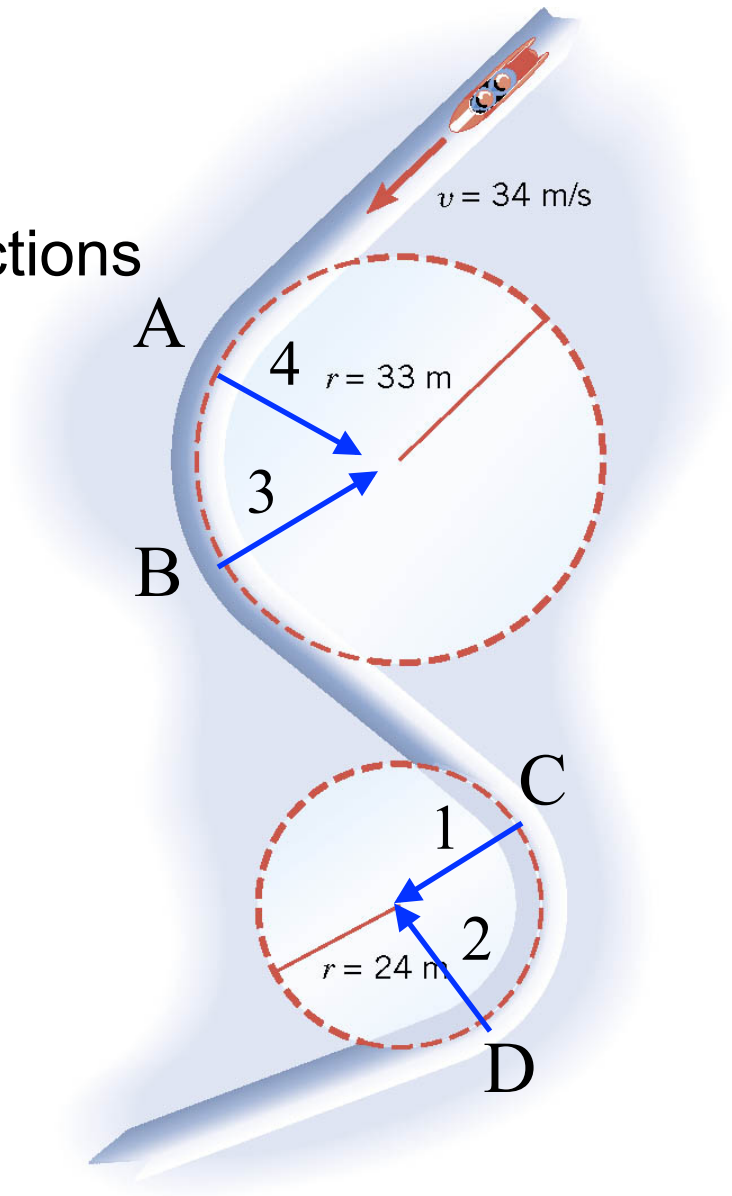


A – 4

B – 3

C – 1

D – 2



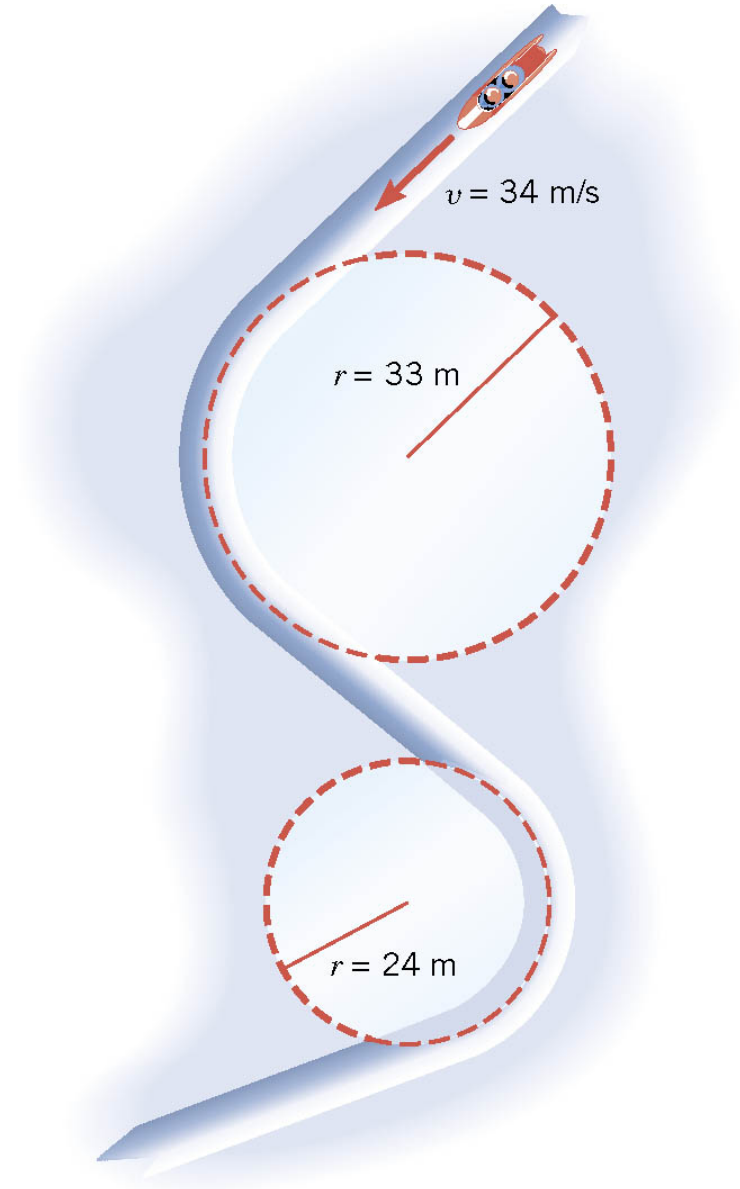
### 3.5 Centripetal Acceleration

$$a_c = v^2 / r$$

Find the centripetal acceleration at each turn for a speed of 34 m/s. Express answers as multiples of  $g = 9.8 \text{ m/s}^2$ .

$$a_c = \frac{(34 \text{ m/s})^2}{33 \text{ m}} = 35 \text{ m/s}^2 = 3.6g$$

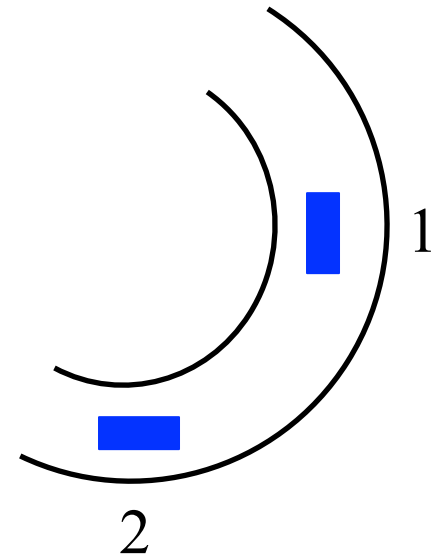
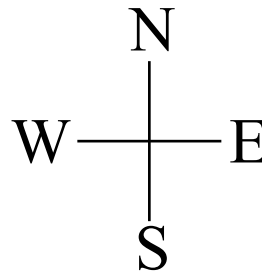
$$a_c = \frac{(34 \text{ m/s})^2}{24 \text{ m}} = 48 \text{ m/s}^2 = 4.9g$$



### Clicker Question 3.5.1

A car is moving counter-clockwise around a circular section of road at constant speed. What are the directions of its velocity and acceleration at position 1.

- |    | <b>v</b> | <b>a</b> |
|----|----------|----------|
| a) | N        | S        |
| b) | N        | E        |
| c) | N        | W        |
| d) | N        | N        |
| e) | S        | E        |



### Clicker Question 3.5.1

A car is moving counter-clockwise around a circular section of road at constant speed. What are the directions of its velocity and acceleration at position 1.

|  | $\mathbf{v}$ | $\mathbf{a}$ |
|--|--------------|--------------|
|--|--------------|--------------|

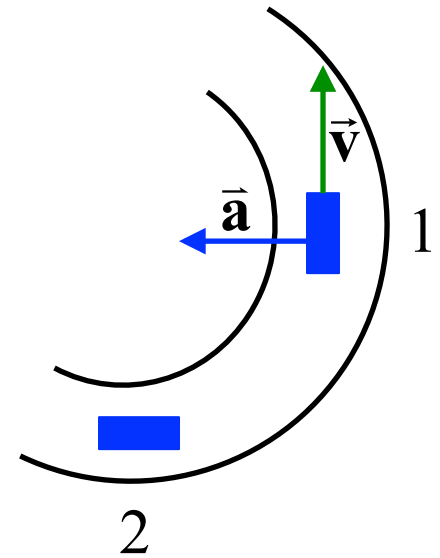
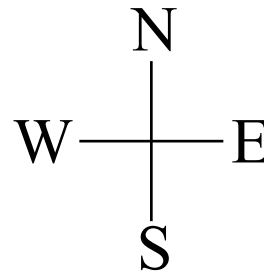
|    |   |   |
|----|---|---|
| a) | N | S |
|----|---|---|

|    |   |   |
|----|---|---|
| b) | N | E |
|----|---|---|

|    |   |   |
|----|---|---|
| c) | N | W |
|----|---|---|

|    |   |   |
|----|---|---|
| d) | N | N |
|----|---|---|

|    |   |   |
|----|---|---|
| e) | S | E |
|----|---|---|

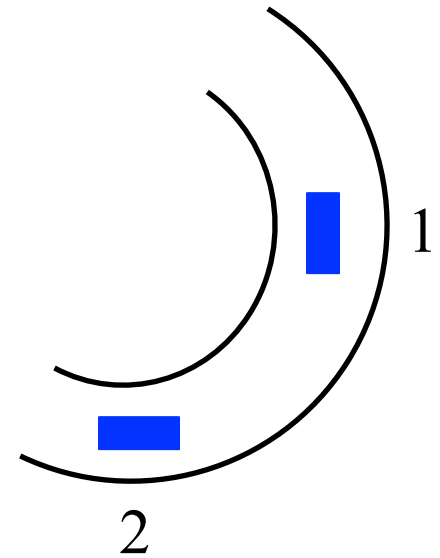
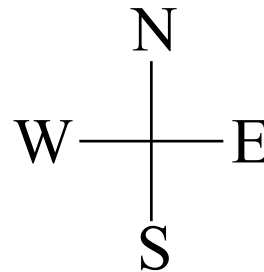


## Clicker Question 3.5.2

A car is moving counter-clockwise around a circular section of road at constant speed. What are the directions of its velocity and acceleration

**at position 2?**

- |    | <u>v</u> | <u>a</u> |
|----|----------|----------|
| a) | E        | S        |
| b) | E        | E        |
| c) | E        | N        |
| d) | E        | W        |
| e) | W        | S        |

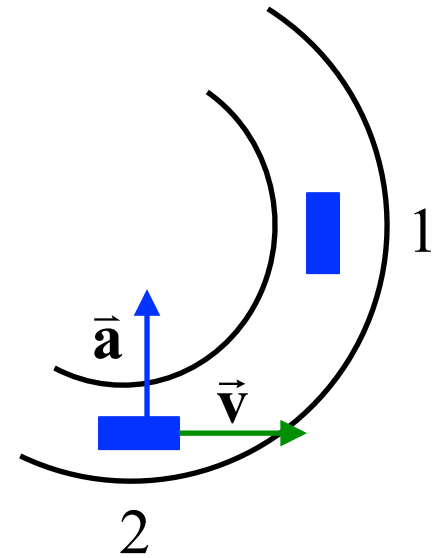
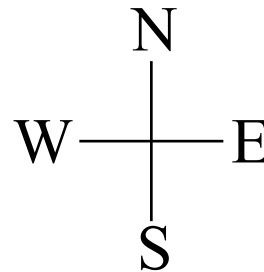


### Clicker Question 3.5.2

A car is moving counter-clockwise around a circular section of road at constant speed. What are the directions of its velocity and acceleration

at position 2?

- |    | $\vec{v}$ | $\vec{a}$ |
|----|-----------|-----------|
| a) | E         | S         |
| b) | E         | E         |
| c) | E         | N         |
| d) | E         | W         |
| e) | W         | S         |





# *Chapter 8*

## ***Accelerated Circular Motion***

## 8.1 *Rotational Motion and Angular Displacement*

Why are there 360 degrees in a circle?

Why are there 60 minutes in an hour?

Why are there 60 seconds in a minute?

Because the Greeks, who invented these units were enamored with numbers that are divisible by most whole numbers, 12 or below (except 7 and 11).

Strange, because later it was the Greeks who discovered that the ratio of the radius to the circumference of a circle was a number known as  $2\pi$ .

A new unit, radians, is really useful for angles.

## 8.1 Rotational Motion and Angular Displacement

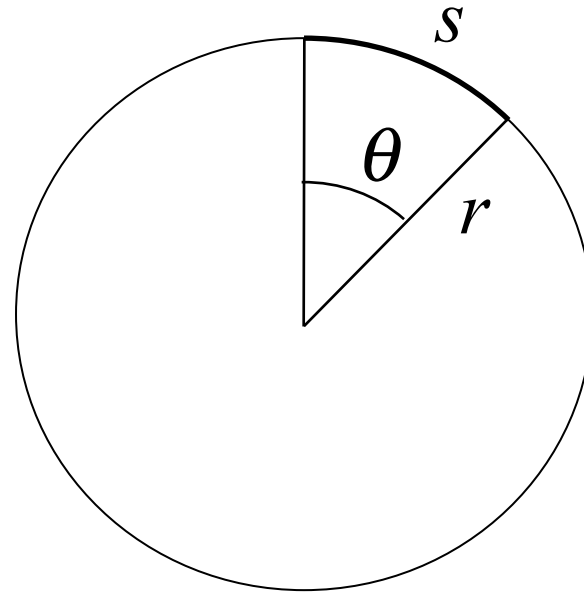
A new unit, radians, is really useful for angles.

### Radian measure

$$\theta(\text{radians}) = \frac{s \text{ (arc length)}}{r \text{ (radius)}}$$

$$s = r\theta$$

( $s$  in same units as  $r$ )



### Full circle

$$\begin{aligned}\theta &= \frac{s}{r} = \frac{2\pi r}{r} \\ &= 2\pi \text{ (radians)}\end{aligned}$$

### Conversion of degree to radian measure

$$\begin{aligned}\theta(\text{rad}) &= \theta(\text{deg.}) \left( \frac{2\pi \text{ rad}}{360 \text{ deg.}} \right) \\ \left( \frac{2\pi \text{ rad}}{360 \text{ deg.}} \right) &= 1\end{aligned}$$

## 8.1 Rotational Motion and Angular Displacement

### **Example: Adjacent Synchronous Satellites**

Synchronous satellites are put into an orbit whose radius is  $4.23 \times 10^7 \text{ m}$ .

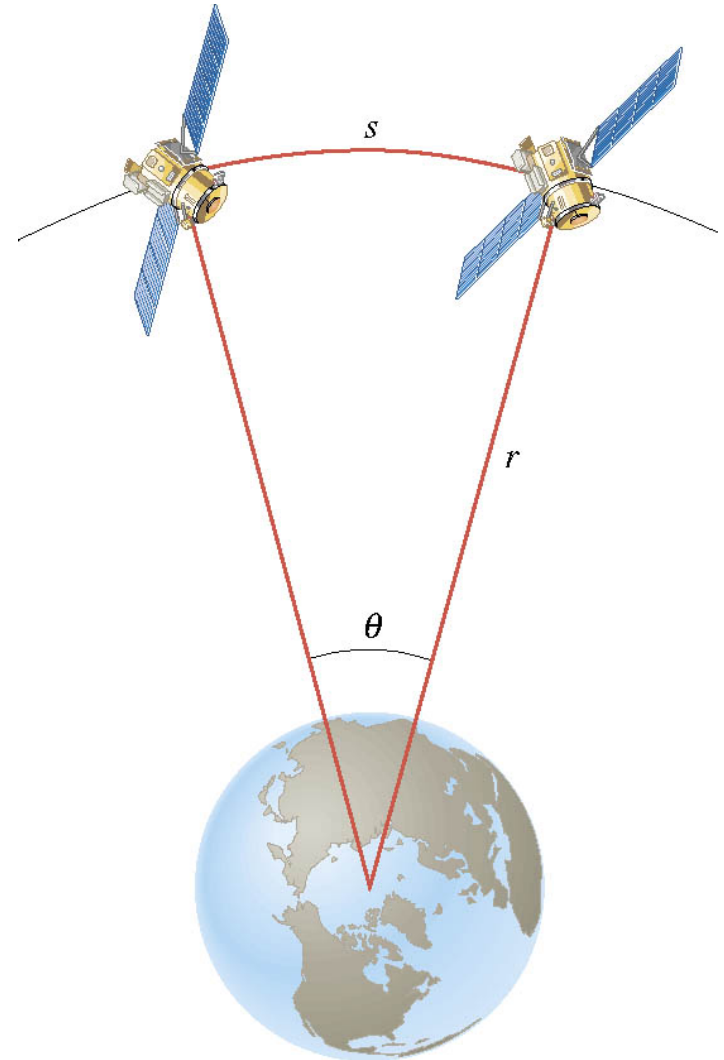
If the angular separation of the two satellites is 2.00 degrees, find the arc length that separates them.

Convert degree to radian measure

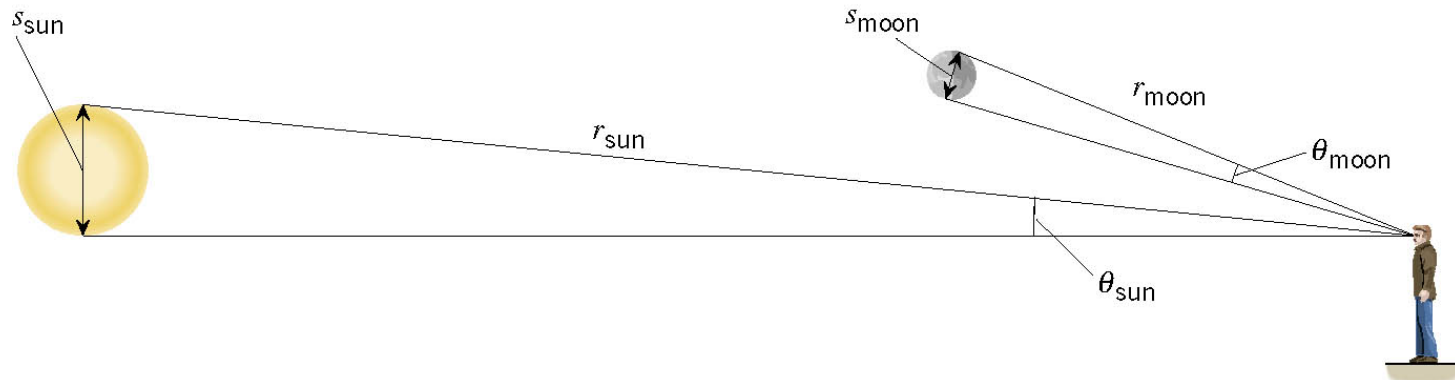
$$2.00 \text{ deg} \left( \frac{2\pi \text{ rad}}{360 \text{ deg}} \right) = 0.0349 \text{ rad}$$

Determine arc length

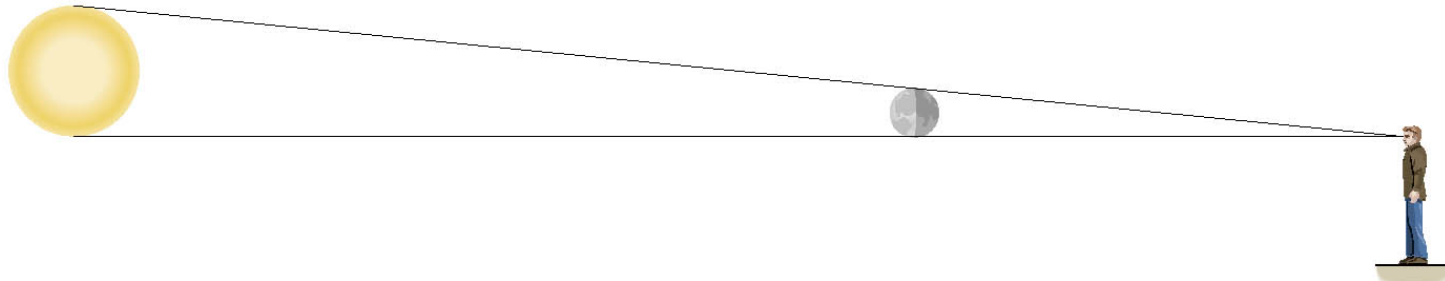
$$\begin{aligned} s &= r\theta = (4.23 \times 10^7 \text{ m})(0.0349 \text{ rad}) \\ &= 1.48 \times 10^6 \text{ m} \quad (920 \text{ miles}) \end{aligned}$$



## 8.1 Rotational Motion and Angular Displacement



(a)



(b)

For an observer on the earth, an eclipse can occur because angles subtended by the sun and the moon are the same.

$$\theta = \frac{s_{\text{Sun}}}{r_{\text{Sun}}} \approx \frac{s_{\text{Moon}}}{r_{\text{Moon}}} \approx 9.3 \text{ mrad}$$

## 8.1 Rotational Motion and Angular Displacement

The angle through which the object rotates is called the **angular displacement vector**

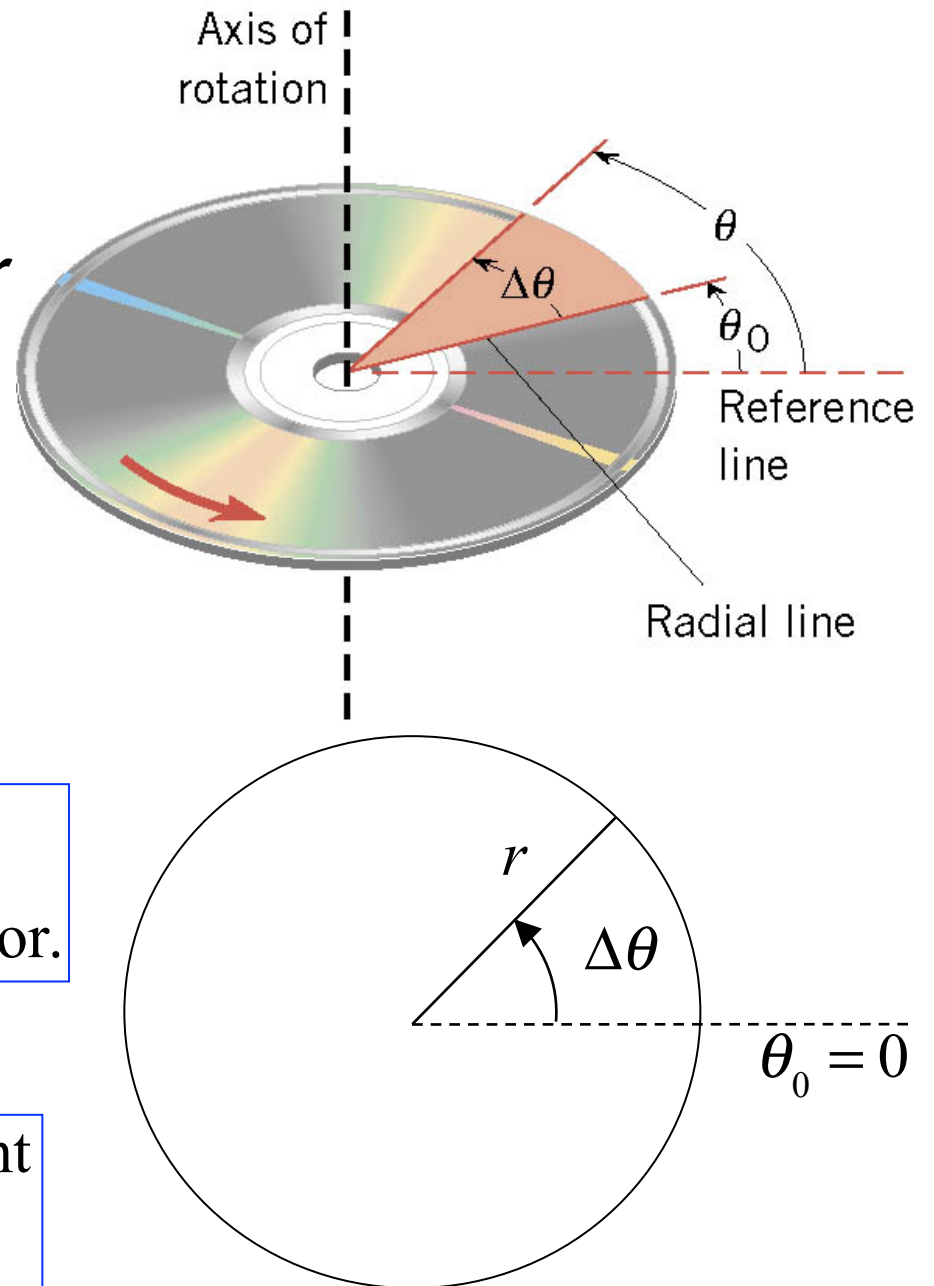
$$\Delta\theta = \theta - \theta_o$$

**SI** unit of angular displacement, radian (rad)

Simplified using  $\theta_o = 0$ , and  $\Delta\theta = \theta$ , angular displacement vector.

**Vector**

Counter-clockwise is + displacement  
Clockwise is – displacement



## Clicker Question 8.1 Radian measure for angles

Over the course of a day (twenty-four hours), what is the angular displacement of the second hand of a wrist watch in radians?

- a) 1440 rad
- b) 2880 rad
- c) 4520 rad
- d) 9050 rad
- e) 543,000 rad

## Clicker Question 8.1 Radian measure for angles

Over the course of a day (twenty-four hours), what is the angular displacement of the second hand of a wrist watch in radians?

- a) 1440 rad
- b) 2880 rad
- c) 4520 rad
- d) 9050 rad**
- e) 543,000 rad

Second hand makes 1 rev. in 1 minute.

$$\begin{aligned} 1 \text{ day} &= (1 \text{ day})(60 \text{ min./hr})(24 \text{ hr/day}) \\ &= 1440 \text{ min.} \end{aligned}$$

$$\# \text{ rev.} = (1 \text{ rev./min.})(1440 \text{ min.}) = 1440 \text{ rev.}$$

$$1 \text{ rev.} = 2\pi \text{ radians}$$

$$\begin{aligned} \text{Total } \theta \text{ displacement} &= (2\pi \text{ rad/min.})(1440 \text{ min.}) \\ &= 9048 \text{ rad} \end{aligned}$$



## 8.2 Angular Velocity and Angular Acceleration

### DEFINITION OF AVERAGE ANGULAR VELOCITY

$$\text{Average angular velocity} = \frac{\text{Angular displacement}}{\text{Elapsed time}}$$

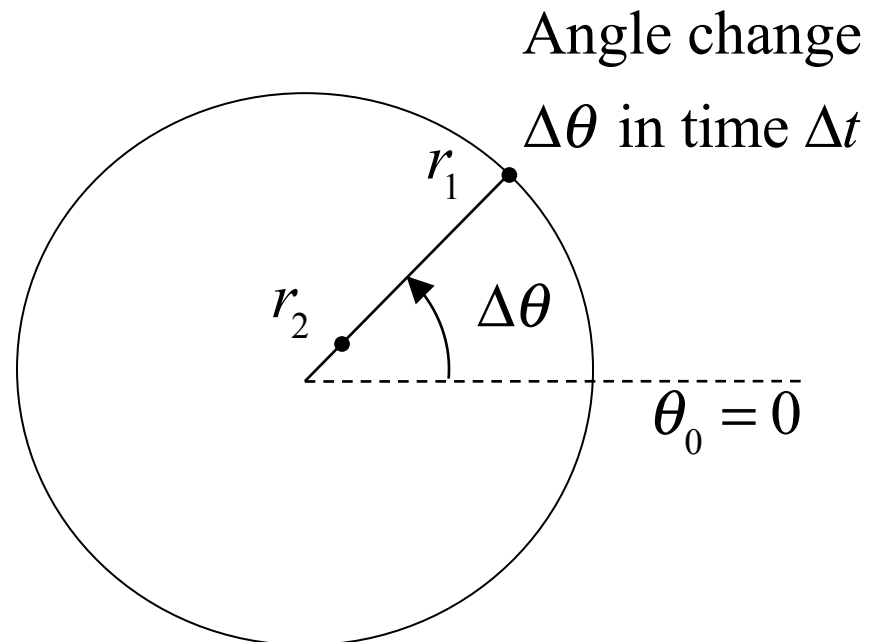
$$\bar{\omega} = \frac{\Delta\theta}{\Delta t} \quad \text{where } \Delta t = t - t_o$$

**SI Unit of Angular Velocity:** radian per second (rad/s)

$\Delta\theta$  is the same at all radii.

$\Delta t$  is the same at all radii.

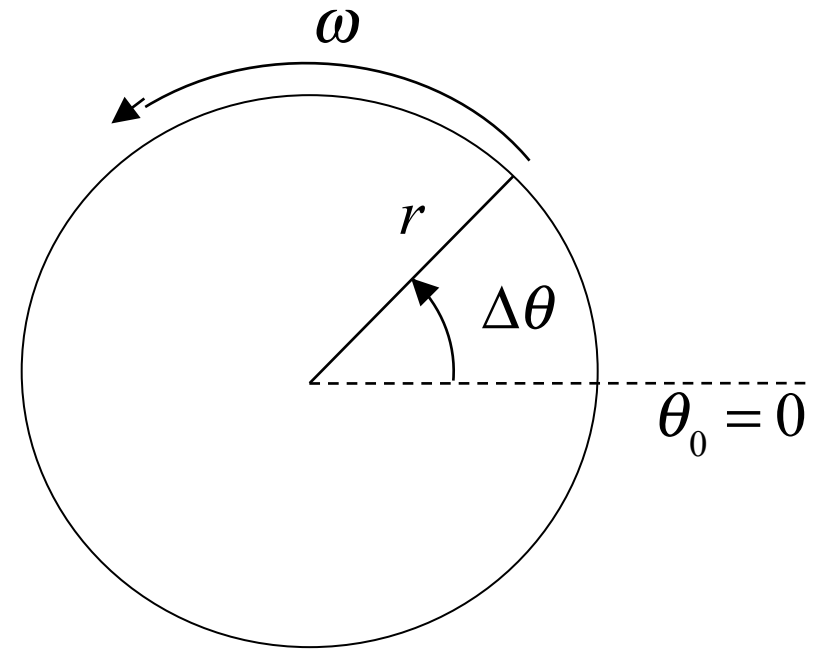
$$\omega = \frac{\Delta\theta}{\Delta t} \text{ is the same at all radii.}$$



## 8.2 Angular Velocity and Angular Acceleration

**Case 1:** Constant angular velocity,  $\omega$ .

$$\omega = \frac{\Delta\theta}{\Delta t} \qquad \Delta\theta = \omega \Delta t$$



**Example:** A disk rotates with a constant angular velocity of  $+1$  rad/s.

What is the angular displacement of the disk in 13 seconds?

How many rotations has the disk made in that time?

$$\Delta\theta = \omega \Delta t = (+1 \text{ rad/s})(13 \text{ s}) = +13 \text{ rad}$$

$$2\pi \text{ radians} = 1 \text{ rotation} \Rightarrow 2\pi \text{ rad/rot.}$$

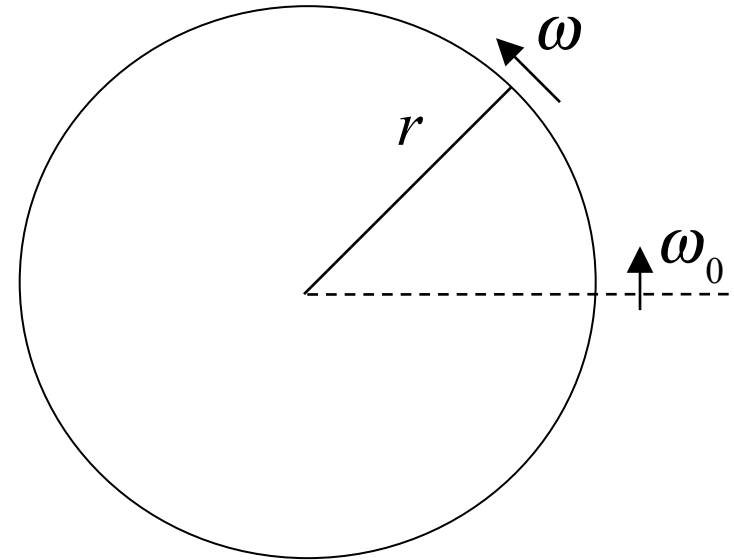
$$n_{\text{rot}} = \frac{\Delta\theta}{2\pi \text{ rad/rot.}} = \frac{13 \text{ rad}}{6.3 \text{ rad/rot}} = 2.1 \text{ rot.}$$

## 8.2 Angular Velocity and Angular Acceleration

**Case 2:** Angular velocity,  $\omega$ ,  
changes in time.

Instantaneous  
angular velocity  
at time  $t$ .

$$\omega = \lim_{\Delta t \rightarrow 0} \frac{\Delta \theta}{\Delta t}$$



### DEFINITION OF AVERAGE ANGULAR ACCELERATION

Average angular acceleration =  $\frac{\text{Change in angular velocity}}{\text{Elapsed time}}$

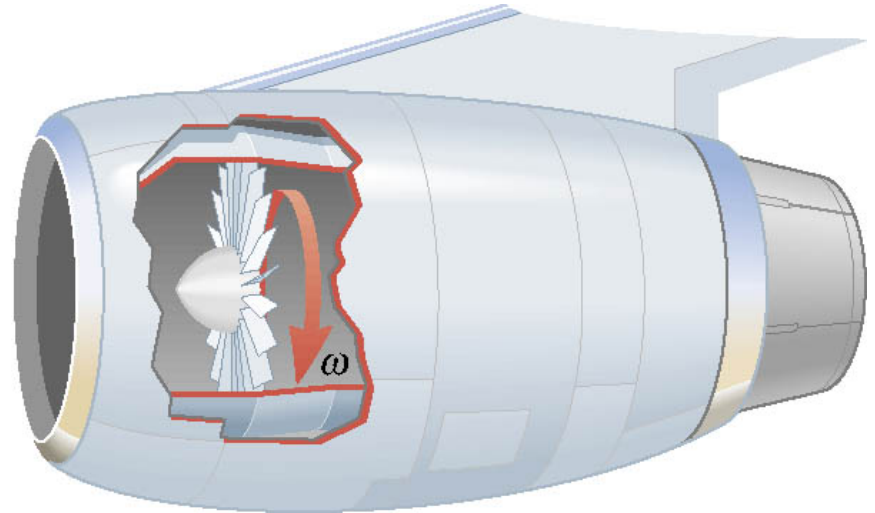
$$\bar{\alpha} = \frac{\omega - \omega_o}{t - t_o} = \frac{\Delta \omega}{\Delta t}$$

**SI Unit of Angular acceleration:** radian per second squared ( $\text{rad/s}^2$ )

## 8.2 Angular Velocity and Angular Acceleration

### **Example: A Jet Revving Its Engines**

As seen from the front of the engine, the fan blades are rotating with an angular speed of  $-110 \text{ rad/s}$ . As the plane takes off, the angular velocity of the blades reaches  $-330 \text{ rad/s}$  in a time of  $14 \text{ s}$ .



Rotation is clockwise (negative)

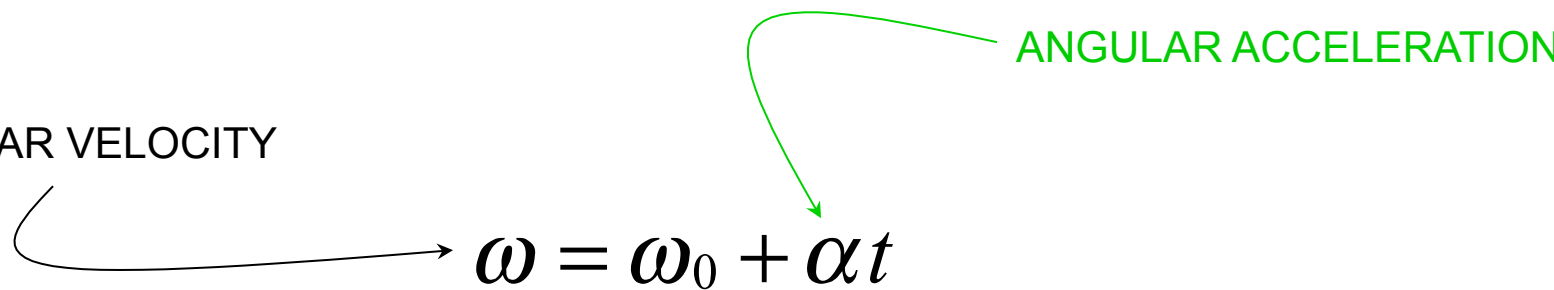
Find the angular acceleration, assuming it to be constant.

$$\bar{\alpha} = \frac{(-330 \text{ rad/s}) - (-110 \text{ rad/s})}{14 \text{ s}} = -16 \text{ rad/s}^2$$

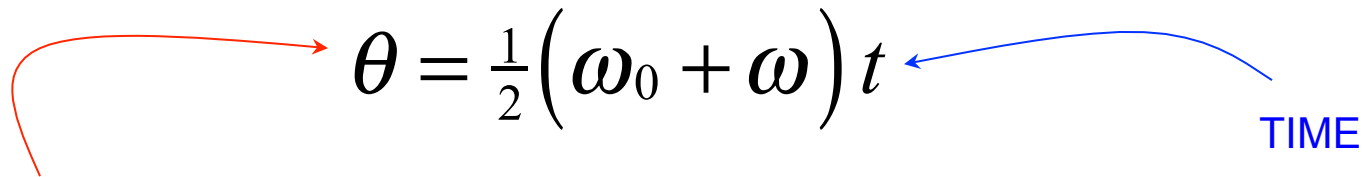
## 8.2 The Equations of Rotational Kinematics

The equations of rotational kinematics for constant angular acceleration:

ANGULAR VELOCITY


$$\omega = \omega_0 + \alpha t$$

ANGULAR ACCELERATION


$$\theta = \frac{1}{2}(\omega_0 + \omega)t$$

TIME

ANGULAR DISPLACEMENT

$$\omega^2 = \omega_0^2 + 2\alpha\theta$$

$$\theta = \omega_0 t + \frac{1}{2}\alpha t^2$$

## 8.2 The Equations of Rotational Kinematics

**Table 8.2 Symbols Used  
in Rotational and Linear Kinematics**

| Rotational<br>Motion | Quantity         | Linear<br>Motion |
|----------------------|------------------|------------------|
| $\theta$             | Displacement     | $x$              |
| $\omega_0$           | Initial velocity | $v_0$            |
| $\omega$             | Final velocity   | $v$              |
| $\alpha$             | Acceleration     | $a$              |
| $t$                  | Time             | $t$              |

**Table 8.1 The Equations of Kinematics  
for Rotational and Linear Motion**

| Rotational Motion<br>( $\alpha = \text{constant}$ ) |       | Linear Motion<br>( $a = \text{constant}$ ) |       |
|---|-------|--|-------|
| $\omega = \omega_0 + \alpha t$                      | (8.4) | $v = v_0 + at$                             | (2.4) |
| $\theta = \frac{1}{2}(\omega_0 + \omega)t$          | (8.6) | $x = \frac{1}{2}(v_0 + v)t$                | (2.7) |
| $\theta = \omega_0 t + \frac{1}{2}\alpha t^2$       | (8.7) | $x = v_0 t + \frac{1}{2}at^2$              | (2.8) |
| $\omega^2 = \omega_0^2 + 2\alpha\theta$             | (8.8) | $v^2 = v_0^2 + 2ax$                        | (2.9) |

## 8.2 *The Equations of Rotational Kinematics*

### Reasoning Strategy

1. Make a drawing.
2. Decide which directions are to be called positive (+) and negative (−).
3. Write down the values that are given for any of the five kinematic variables.
4. Verify that the information contains values for at least three of the five kinematic variables. Select the appropriate equation.
5. When the motion is divided into segments, remember that the final angular velocity of one segment is the initial angular velocity for the next.
6. Keep in mind that there may be two possible answers to a kinematics problem.

## Clicker Question 8.2 Rotational motion kinematics

Given the initial and final angular velocity of a disk, and the total angular displacement of the disk, with which single equation can the angular acceleration of the disk be obtained?

- a)  $\omega = \omega_0 + \alpha t$
- b)  $\theta = \frac{1}{2}(\omega + \omega_0)t$
- c)  $\theta = \omega_0 t + \frac{1}{2}\alpha t^2$
- d)  $\omega^2 = \omega_0^2 + 2\alpha\theta$
- e) none of the above



## Clicker Question 8.2 Rotational motion kinematics

Given the initial and final angular velocity of a disk and the total angular displacement of the disk, the angular acceleration of the disk can be obtained with which single equation?

a)  $\omega = \omega_0 + \alpha t$

b)  $\theta = \frac{1}{2}(\omega + \omega_0)t$

c)  $\theta = \omega_0 t + \frac{1}{2}\alpha t^2$

d)  $\omega^2 = \omega_0^2 + 2\alpha\theta$

e) none of the above

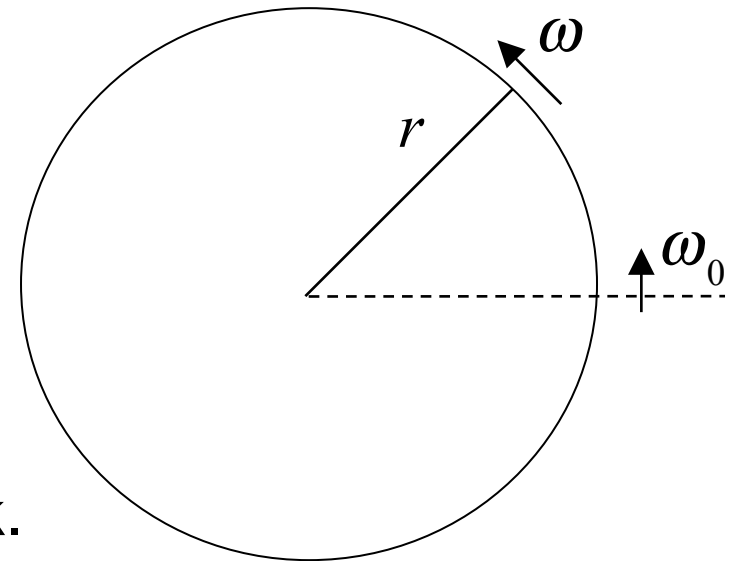
No time given!

$$\omega^2 = \omega_0^2 + 2\alpha\theta$$
$$\alpha = \frac{\omega^2 - \omega_0^2}{2\theta}$$

## 8.2 The Equations of Rotational Kinematics

**Example:** A disk has an initial angular velocity of  $+375 \text{ rad/s}$ . The disk accelerates and reaches a greater angular velocity after rotating through an angular displacement of  $+44.0 \text{ rad}$ .

If the angular acceleration has a constant value of  $+1740 \text{ rad/s}^2$ , find the final angular velocity of the disk.



Given:  $\omega_0 = +375 \text{ rad/s}$ ,  $\theta = +44 \text{ rad}$ ,  $\alpha = 1740 \text{ rad/s}^2$

Want: final angular velocity,  $\omega$ .

No time!

$$\omega^2 = \omega_0^2 + 2\alpha\theta$$

$$= (375 \text{ rad/s})^2 + 2(1740 \text{ rad/s}^2)(+44 \text{ rad})$$

$$\omega = 542 \text{ rad/s}$$