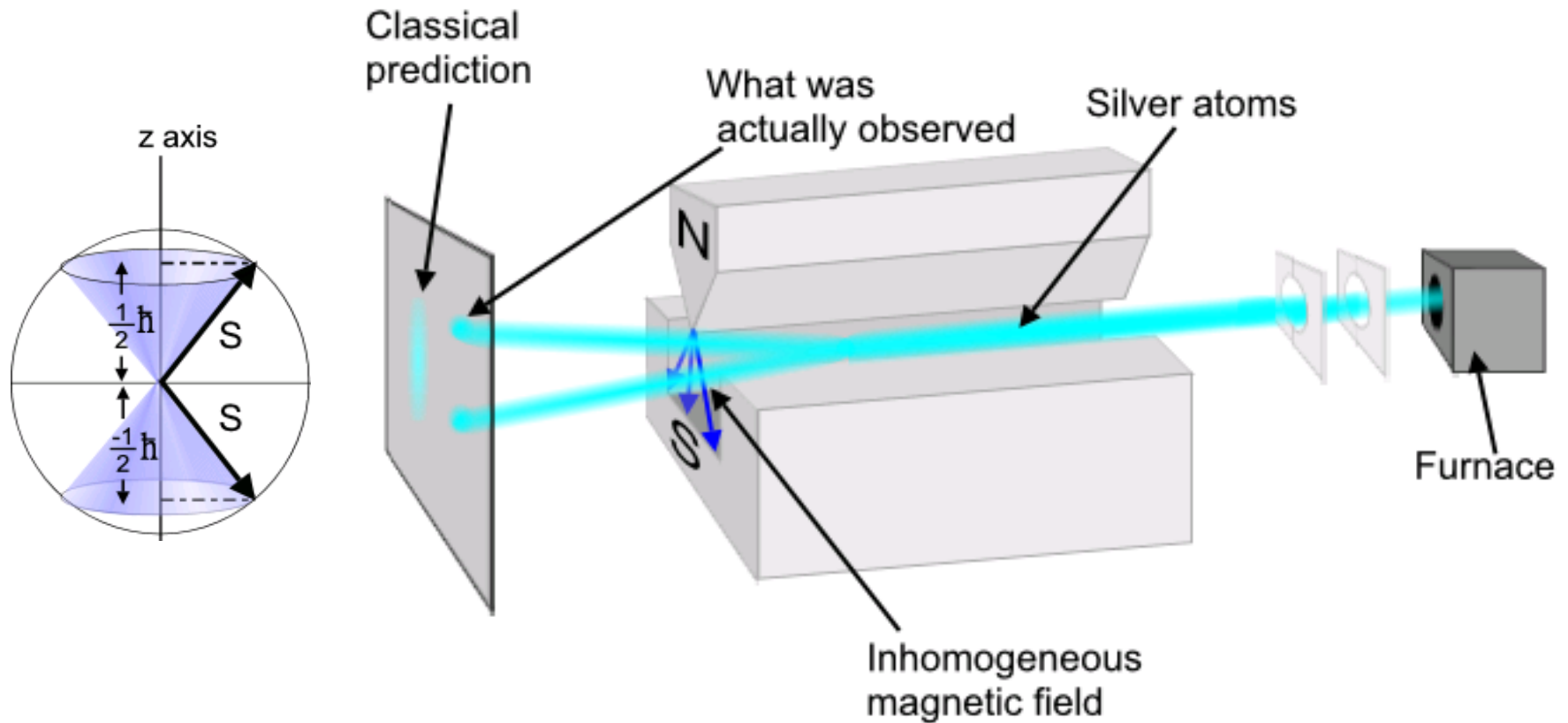
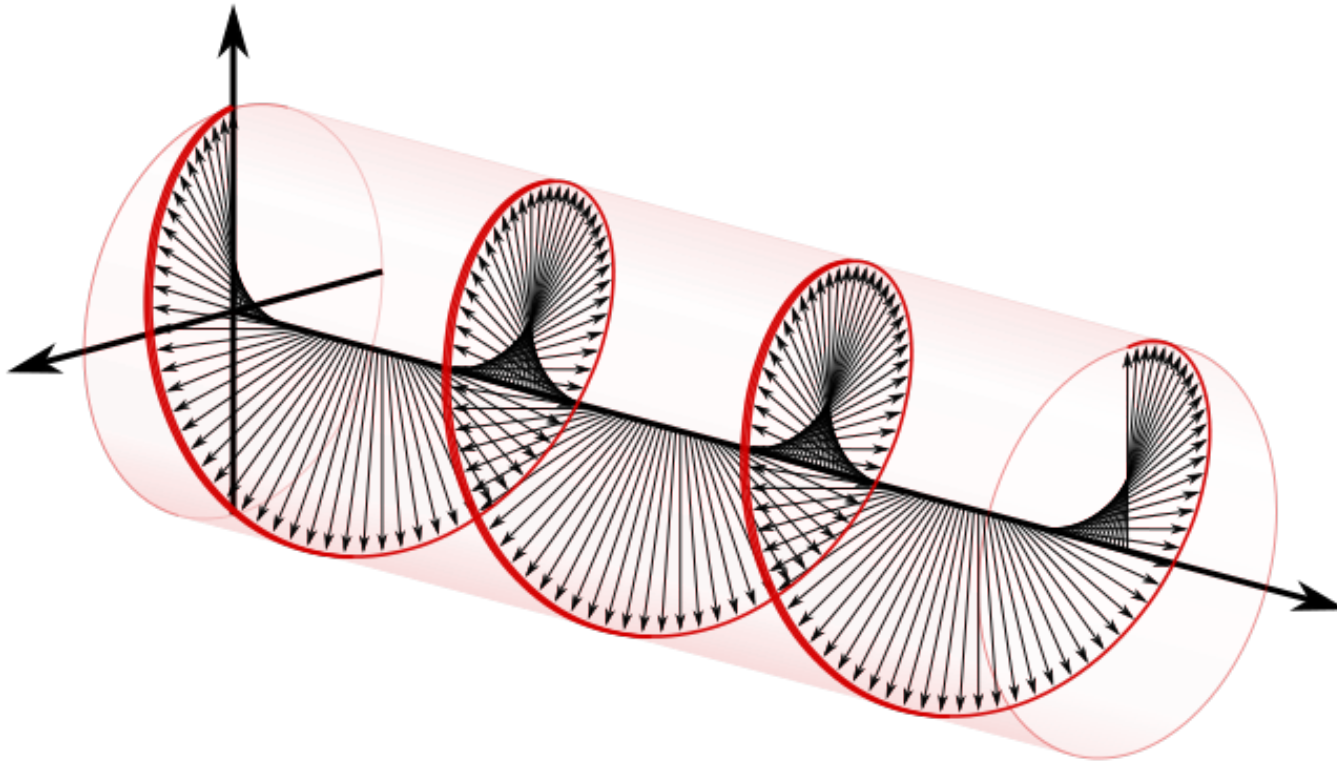


# Basic elements of Stern-Gerlach Experiment



[http://en.wikipedia.org/wiki/File:Stern-Gerlach\\_experiment.PNG](http://en.wikipedia.org/wiki/File:Stern-Gerlach_experiment.PNG)

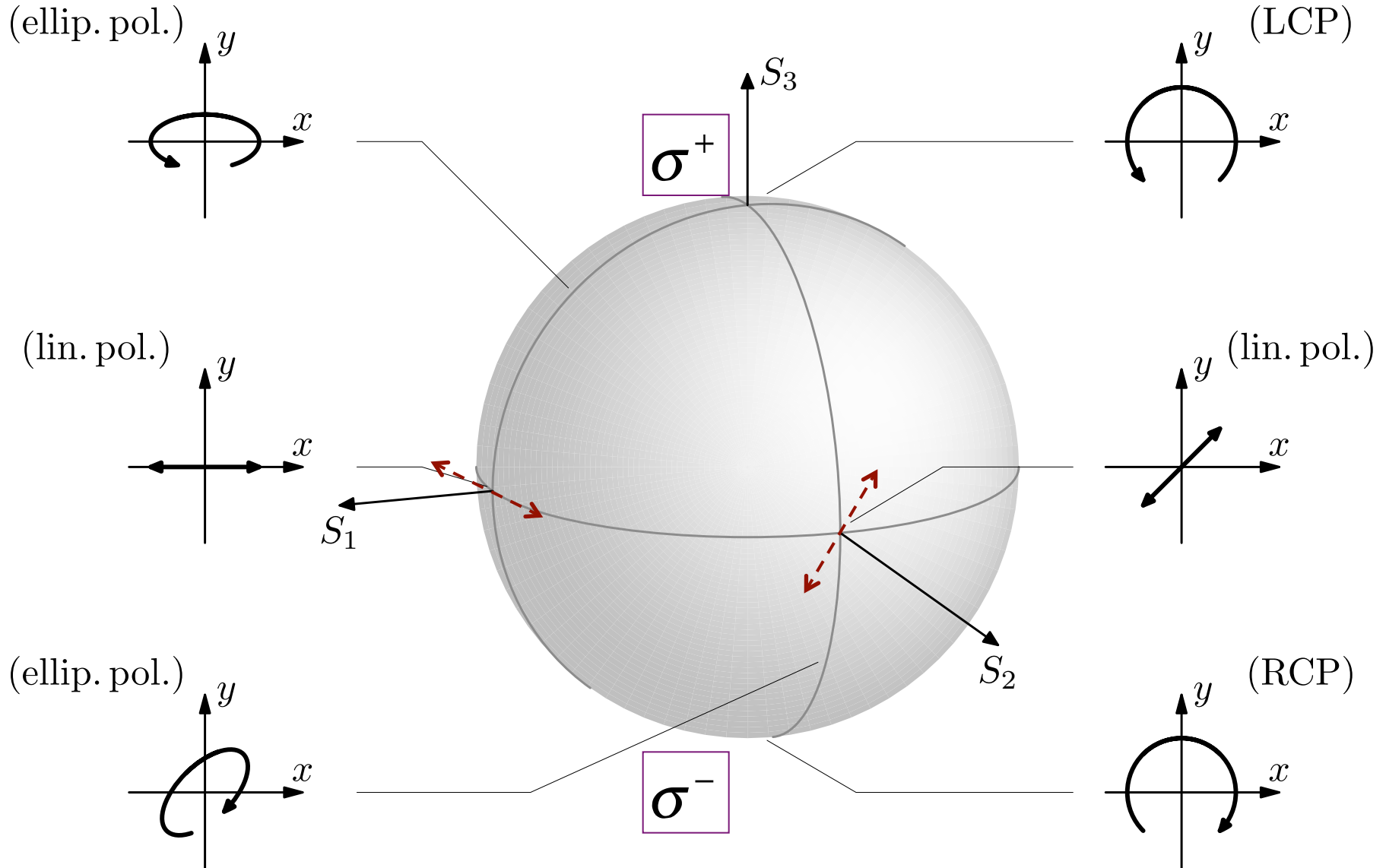
# Circularly polarized light



[http://en.wikipedia.org/wiki/File:Rising\\_circular.gif](http://en.wikipedia.org/wiki/File:Rising_circular.gif)

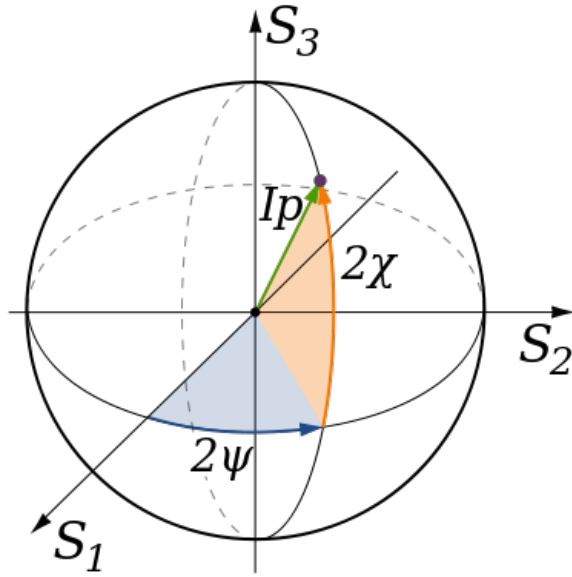
[http://en.wikipedia.org/wiki/Circular\\_polarization](http://en.wikipedia.org/wiki/Circular_polarization)

# Stokes vectors and Poincare (Bloch) sphere



# Spin & Polarization

Stokes parameters, Coherency matrix, Pauli matrices



$$S_0 = I$$

$$S_1 = Ip \cos 2\psi \cos 2\chi$$

$$S_2 = Ip \sin 2\psi \cos 2\chi$$


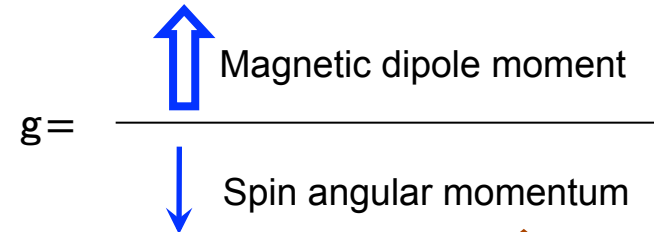
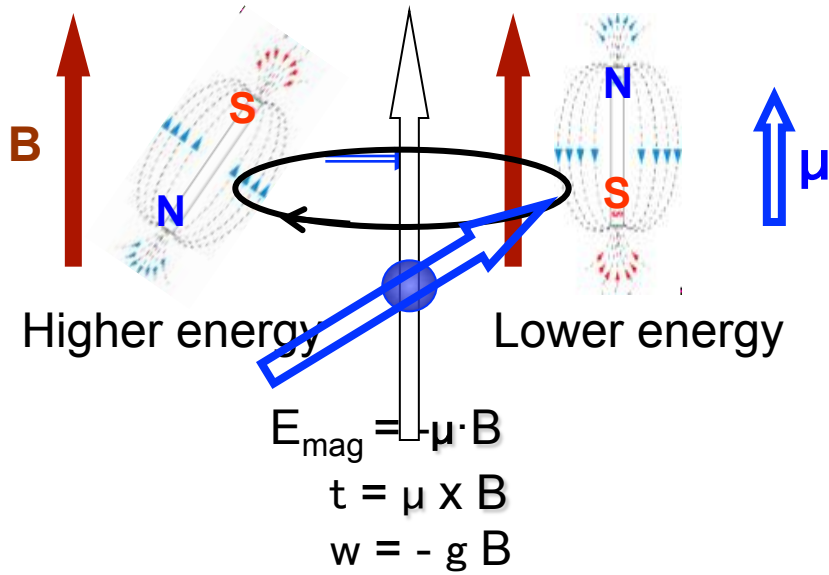
$$S_3 = Ip \sin 2\chi$$

$$\Psi = \frac{1}{2} \sum_{j=0}^3 S_j \sigma_j, \text{ where}$$

$$\sigma_0 = \begin{bmatrix} 1 & 0 \\ 0 & 1 \end{bmatrix} \quad \sigma_1 = \begin{bmatrix} 1 & 0 \\ 0 & -1 \end{bmatrix}$$

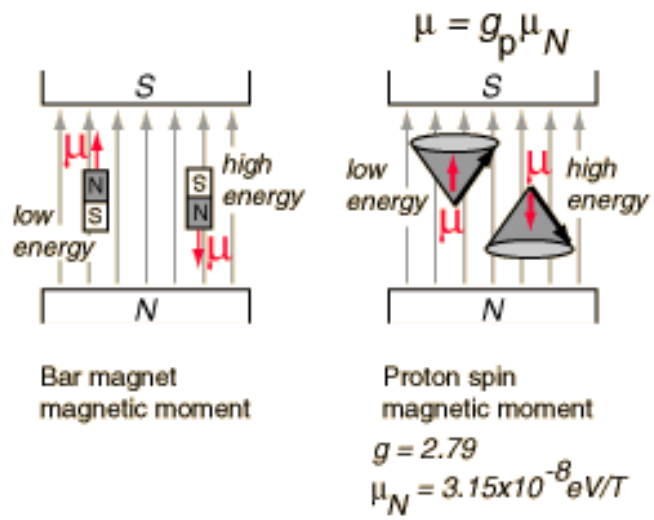
$$\sigma_2 = \begin{bmatrix} 0 & 1 \\ 1 & 0 \end{bmatrix} \quad \sigma_3 = \begin{bmatrix} 0 & -i \\ i & 0 \end{bmatrix}$$

# Nuclear Magnetic Resonance

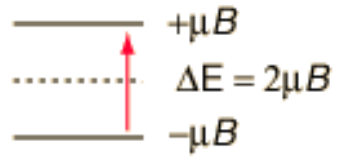


$m_e = g_e S \sim 58 \text{ meV/T}$

$m_p = g_p I \sim 32 \text{ neV/T}$



$B = 1 \text{ Tesla}$



$\Delta E = 2\mu B = 2g_p \mu_N B$

$\Delta E = 2 \cdot 2.79 \cdot 3.15 \times 10^{-8} \text{ eV/T} \cdot 1 \text{ T}$

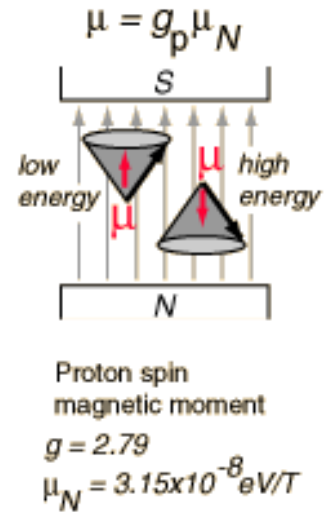
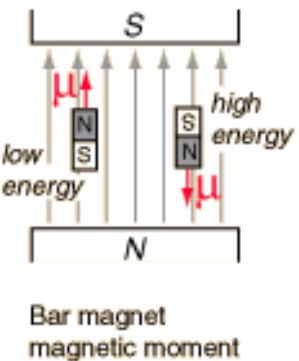
$\Delta E = 1.76 \times 10^{-7} \text{ eV}$

$kT \sim 25 \text{ meV} @ 300 \text{ K}$

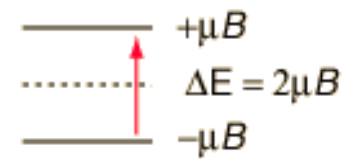
$e^{-\frac{\Delta E}{kT}} \approx 1 - \frac{\Delta E}{kT} = 1 - \frac{1.76 \times 10^{-7}}{0.04} = 1 - 4.4 \times 10^{-6}$

**High field**  
**Low temperature**  
**Paramagnetic ions**

# Nuclear spin and Hyperfine interaction



B=1 Tesla



$$\Delta E = 2\mu B = 2g_p \mu_N B$$

$$\Delta E = 2 \cdot 2.79 \cdot 3.15 \times 10^{-8} \text{ eV/T} \cdot 1 \text{ T}$$

$$\Delta E = 1.76 \times 10^{-7} \text{ eV}$$

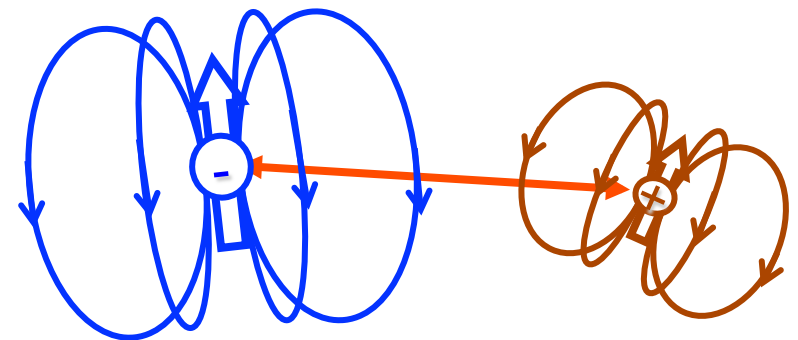
kT ~ 25 meV @ 300K

$$e^{-\frac{\Delta E}{kT}} \approx 1 - \frac{\Delta E}{kT} = 1 - \frac{1.76 \times 10^{-7}}{0.04} = 1 - 4.4 \times 10^{-6}$$

**High field  
 Low temperature  
 Paramagnetic ions**

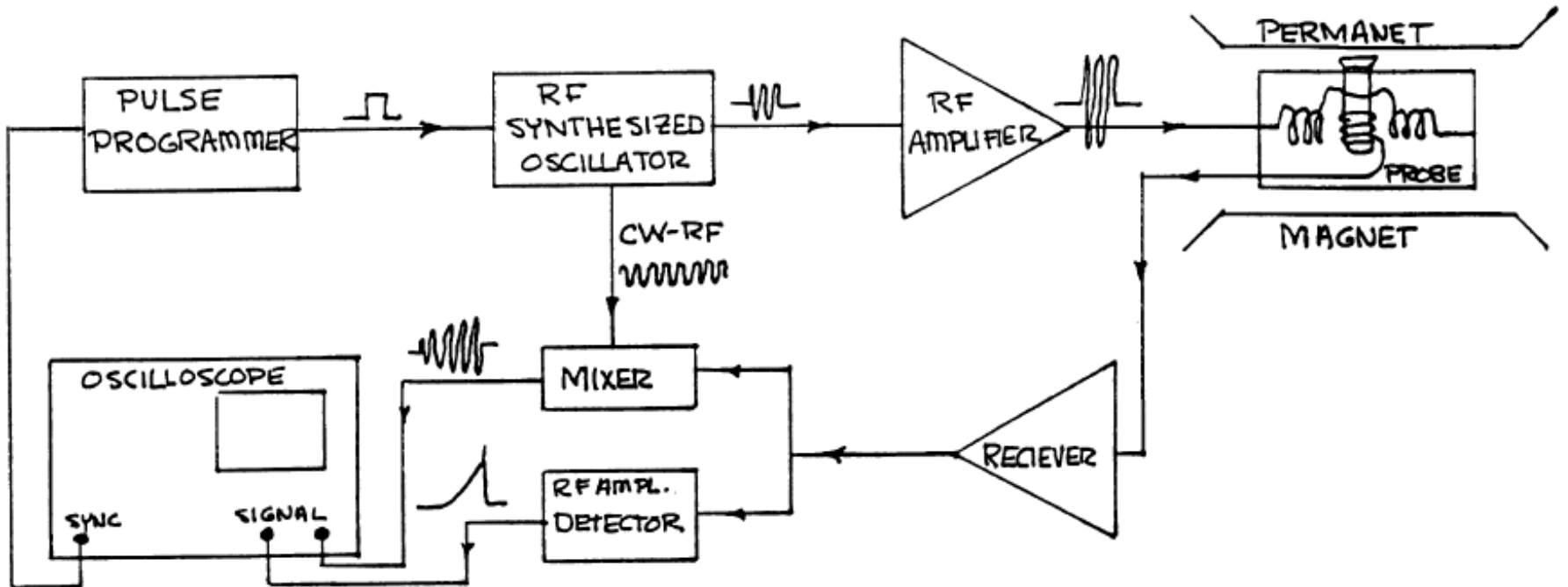
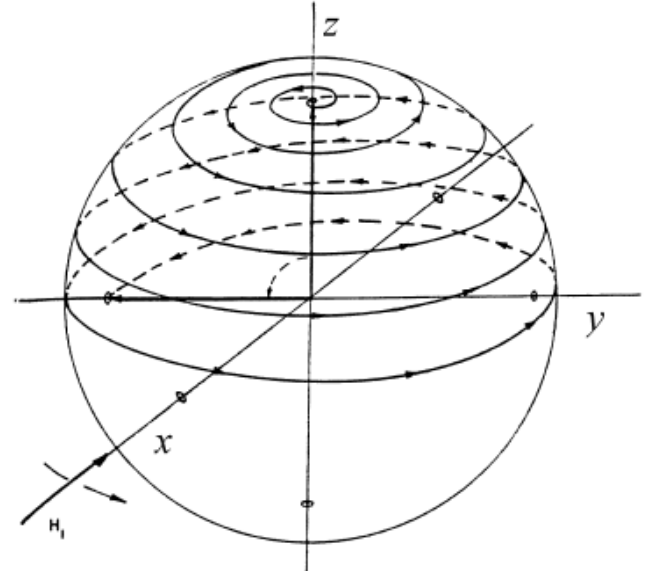
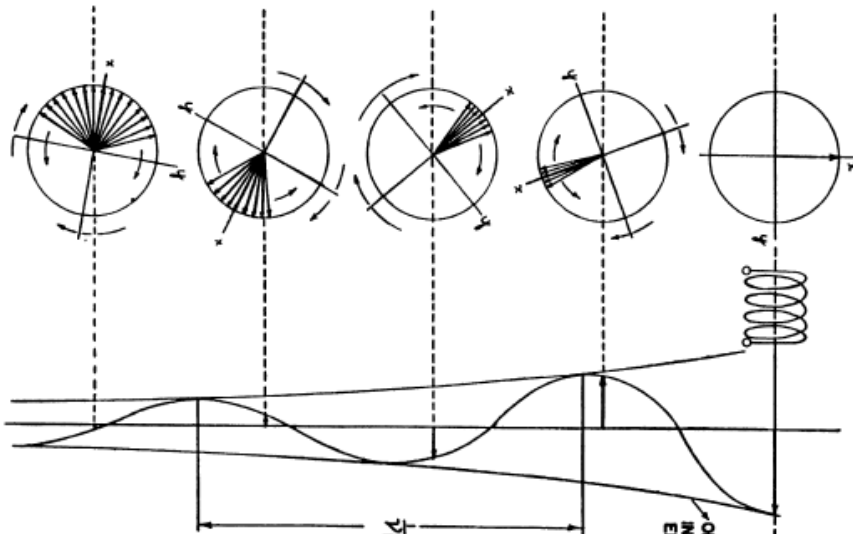
Isotope/Atom	<sup>85</sup> Rb	<sup>87</sup> Rb	<sup>23</sup> Na
Natural abundance	72.2%	27.8	100
Nuclear spin	I=5/2	3/2	3/2
Magnetic moment	$m_n = +1.35 m_p + 2.75$		+2.22

$m_e/m_p \sim g_p/g_e \sim m_e/m_p \sim 10^3$



**Hyperfine interaction**

# Pulse NMR Experiments



# What is optical pumping?

$$\frac{n_1}{n_2} = \exp\left(\frac{E_2 - E_1}{kT}\right)$$

$$k = 8.62 \times 10^{-5} \text{ eV K}^{-1}$$

$$kT \sim 0.03 \text{ eV @ } 300 \text{ K}$$

First excited state  $\sim 2\text{eV}$

The Boltzmann factor is therefore  
which implies that only about one  
is in an excited state at any given m

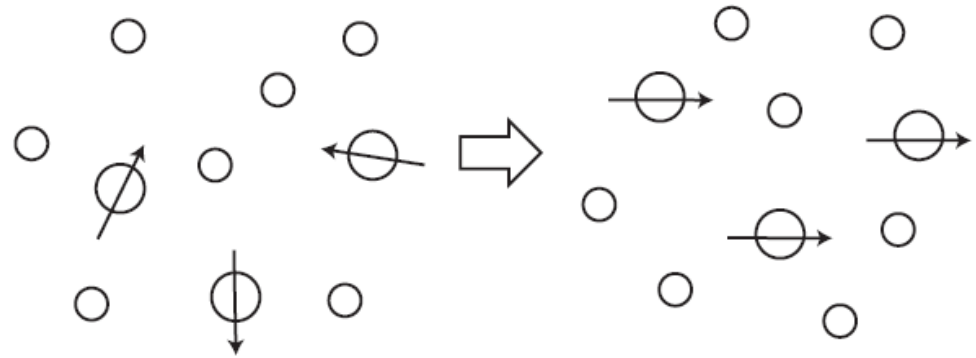


Figure 1: Optical pumping can be used to polarize a gas of atoms that have magnetic dipole moments. In practice, these atoms are often mixed with a nonpolar *buffer gas*, which helps keep the polarized atoms from touching with the walls of the container and losing their polarization.

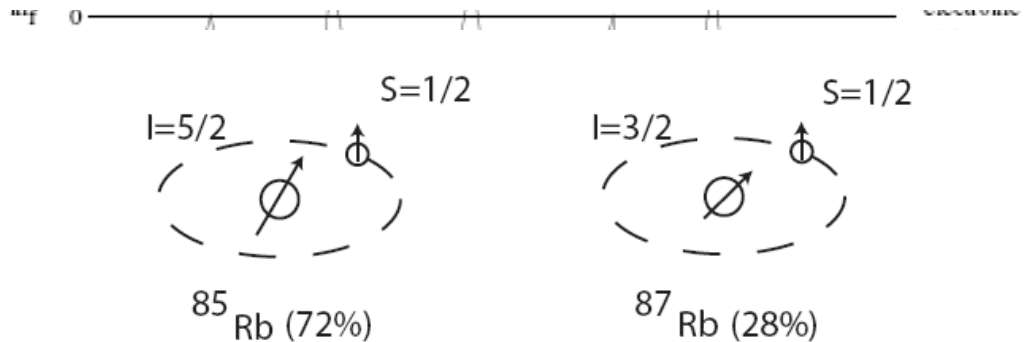


Figure 2: There are two commonly-occurring isotopes of Rubidium found in nature,  $^{85}\text{Rb}$  and  $^{87}\text{Rb}$ . Both have only one valence electron and can be approximated as one-electron atoms. The major difference between the isotopes is in the nuclear spin  $I$ .