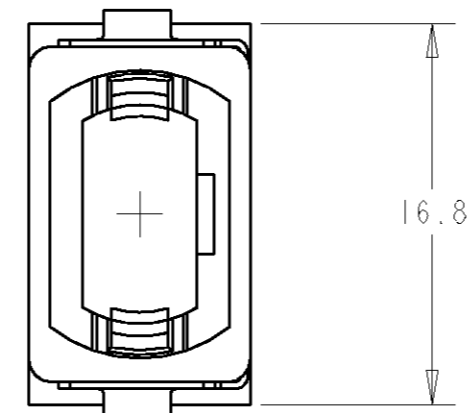
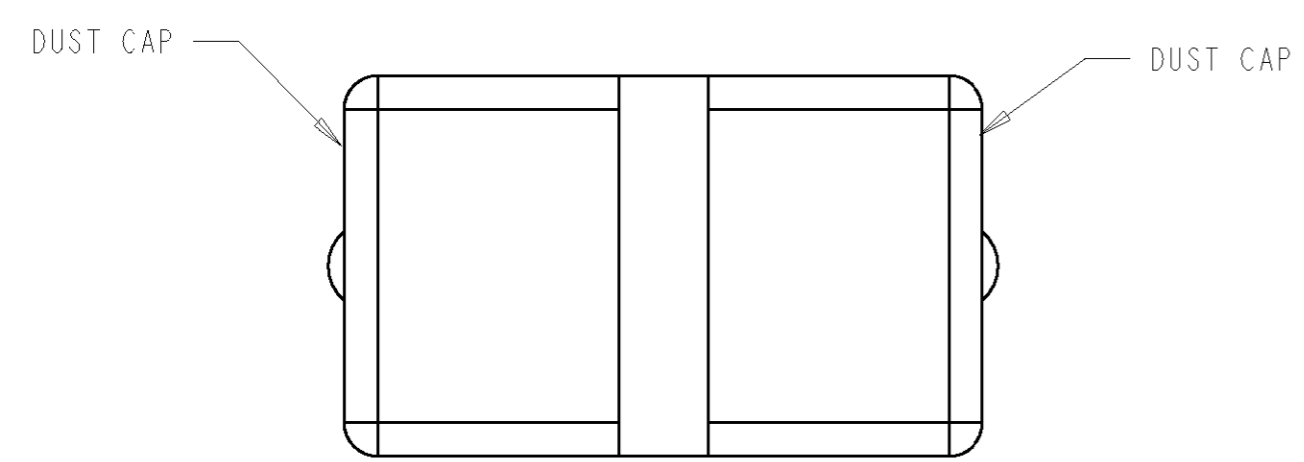
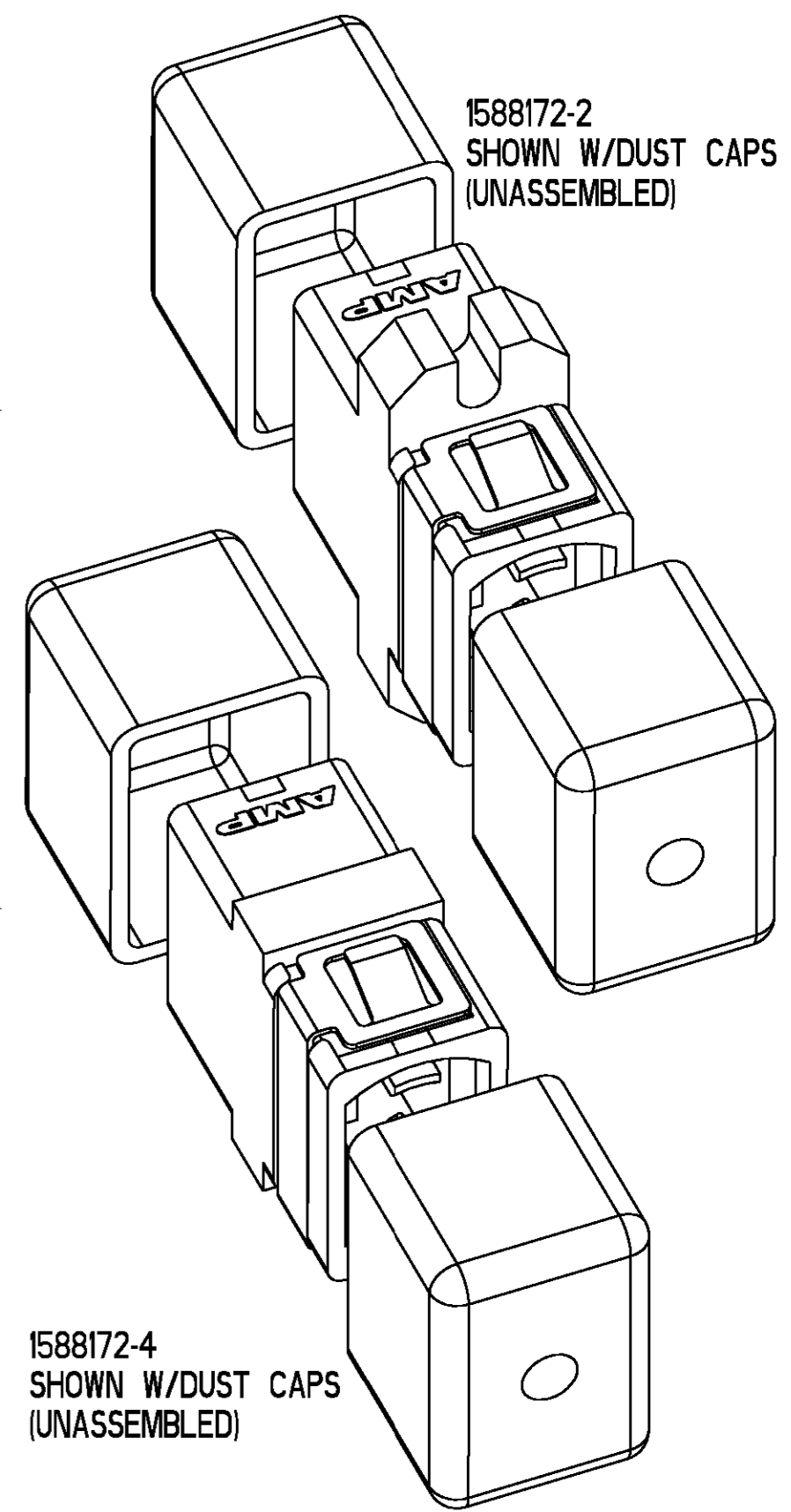
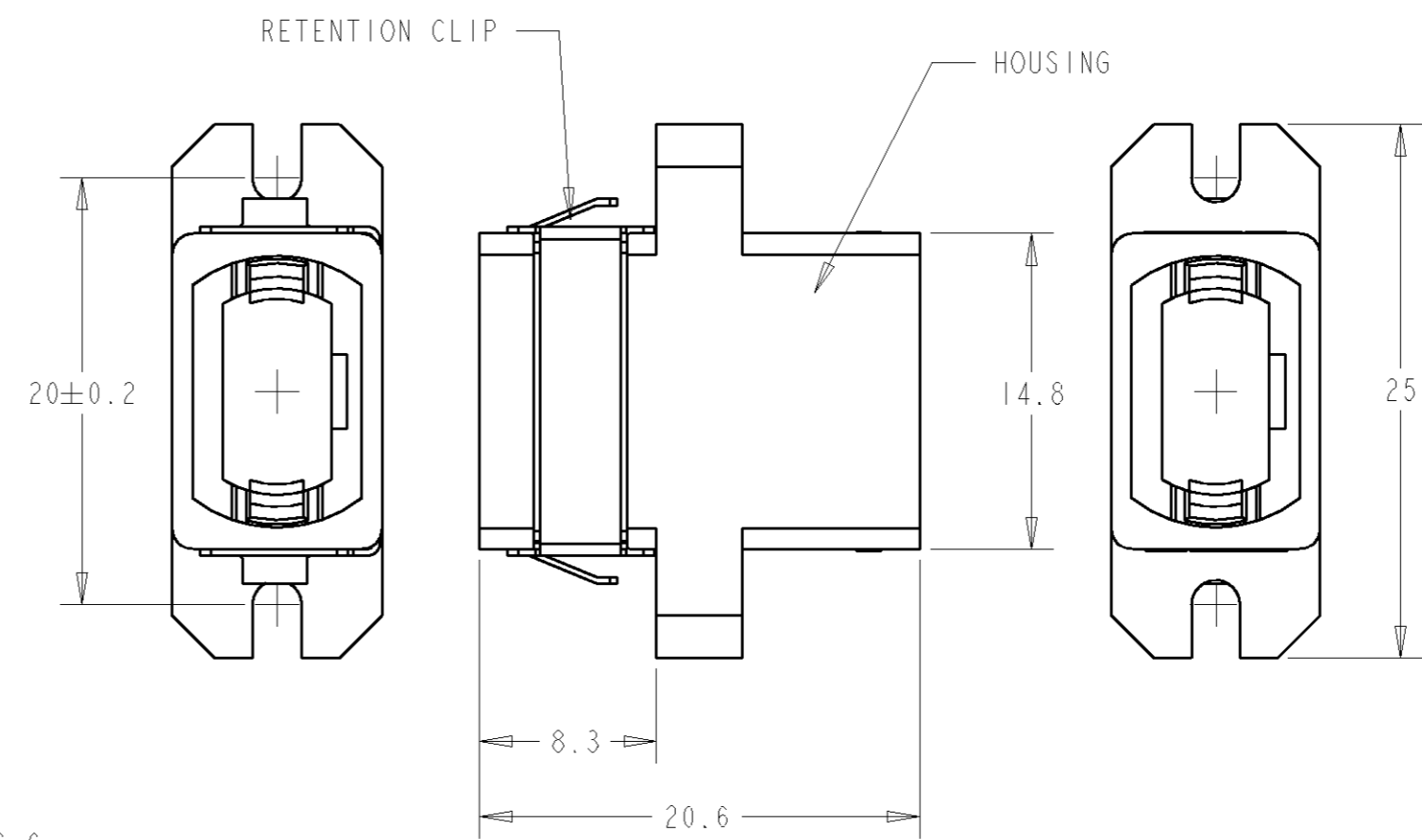
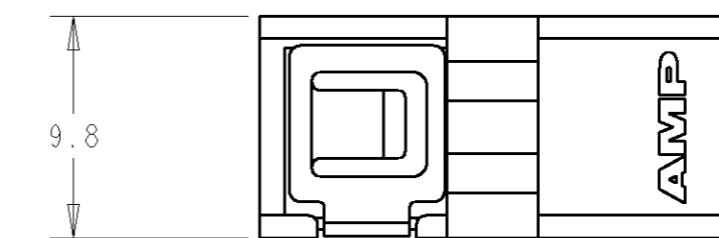
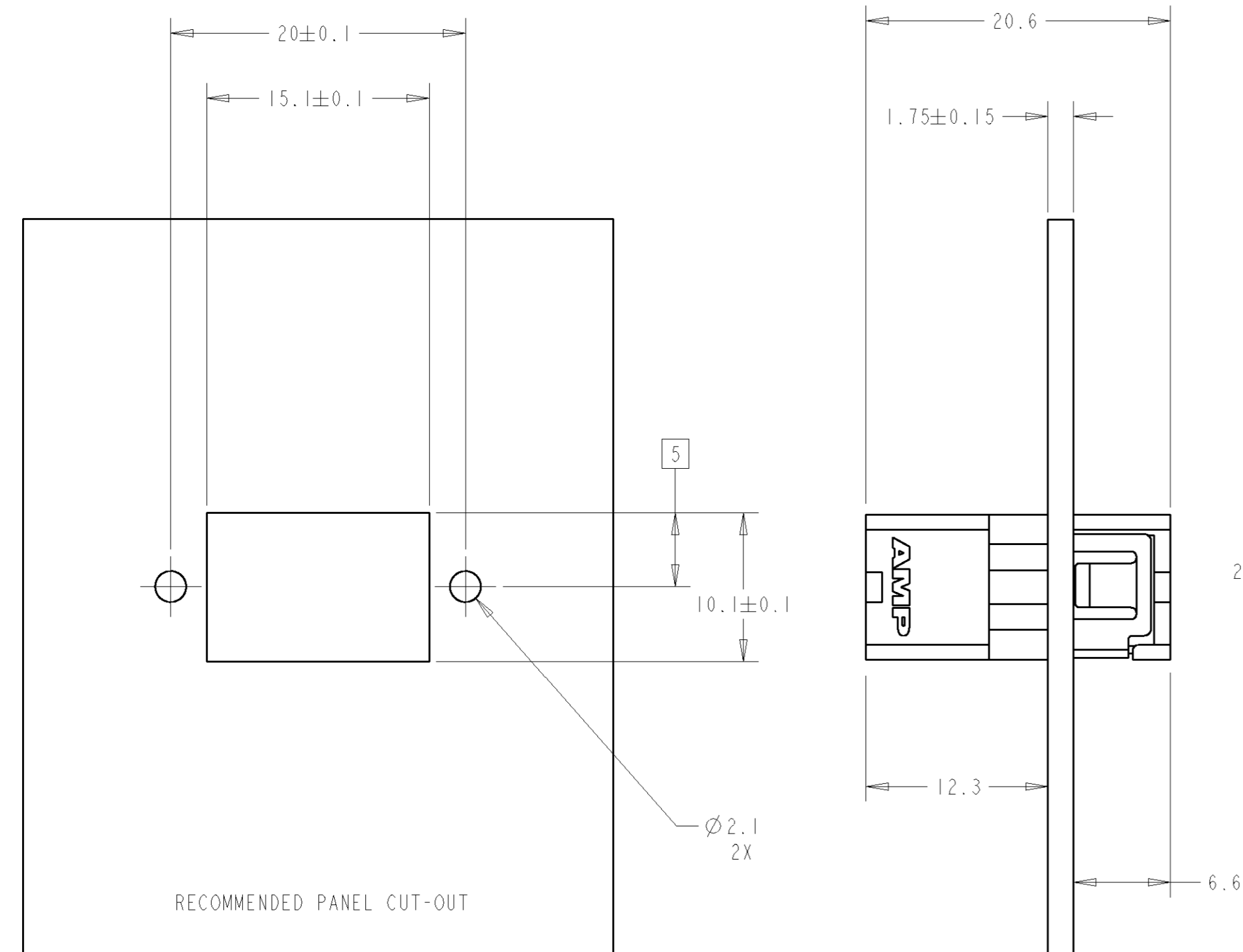


THIS DRAWING IS UNPUBLISHED. RELEASED FOR PUBLICATION 20  
 © COPYRIGHT 20 BY TYCO ELECTRONICS CORPORATION. ALL RIGHTS RESERVED.

LOC	DIST	REVISIONS					
CE	16	P	LTR	DESCRIPTION	DATE	DWN	APVD
		A		REL PER 0A00-0405-01	06DEC2001	LGE	-
		B		REV PER ECN 0A00-270-02	06MAY02	DEH	LAB
		C		REL PER EC 0A00-0220-03	12MAY03	LGE	FA
		D		REL PER EC 0A00-0174-05	26APR05	LGE	FA



**1588172-3**  
 (WITHOUT FLANGE)  
 SHOWN W/DUST CAPS  
 ASSEMBLED

**1588172-3**  
 (WITHOUT FLANGE)

**1588172-4**  
 (WITHOUT FLANGE)  
 (WITH CLIP)

DESCRIPTION	PART NO.
MPO ADAPTER W/FLANGE	1588172-10
MPO ADAPTER W/FLANGE, AND CLIP	1588172-9
MPO ADAPTER W/O FLANGE W/ CLIP	1588172-8
MPO ADAPTER W/O FLANGE	1588172-7
MPO ADAPTER W/ FLANGE AND CLIP	1588172-6
MPO ADAPTER W/ FLANGE	1588172-5
MPO ADAPTER W/O FLANGE AND W/CLIP	1588172-4
MPO ADAPTER W/O FLANGE	1588172-3
MPO ADAPTER W/FLANGE, AND CLIP	1588172-2
MPO ADAPTER W/FLANGE	1588172-1

5  
 5  
 5  
 5

- NOTES:
1. MOUNTS IN 1.75mm BULKHEAD.
  2. (OPTIONAL) USE #2 SCREWS AND NUTS (NOT PROVIDED).
  3. MEETS THE ADAPTER INTERFACE DIMENSIONS AS SPECIFIED IN IEC 61754-7.
  4. COLOR: BLACK
- 5 BULK PACK 50 PCS.

THIS DRAWING IS A CONTROLLED DOCUMENT FOR TYCO ELECTRONICS CORPORATION. IT IS SUBJECT TO CHANGE AND THE CONTROLLING ENGINEERING ORGANIZATION SHOULD BE CONTACTED FOR THE LATEST REVISION.

DIMENSIONS:	TOLERANCES UNLESS OTHERWISE SPECIFIED:	DWN	06DEC2001	Tyco Electronics Harrisburg, PA 17105-3608			
mm	0 PLC ±	CHK	06DEC2001				
	1 PLC ±.1	APVD	06DEC2001				
	2 PLC ±.05	NAME	F. ABENDSCHEIN				
	3 PLC ±	PRODUCT SPEC		MPO ADAPTER ASSY, RETENTION CLIP AND PANEL ASSY.			
	4 PLC ±	APPLICATION SPEC		SIZE	CAGE CODE	DRAWING NO.	RESTRICTED TO
MATERIAL	FINISH	WEIGHT		A2	00779	1588172	-
		CUSTOMER DRAWING		SCALE	NTS	SHEET	OF 1