

Ethernet Magnetics

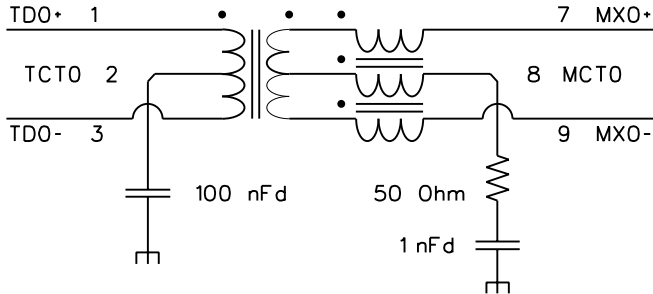
Switch or Phys

RJ-45 or Backplane

Front Panel RJ-45

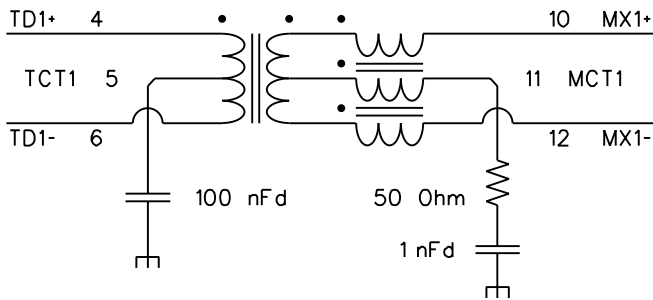
AMP 1888653-4

Pin Assignments



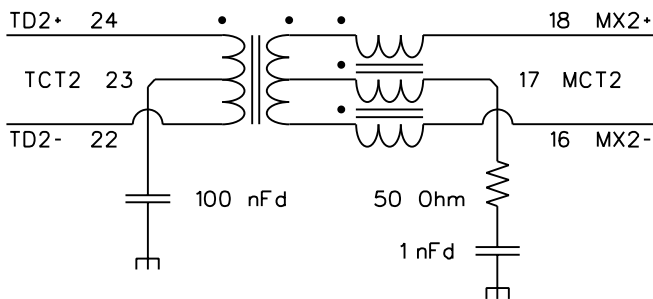
Circuit	Pin
0+, DA+	1
0-, DA-	2
1+, DB+	3
1-, DB-	6
2+, DC+	4
2-, DC-	5
3+, DD+	7
3-, DD-	8

The Condo RJ-45 geometry has pin numbers that are correct for both sections (i.e. tabs up and down).

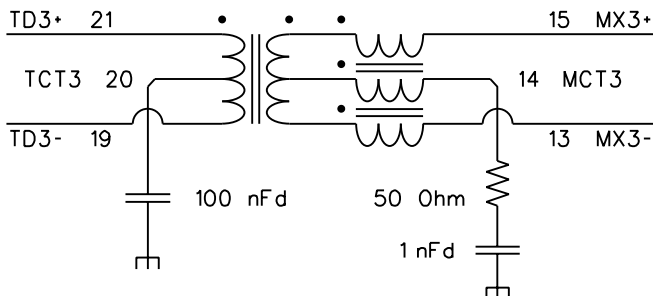


ATCA Backplane
Hub Slot Base Interface
Pin Assignments

Circuit	Pin
0+, DA+	A
0-, DA-	B
1+, DB+	C
1-, DB-	D
2+, DC+	E
2-, DC-	F
3+, DD+	G
3-, DD-	H



For a given Ethernet 4 pair connection routing may swap sections within one set of magnetics.



In a given section of magnetics routing may swap the Dir and Cmp pins just as long as this swap is made at both the input and output of that section.

Magnetics
Pulse HX5201NL