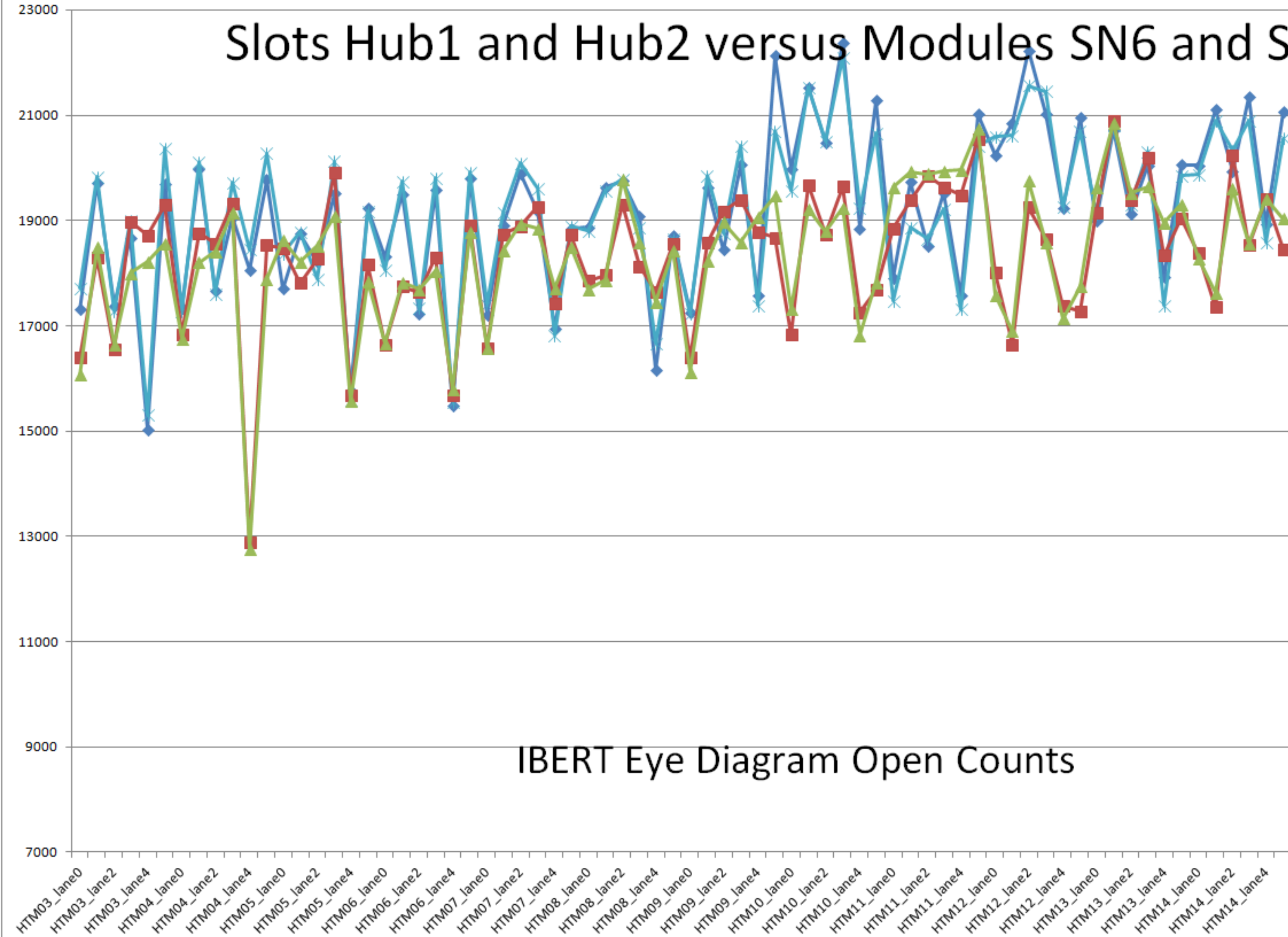


Slots Hub1 and Hub2 versus Modules SN6 and SN7

IBERT
@6.4Gbps
PRBS-31

DFE OFF
Equalizer ON



- O HUB1_SN6 27:28-Oct-2018_avg
- O HUB1_SN7 12:23-Oct-2018_avg
- O HUB2_SN7 27:28-Oct-2018_avg
- O HUB2_SN6 12:23-Oct-2018_avg

Hub1: S/N 6 or 7
FW:IBERT+IPbus
rev 12-Sep-2018

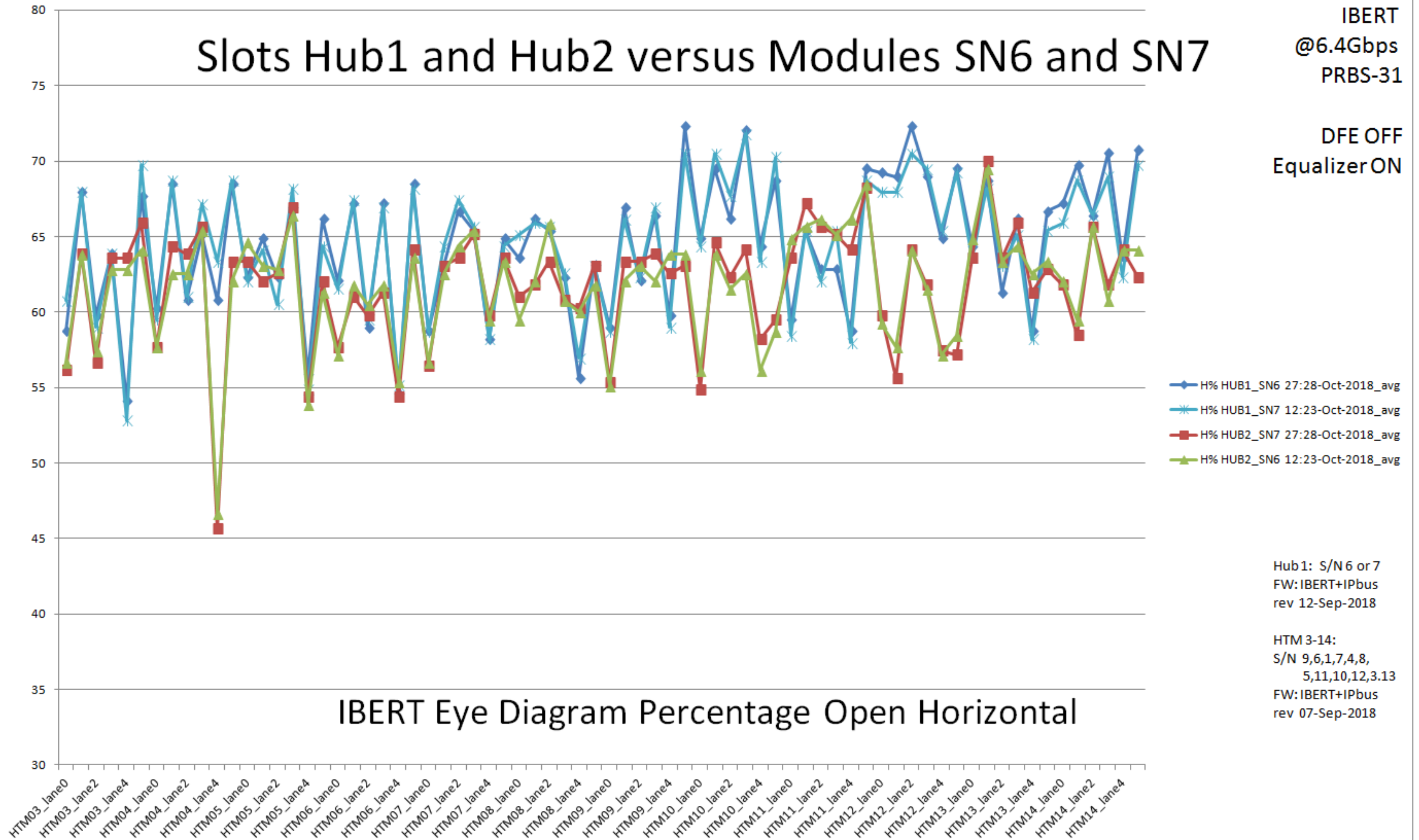
HTM 3-14:
S/N 9,6,1,7,4,8,
5,11,10,12,3.13
FW:IBERT+IPbus
rev 07-Sep-2018

IBERT Eye Diagram Open Counts

Slots Hub1 and Hub2 versus Modules SN6 and SN7

IBERT
@6.4Gbps
PRBS-31

DFE OFF
Equalizer ON



IBERT Eye Diagram Percentage Open Horizontal

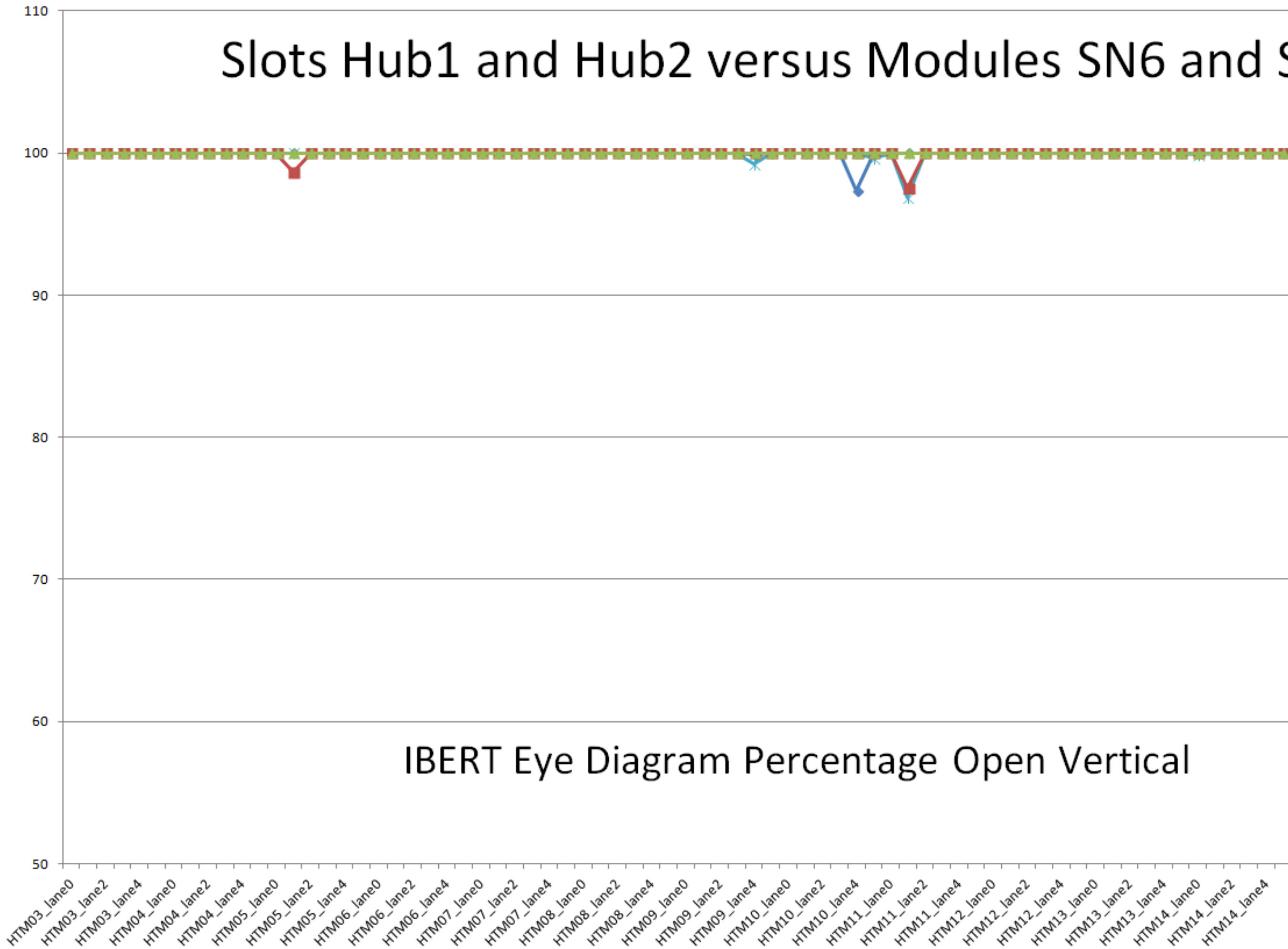
Hub1: S/N 6 or 7
FW: IBERT+IPbus
rev 12-Sep-2018

HTM 3-14:
S/N 9,6,1,7,4,8,
5,11,10,12,3,13
FW: IBERT+IPbus
rev 07-Sep-2018

Slots Hub1 and Hub2 versus Modules SN6 and SN7

IBERT
@6.4Gbps
PRBS-31

DFE OFF
Equalizer ON



- V% HUB1_SN6 27:28-Oct-2018_avg
- V% HUB1_SN7 12:23-Oct-2018_avg
- V% HUB2_SN7 27:28-Oct-2018_avg
- V% HUB2_SN6 12:23-Oct-2018_avg

IBERT Eye Diagram Percentage Open Vertical

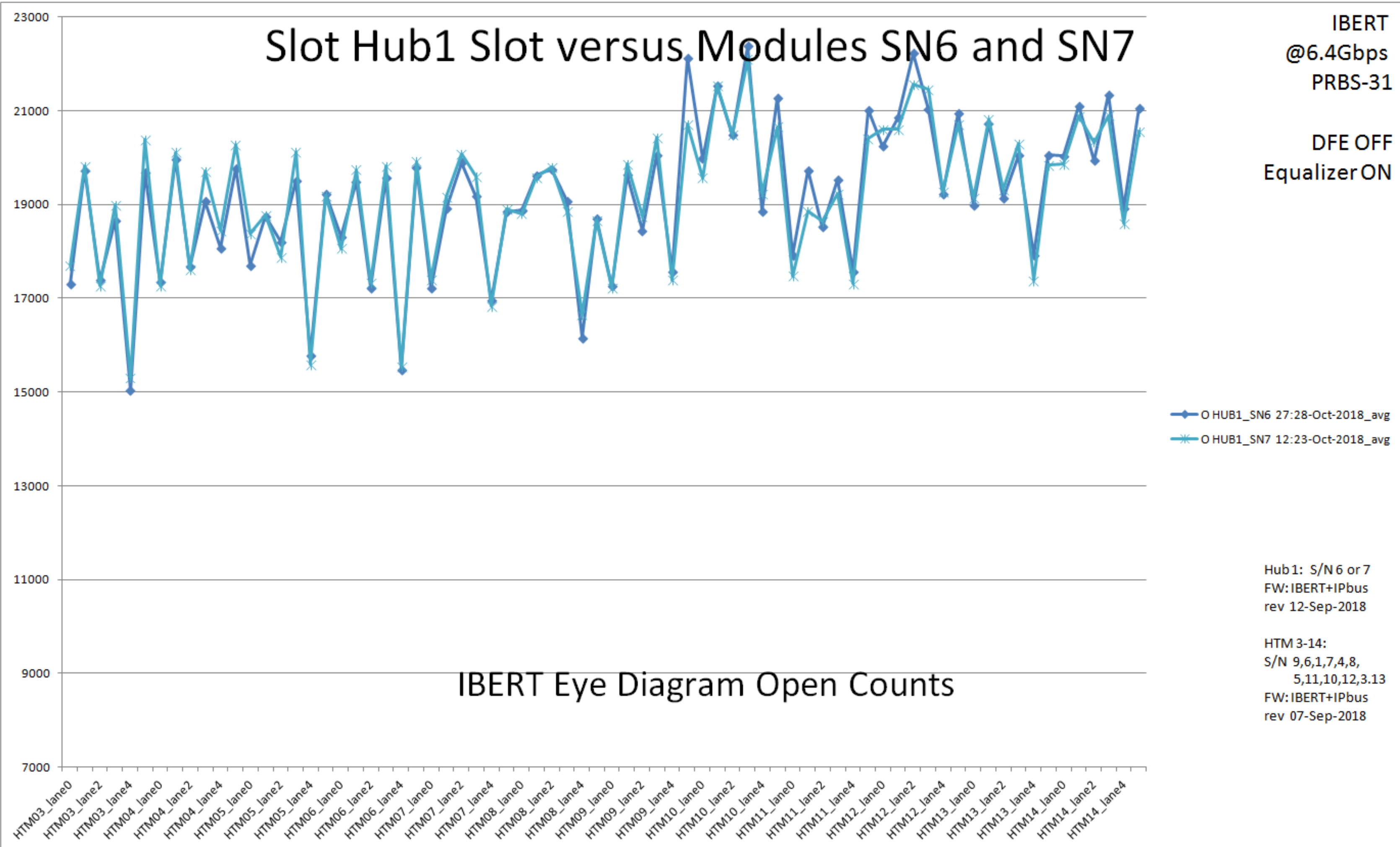
Hub1: S/N 6 or 7
FW: IBERT+IPbus
rev 12-Sep-2018

HTM 3-14:
S/N 9,6,1,7,4,8,
5,11,10,12,3,13
FW: IBERT+IPbus
rev 07-Sep-2018

Slot Hub1 Slot versus Modules SN6 and SN7

IBERT
@6.4Gbps
PRBS-31

DFE OFF
Equalizer ON



IBERT Eye Diagram Open Counts

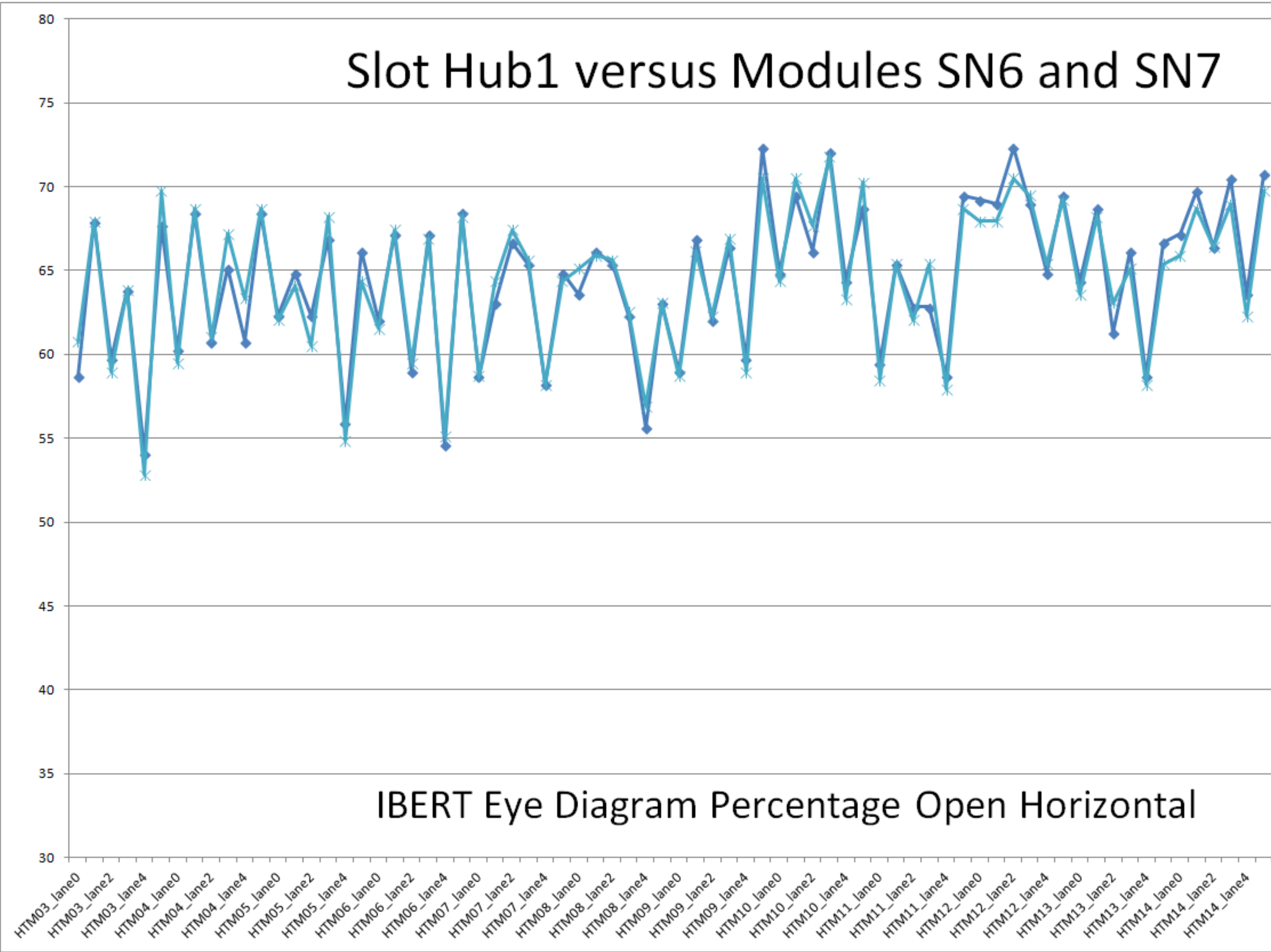
Hub1: S/N 6 or 7
FW: IBERT+IPbus
rev 12-Sep-2018

HTM 3-14:
S/N 9,6,1,7,4,8,
5,11,10,12,3,13
FW: IBERT+IPbus
rev 07-Sep-2018

Slot Hub1 versus Modules SN6 and SN7

IBERT
@6.4Gbps
PRBS-31

DFE OFF
Equalizer ON



◆ H% HUB1_SN6 27:28-Oct-2018_avg
* H% HUB1_SN7 12:23-Oct-2018_avg

Hub1: S/N 6 or 7
FW: IBERT+IPbus
rev 12-Sep-2018

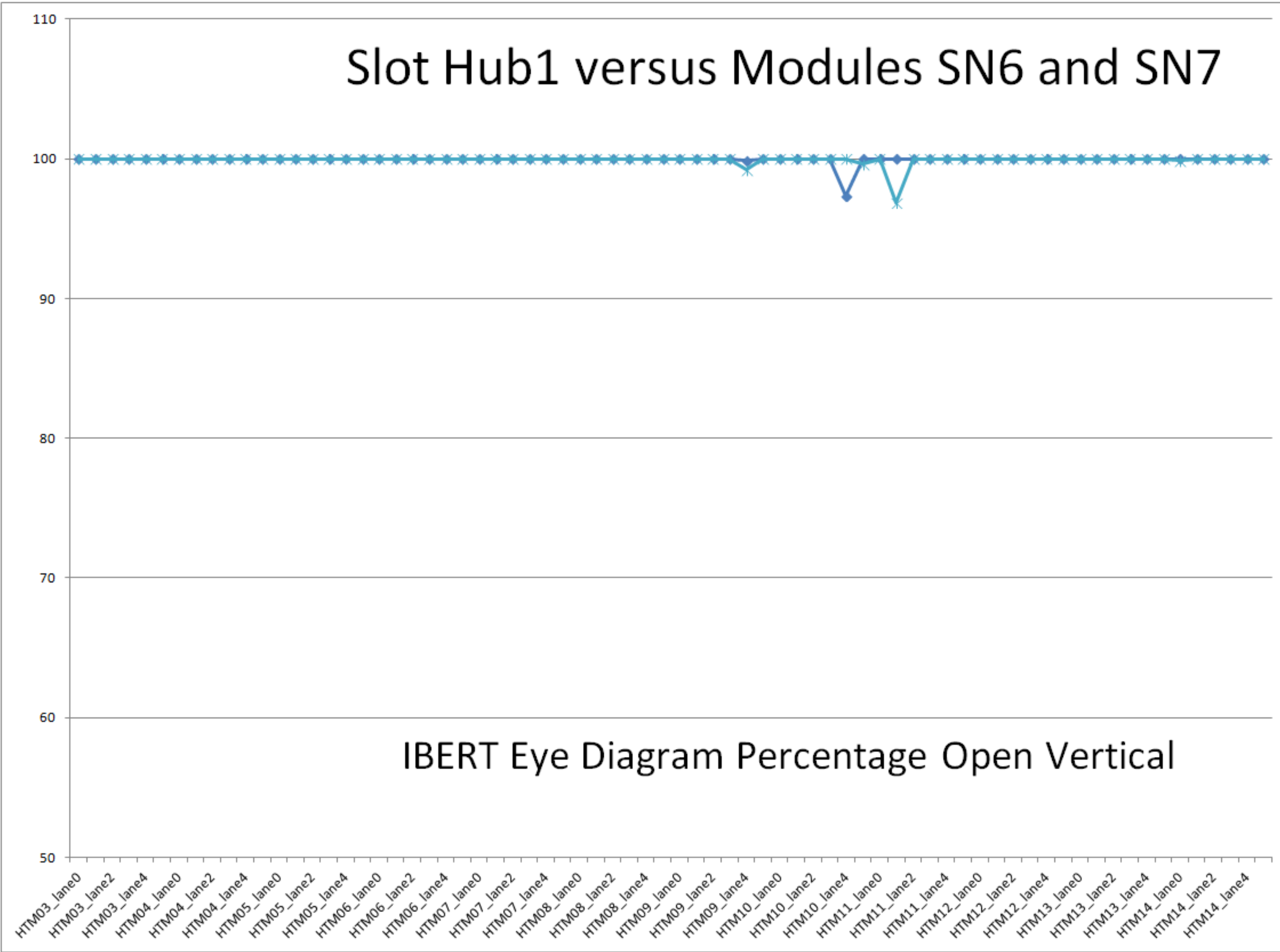
HTM 3-14:
S/N 9,6,1,7,4,8,
5,11,10,12,3.13
FW: IBERT+IPbus
rev 07-Sep-2018

IBERT Eye Diagram Percentage Open Horizontal

Slot Hub1 versus Modules SN6 and SN7

IBERT
@6.4Gbps
PRBS-31

DFE OFF
Equalizer ON



◆ V% HUB1_SN6 27:28-Oct-2018_avg
* V% HUB1_SN7 12:23-Oct-2018_avg

Hub1: S/N 6 or 7
FW: IBERT+IPbus
rev 12-Sep-2018

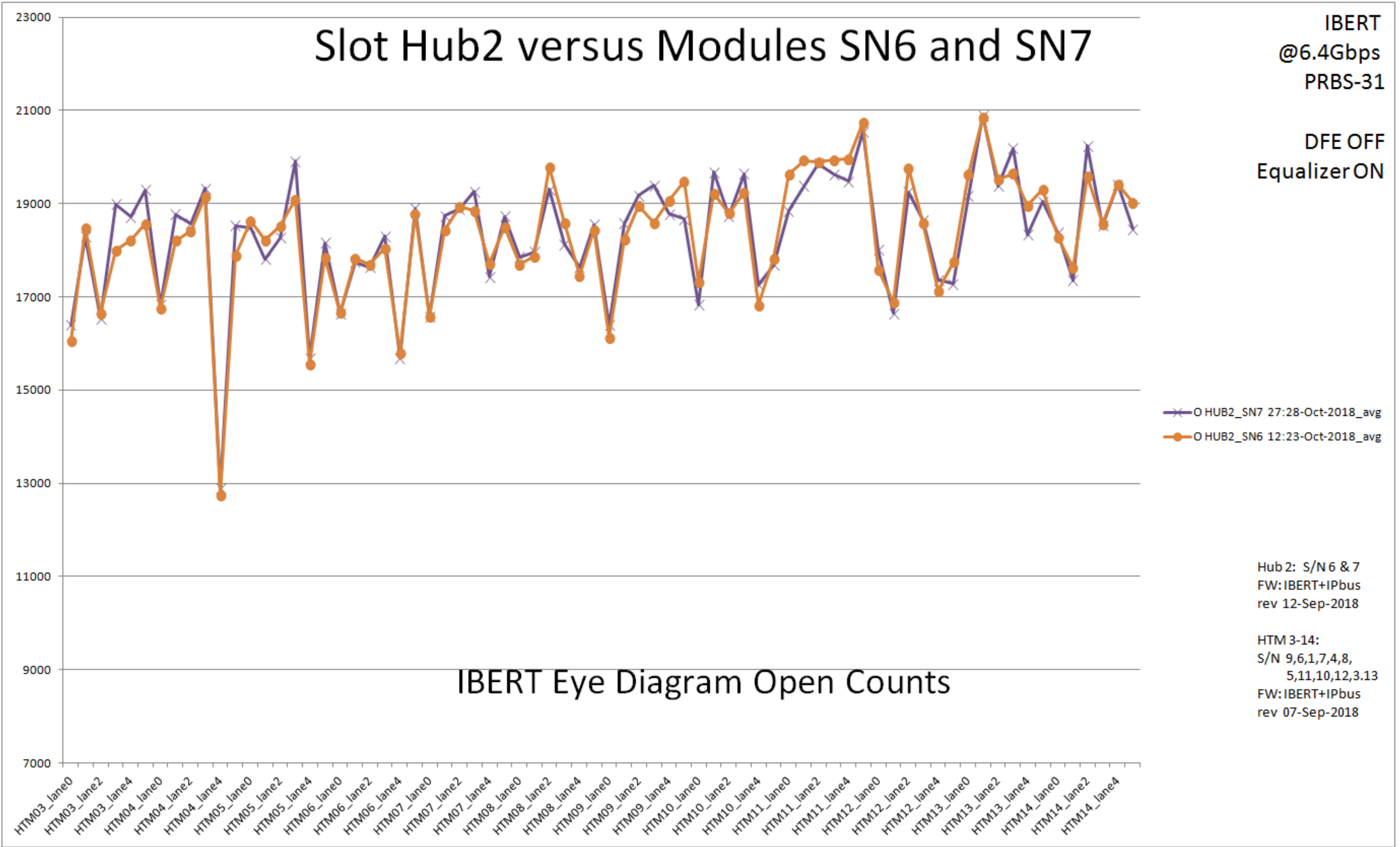
HTM 3-14:
S/N 9,6,1,7,4,8,
5,11,10,12,3.13
FW: IBERT+IPbus
rev 07-Sep-2018

IBERT Eye Diagram Percentage Open Vertical

Slot Hub2 versus Modules SN6 and SN7

IBERT
@6.4Gbps
PRBS-31

DFE OFF
Equalizer ON



IBERT Eye Diagram Open Counts

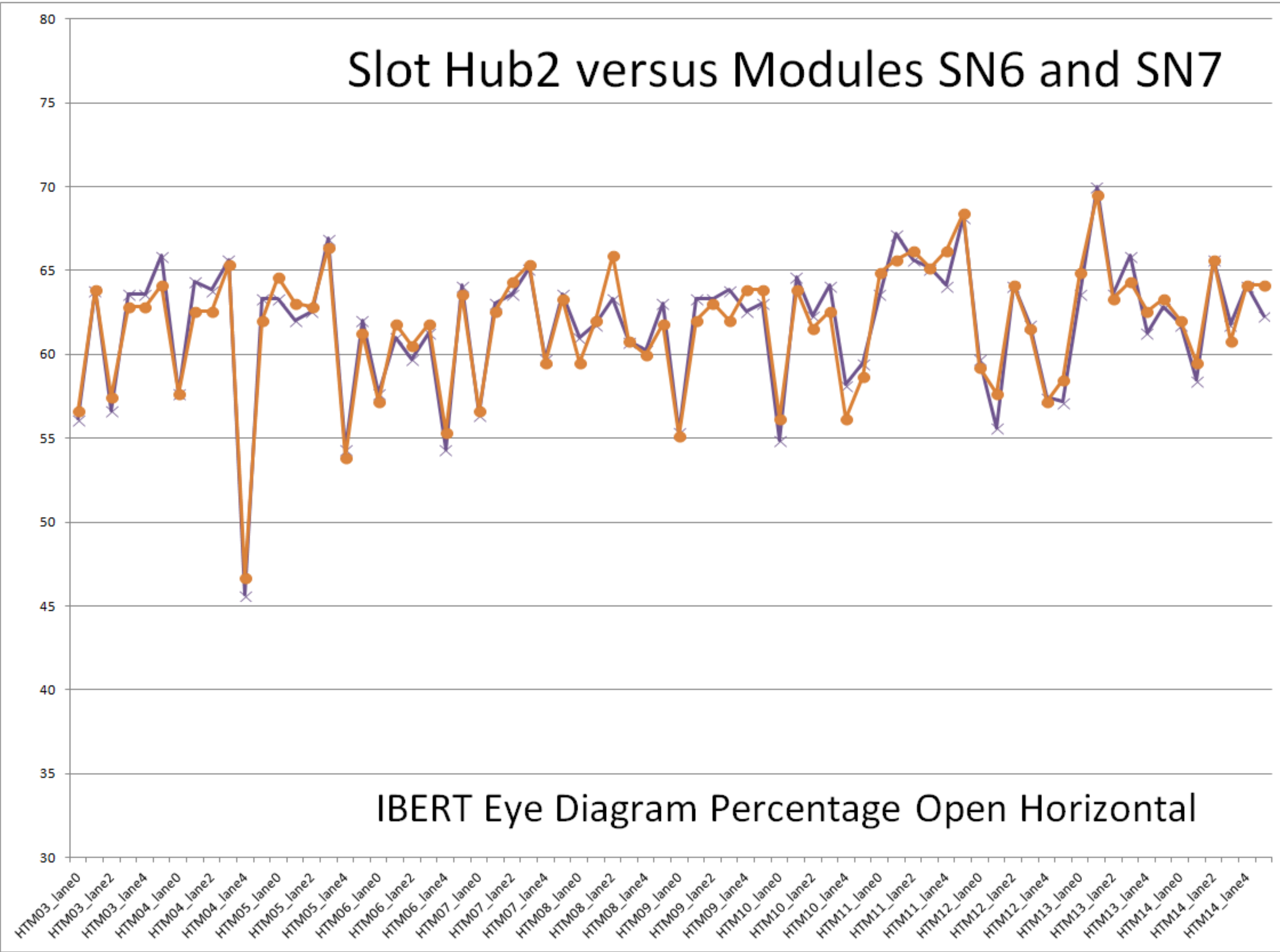
Hub 2: S/N 6 & 7
FW: IBERT+IPbus
rev 12-Sep-2018

HTM 3-14:
S/N 9,6,1,7,4,8,
5,11,10,12,3,13
FW: IBERT+IPbus
rev 07-Sep-2018

Slot Hub2 versus Modules SN6 and SN7

IBERT
@6.4Gbps
PRBS-31

DFE OFF
Equalizer ON



x H% HUB2_SN7 27:28-Oct-2018_avg
● H% HUB2_SN6 12:23-Oct-2018_avg

Hub 2: S/N 6 & 7
FW: IBERT+IPbus
rev 12-Sep-2018

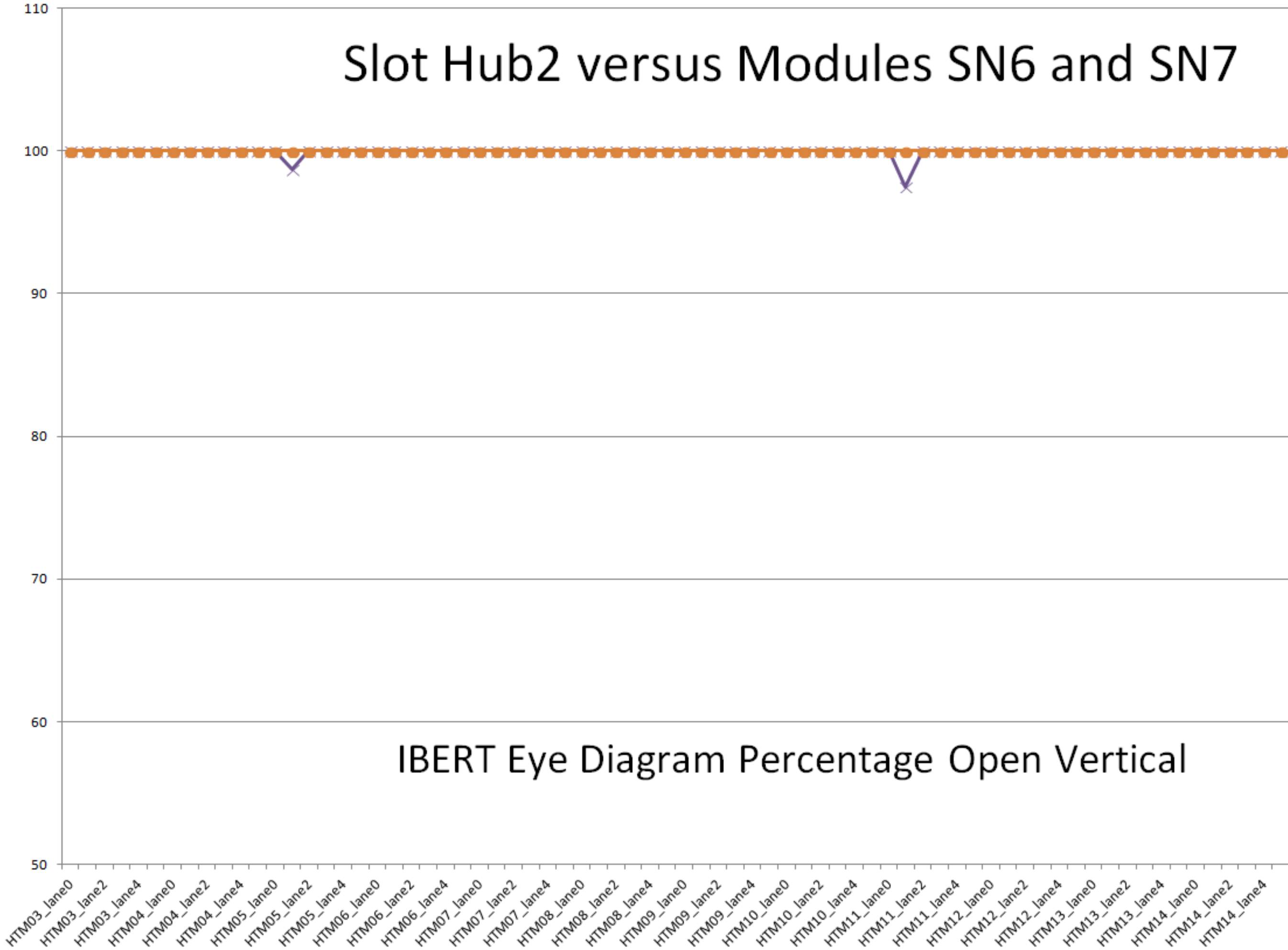
HTM 3-14:
S/N 9,6,1,7,4,8,
5,11,10,12,3,13
FW: IBERT+IPbus
rev 07-Sep-2018

IBERT Eye Diagram Percentage Open Horizontal

Slot Hub2 versus Modules SN6 and SN7

IBERT
@6.4Gbps
PRBS-31

DFE OFF
Equalizer ON



V% HUB2_SN7 27:28-Oct-2018_avg
V% HUB2_SN6 12:23-Oct-2018_avg

IBERT Eye Diagram Percentage Open Vertical

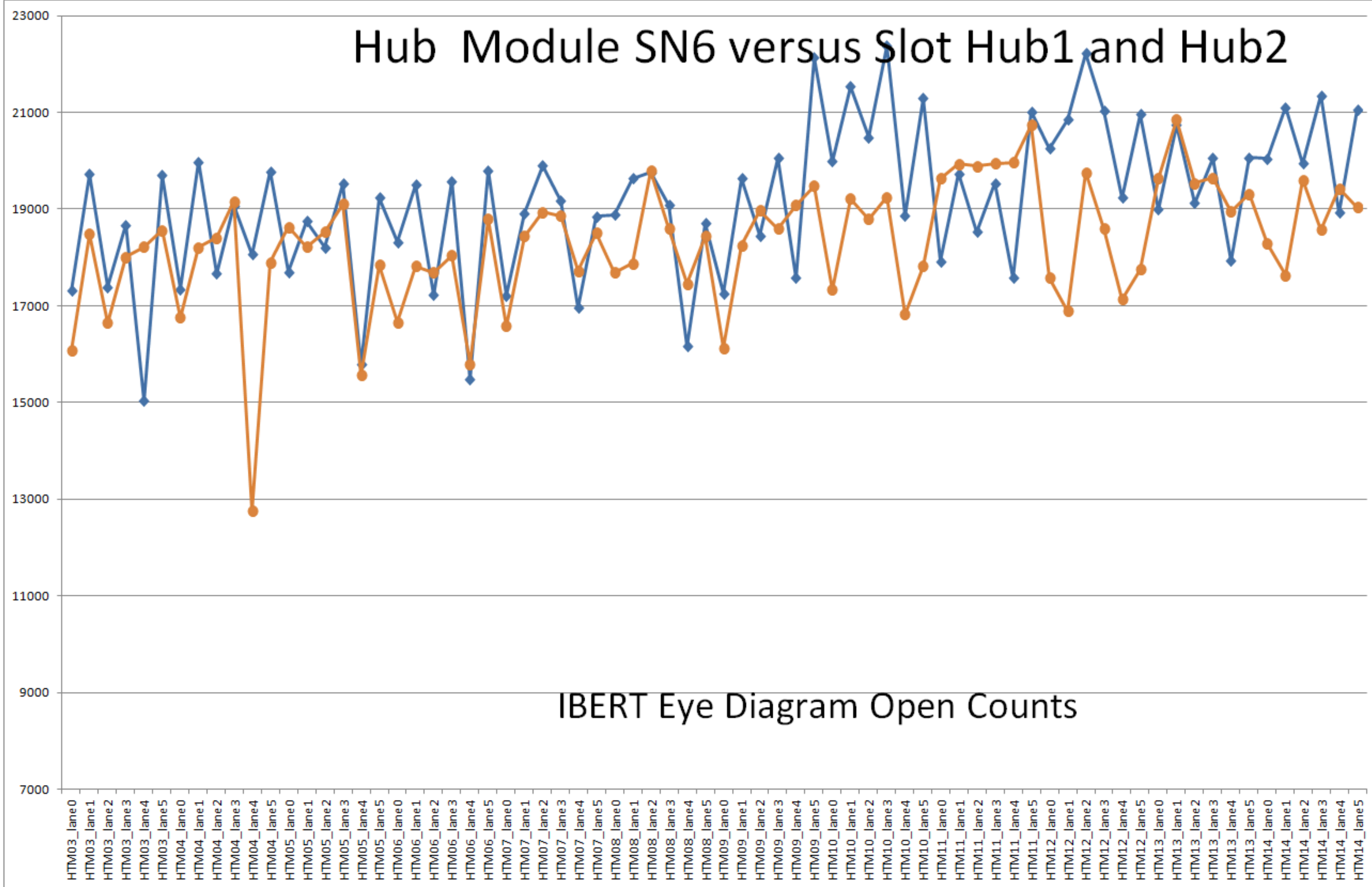
Hub 2: S/N 6 & 7
FW: IBERT+IPbus
rev 12-Sep-2018

HTM 3-14:
S/N 9,6,1,7,4,8,
5,11,10,12,3,13
FW: IBERT+IPbus
rev 07-Sep-2018

Hub Module SN6 versus Slot Hub1 and Hub2

IBERT
@6.4Gbps
PRBS-31

DFE OFF
Equalizer ON



IBERT Eye Diagram Open Counts

Hub 1: S/N 6
FW: IBERT+IPbus
rev 12-Sep-2018

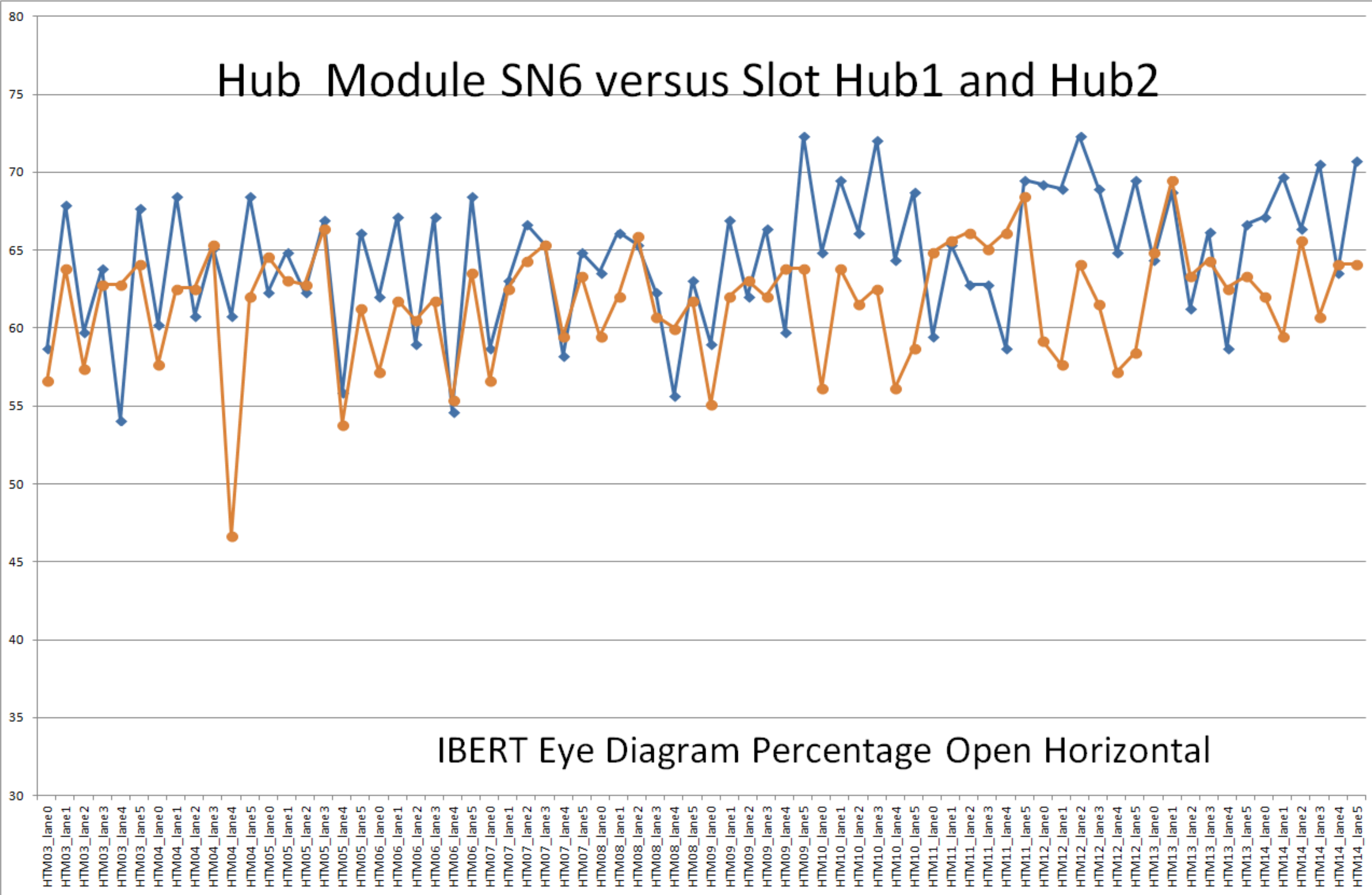
Hub 2: S/N 6
FW: IBERT+IPbus
rev 12-Sep-2018

HTM 3-14:
S/N 9,6,1,7,4,8,
5,11,10,12,3,13
FW: IBERT+IPbus
rev 07-Sep-2018

Hub Module SN6 versus Slot Hub1 and Hub2

IBERT
@6.4Gbps
PRBS-31

DFE OFF
Equalizer ON



◆ H% HUB1_SN6 27:28-Oct-2018_avg
● H% HUB2_SN6 12:23-Oct-2018_avg

Hub1: S/N 6
FW: IBERT+IPbus
rev 12-Sep-2018

Hub2: S/N 6
FW: IBERT+IPbus
rev 12-Sep-2018

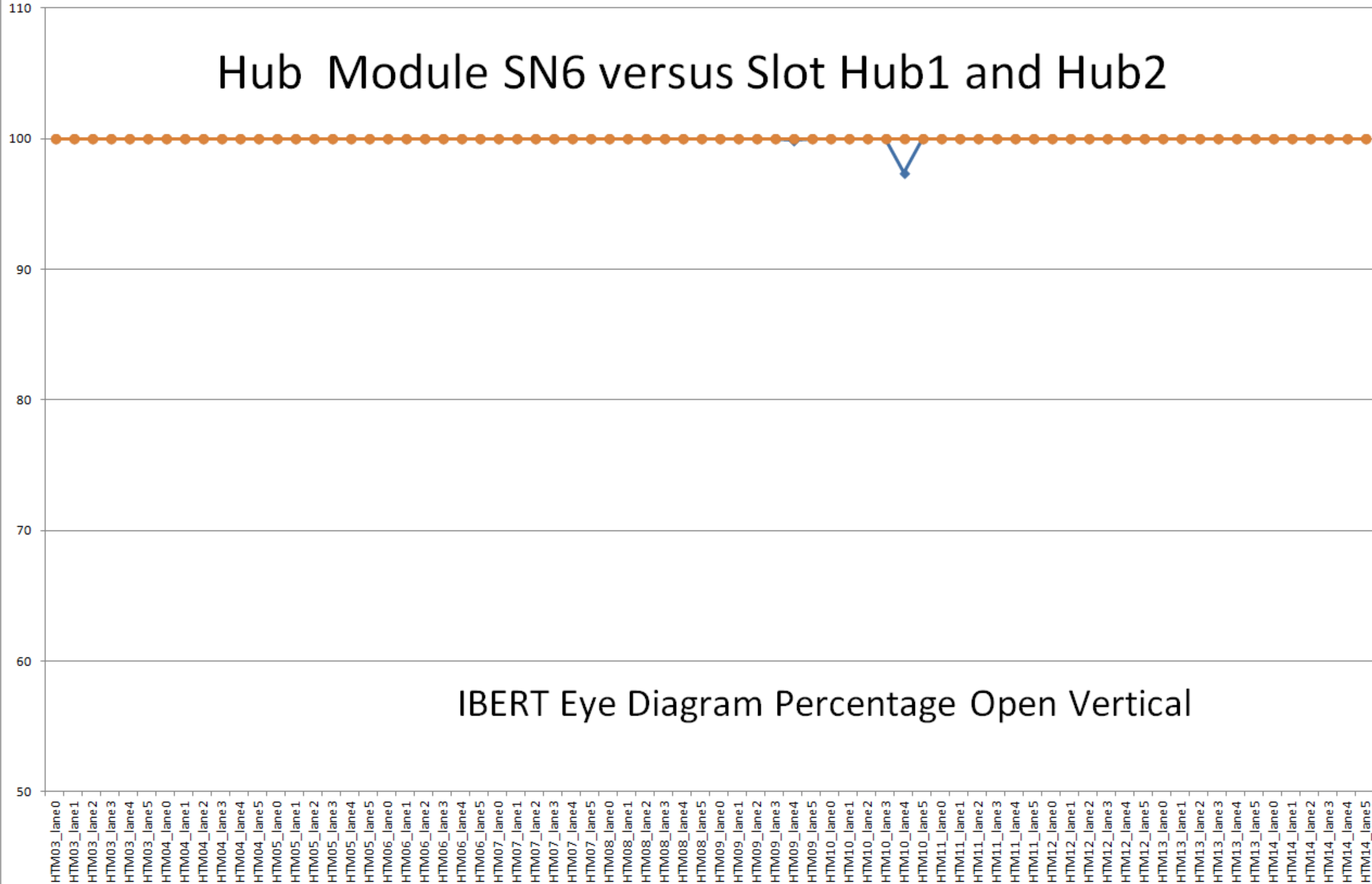
HTM 3-14:
S/N 9,6,1,7,4,8,
5,11,10,12,3,13
FW: IBERT+IPbus
rev 07-Sep-2018

IBERT Eye Diagram Percentage Open Horizontal

Hub Module SN6 versus Slot Hub1 and Hub2

IBERT
@6.4Gbps
PRBS-31

DFE OFF
Equalizer ON



V% HUB1_SN6 27:28-Oct-2018_avg
V% HUB2_SN6 12:23-Oct-2018_avg

IBERT Eye Diagram Percentage Open Vertical

Hub 1: S/N 6
FW: IBERT+IPbus
rev 12-Sep-2018

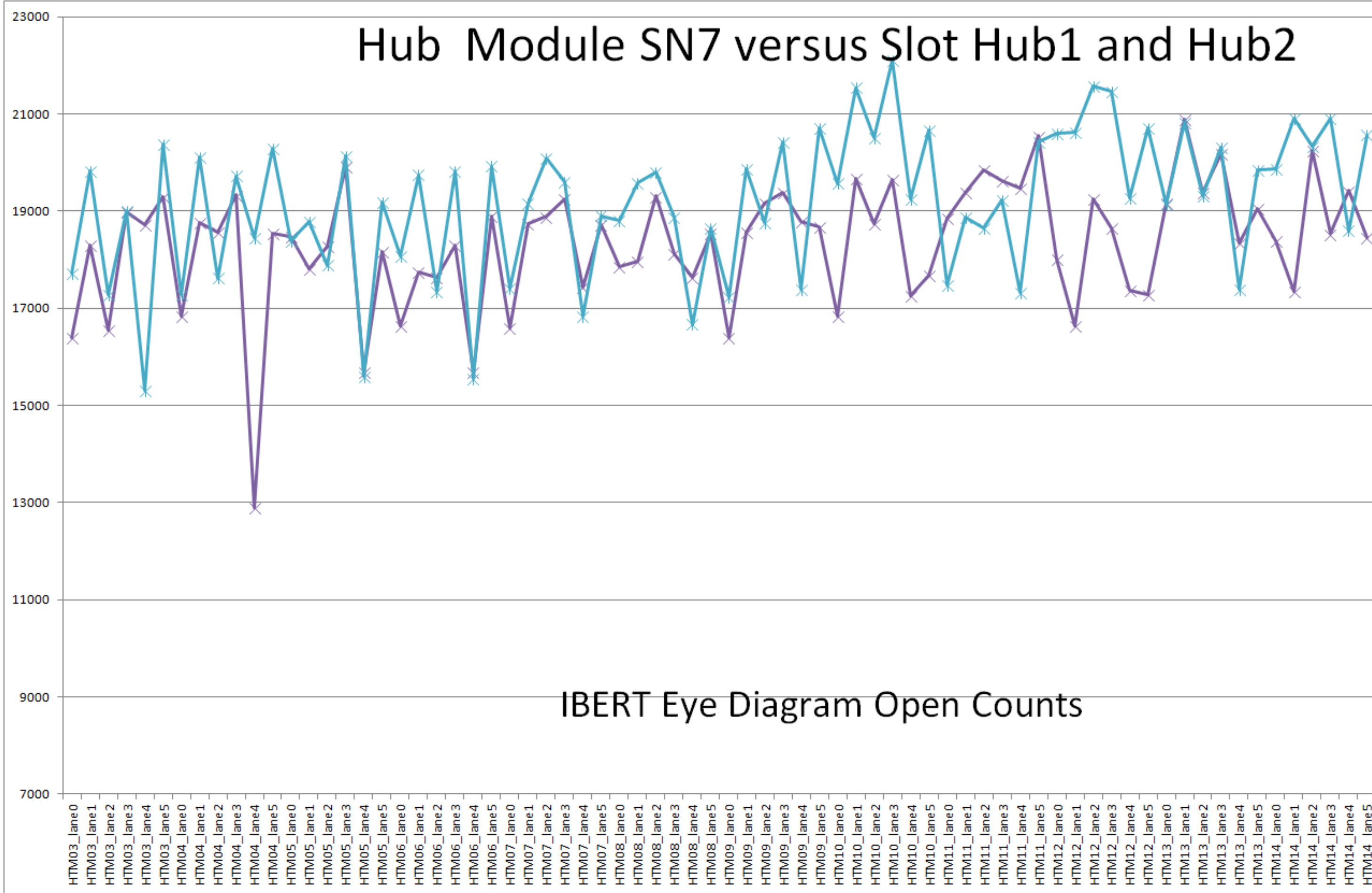
Hub 2: S/N 6
FW: IBERT+IPbus
rev 12-Sep-2018

HTM 3-14:
S/N 9,6,1,7,4,8,
5,11,10,12,3,13
FW: IBERT+IPbus
rev 07-Sep-2018

Hub Module SN7 versus Slot Hub1 and Hub2

IBERT
@6.4Gbps
PRBS-31

DFE OFF
Equalizer ON



x O HUB2_SN7 27:28-Oct-2018_avg
* O HUB1_SN7 12:23-Oct-2018_avg

IBERT Eye Diagram Open Counts

Hub 1: S/N 7
FW: IBERT+IPbus
rev 12-Sep-2018

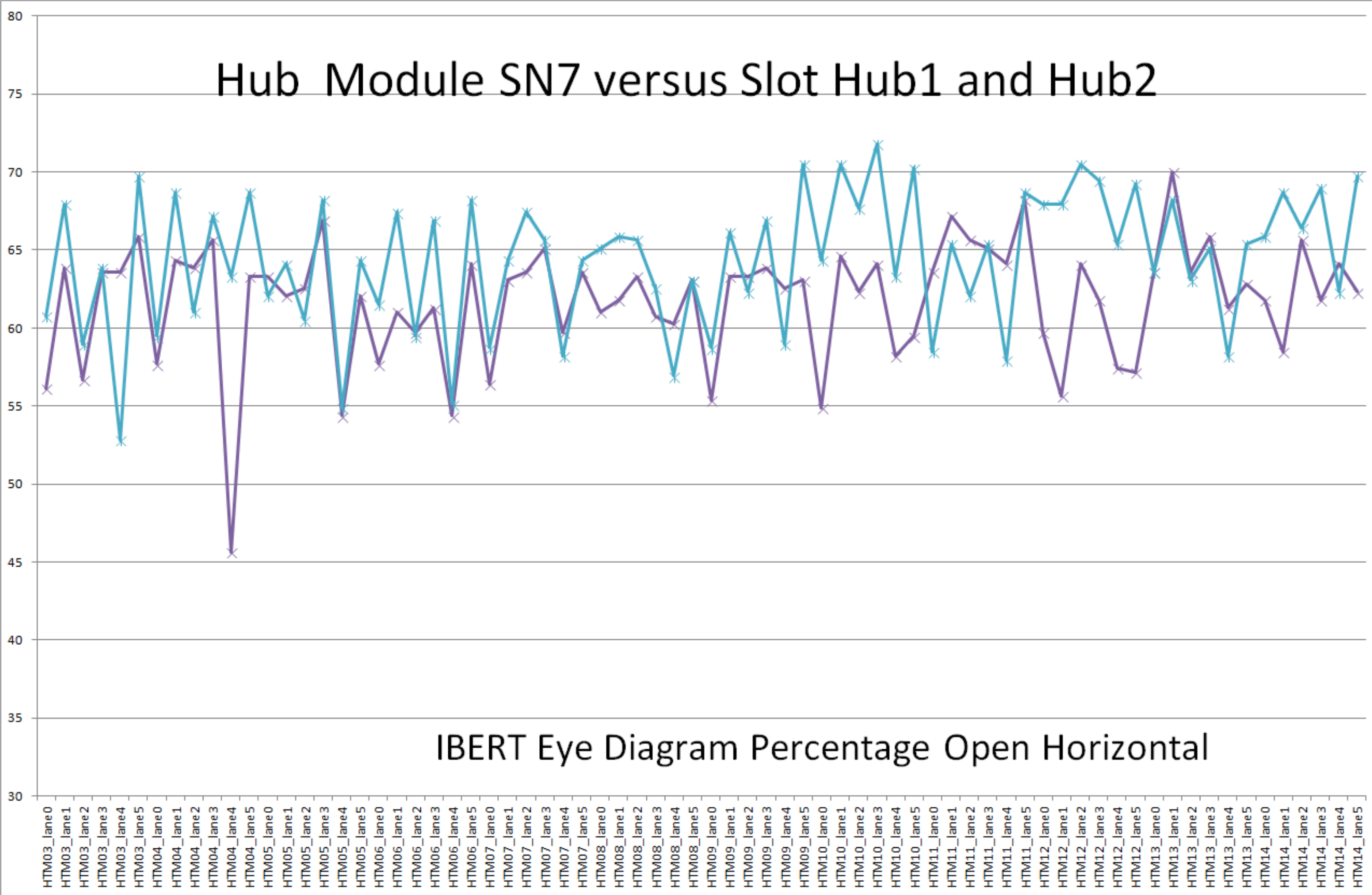
Hub 2: S/N 7
FW: IBERT+IPbus
rev 12-Sep-2018

HTM 3-14:
S/N 9,6,1,7,4,8,
5,11,10,12,3,13
FW: IBERT+IPbus
rev 07-Sep-2018

Hub Module SN7 versus Slot Hub1 and Hub2

IBERT
@6.4Gbps
PRBS-31

DFE OFF
Equalizer ON



x H% HUB2_SN7 27:28-Oct-2018_avg
* H% HUB1_SN7 12:23-Oct-2018_avg

IBERT Eye Diagram Percentage Open Horizontal

Hub1: S/N 7
FW: IBERT+IPbus
rev 12-Sep-2018

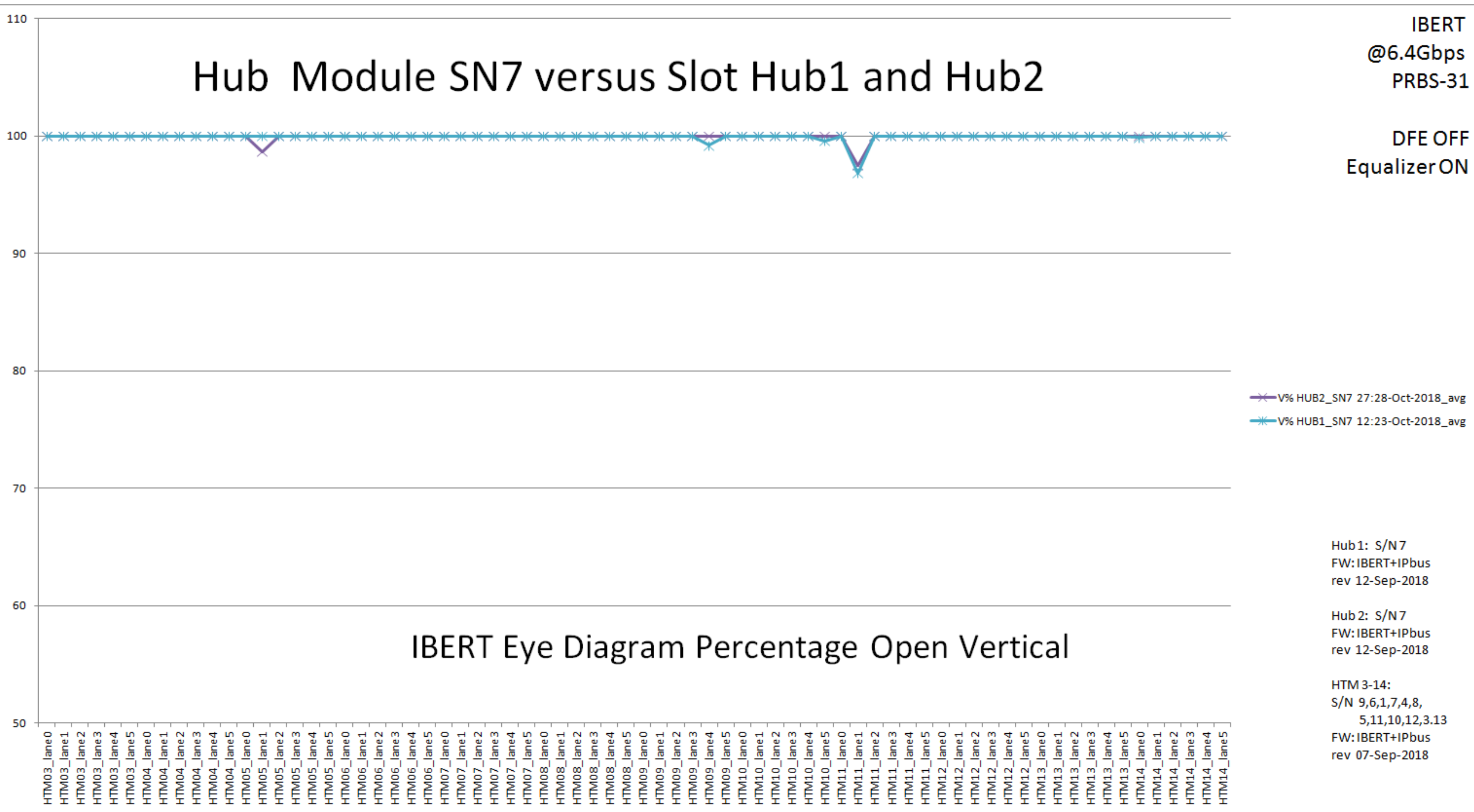
Hub2: S/N 7
FW: IBERT+IPbus
rev 12-Sep-2018

HTM 3-14:
S/N 9,6,1,7,4,8,
5,11,10,12,3,13
FW: IBERT+IPbus
rev 07-Sep-2018

Hub Module SN7 versus Slot Hub1 and Hub2

IBERT
@6.4Gbps
PRBS-31

DFE OFF
Equalizer ON



V% HUB2_SN7 27:28-Oct-2018_avg
V% HUB1_SN7 12:23-Oct-2018_avg

IBERT Eye Diagram Percentage Open Vertical

Hub1: S/N 7
FW: IBERT+IPbus
rev 12-Sep-2018

Hub2: S/N 7
FW: IBERT+IPbus
rev 12-Sep-2018

HTM 3-14:
S/N 9,6,1,7,4,8,
5,11,10,12,3,13
FW: IBERT+IPbus
rev 07-Sep-2018