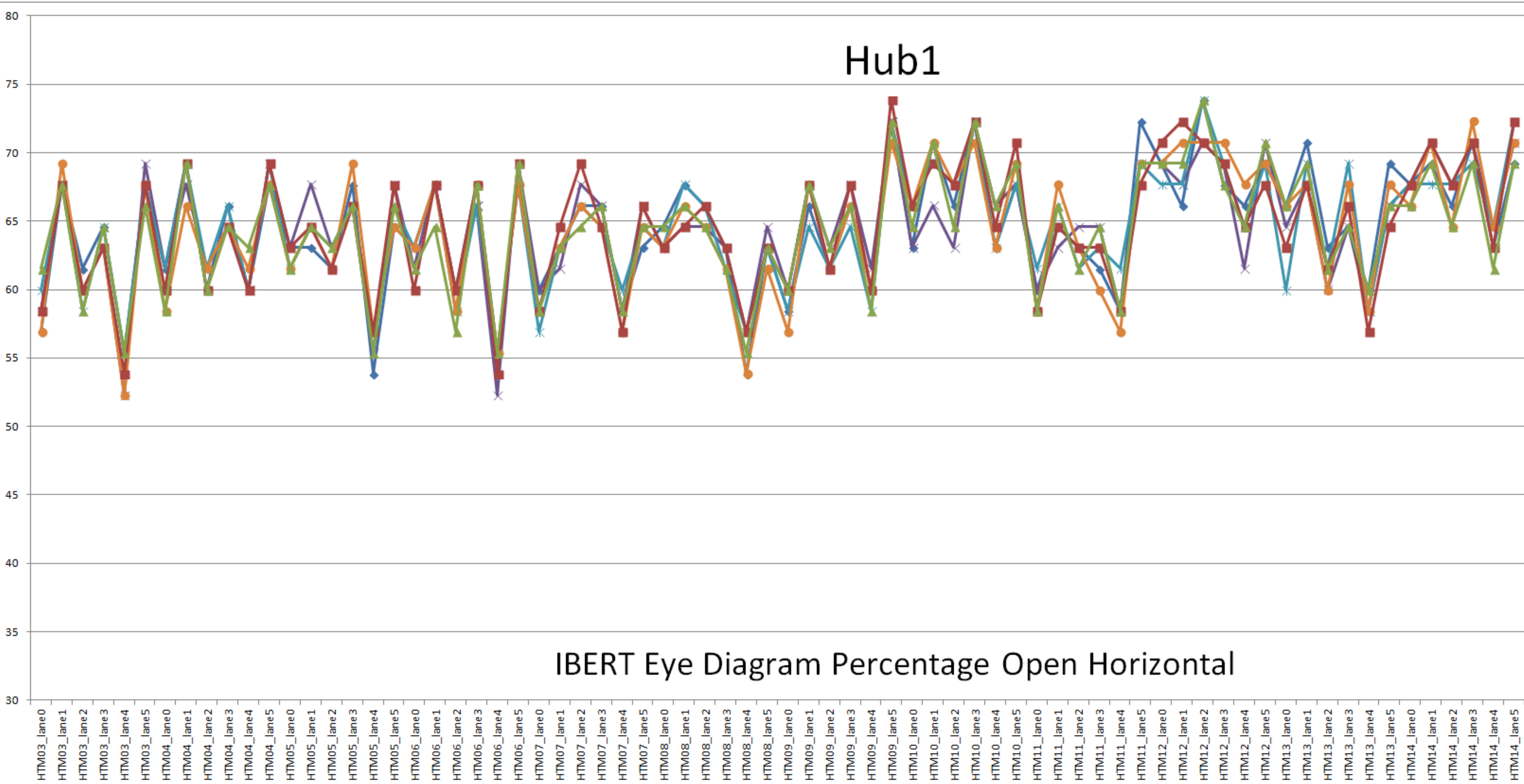


# Hub1

IBERT  
@6.4Gbps  
PRBS-31

DFE OFF  
Equalizer ON



- H% HUB1 27-Oct-2018\_b noDFE&EqON
- H% HUB1 27-Oct-2018\_c noDFE&EqON
- H% HUB1 28-Oct-2018\_a noDFE&EqON
- H% HUB1 28-Oct-2018\_b noDFE&EqON
- H% HUB1 28-Oct-2018\_c noDFE&EqON
- H% HUB1 28-Oct-2018\_d noDFE&EqON
- H%

Hub1: S/N 6  
FW: IBERT+IPbus  
rev 12-Sep-2018

Hub2: S/N 7  
FW: IBERT+IPbus  
rev 12-Sep-2018

HTM 3-14:  
S/N 9,6,1,7,4,8,  
5,11,10,12,3,13

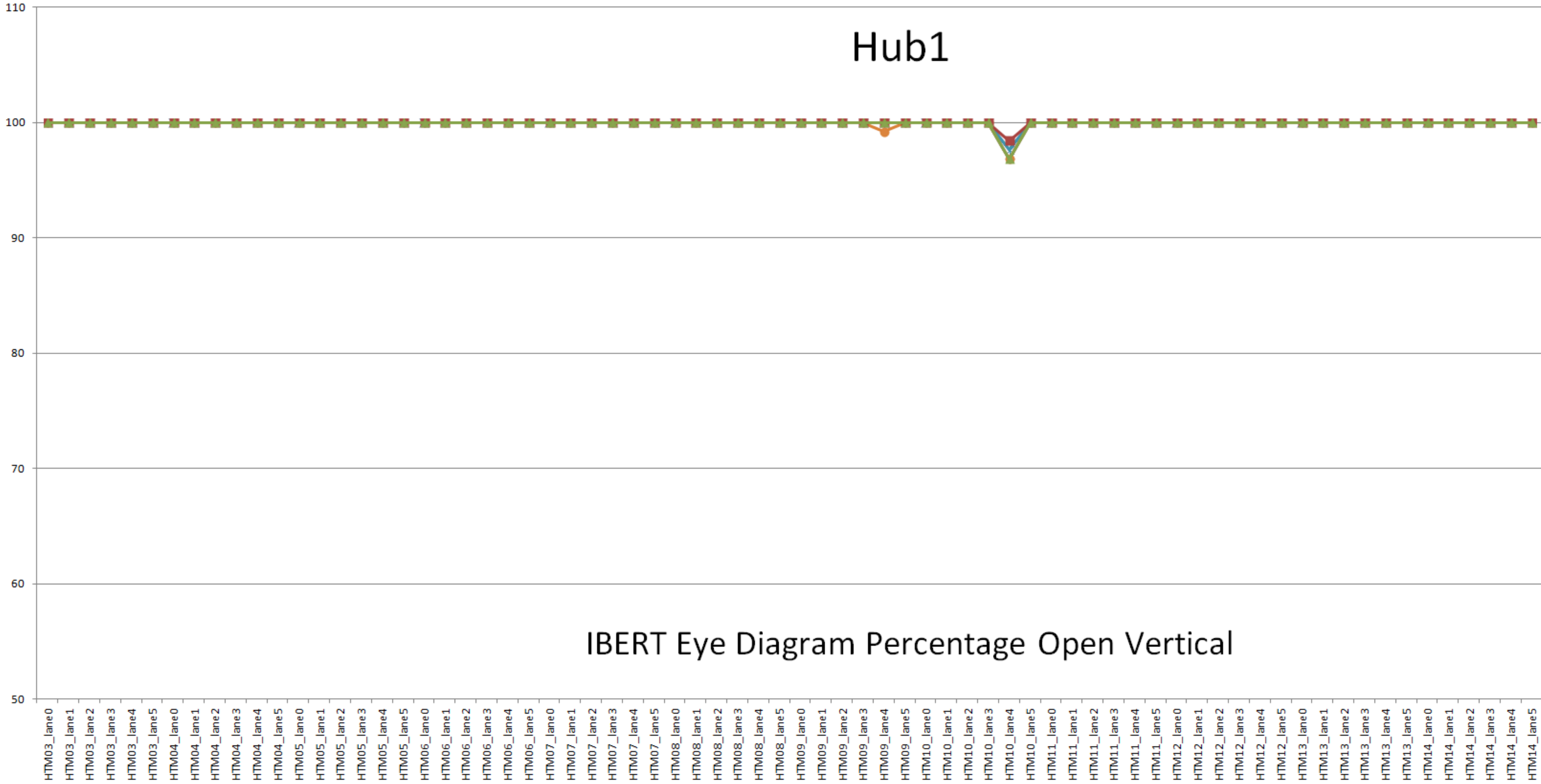
FW: IBERT+IPbus  
rev 07-Sep-2018

## IBERT Eye Diagram Percentage Open Horizontal

# Hub1

IBERT  
@6.4Gbps  
PRBS-31

DFE OFF  
Equalizer ON



## IBERT Eye Diagram Percentage Open Vertical

- V% HUB1 27-Oct-2018\_b noDFE&EqON
- V% HUB1 27-Oct-2018\_c noDFE&EqON
- V% HUB1 28-Oct-2018\_a noDFE&EqON
- V% HUB1 28-Oct-2018\_b noDFE&EqON
- V% HUB1 28-Oct-2018\_c noDFE&EqON
- V% HUB1 28-Oct-2018\_d noDFE&EqON
- V%

Hub1: S/N 6  
FW: IBERT+IPbus  
rev 12-Sep-2018

Hub2: S/N 7  
FW: IBERT+IPbus  
rev 12-Sep-2018

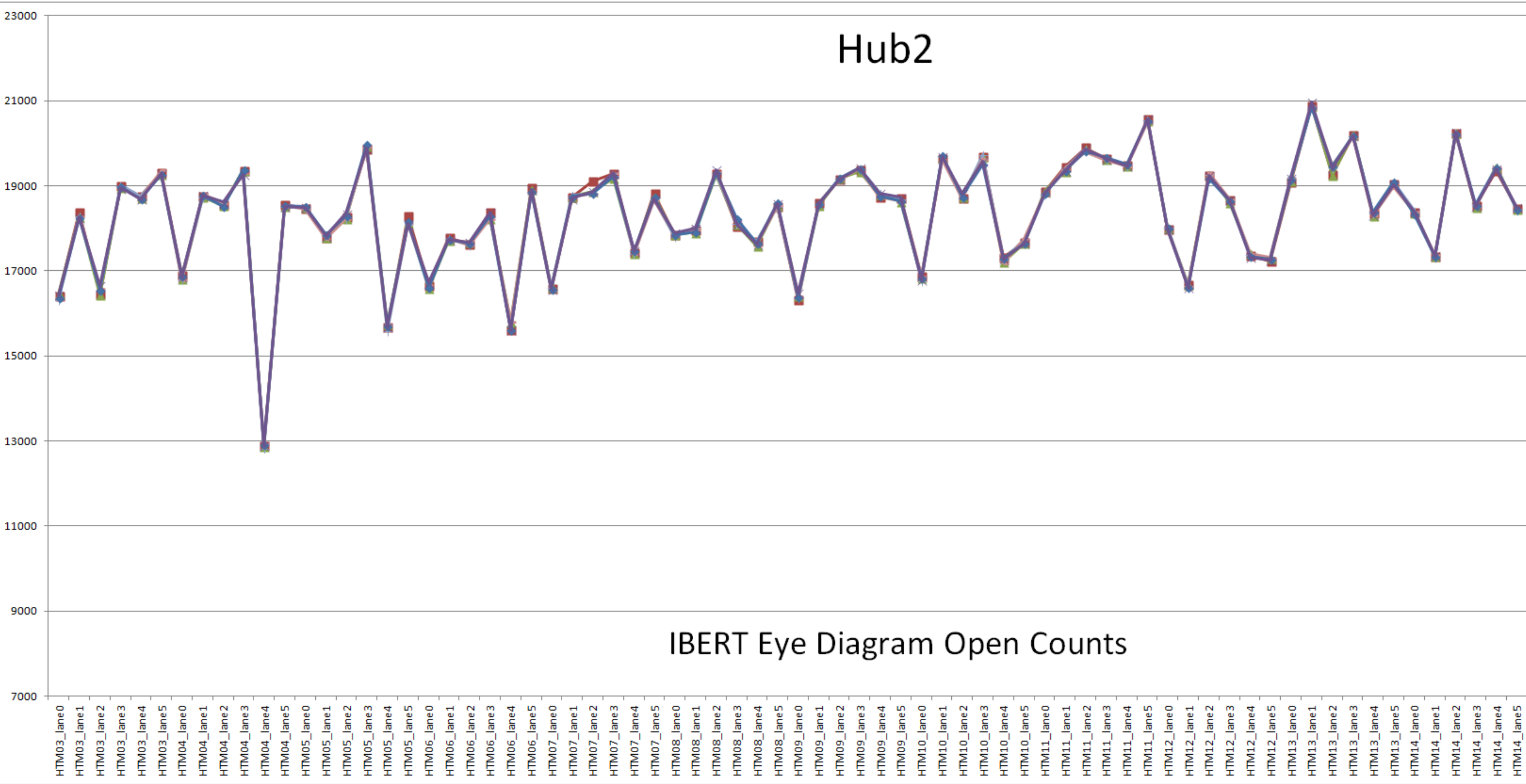
HTM 3-14:  
S/N 9,6,1,7,4,8,  
5,11,10,12,3,13

FW: IBERT+IPbus  
rev 07-Sep-2018

# Hub2

IBERT  
@6.4Gbps  
PRBS-31

DFE OFF  
Equalizer ON



## IBERT Eye Diagram Open Counts

- O HUB2 27-Oct-2018\_b noDFE&EqON
- O HUB2 27-Oct-2018\_c noDFE&EqON
- O HUB2 28-Oct-2018\_a noDFE&EqON
- O HUB2 28-Oct-2018\_b noDFE&EqON
- O HUB2 28-Oct-2018\_c noDFE&EqON
- O HUB2 28-Oct-2018\_d noDFE&EqON
- O

Hub 1: S/N 6  
FW: IBERT+IPbus  
rev 12-Sep-2018

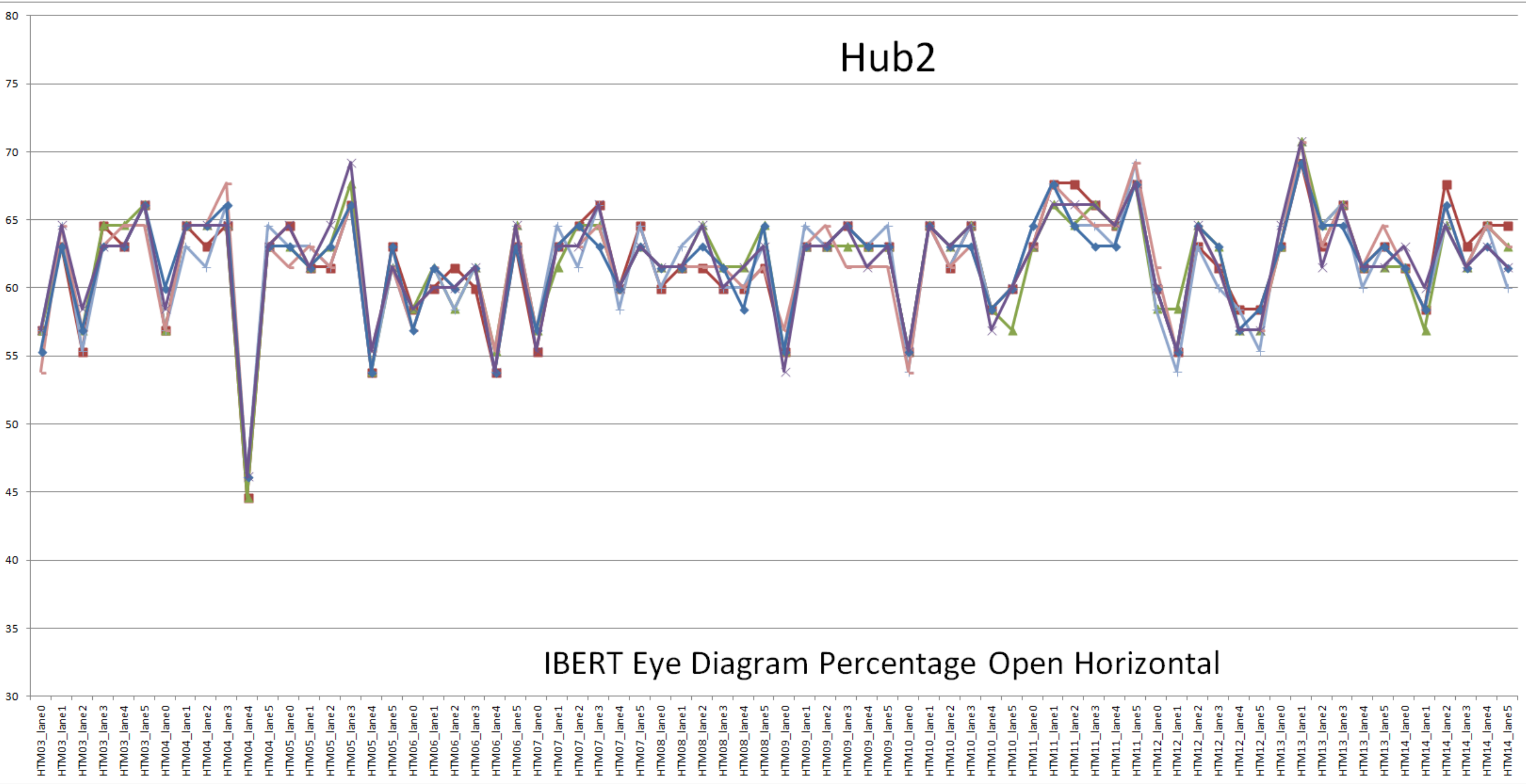
Hub 2: S/N 7  
FW: IBERT+IPbus  
rev 12-Sep-2018

HTM 3-14:  
S/N 9,6,1,7,4,8,  
5,11,10,12,3,13  
FW: IBERT+IPbus  
rev 07-Sep-2018

# Hub2

IBERT  
@6.4Gbps  
PRBS-31

DFE OFF  
Equalizer ON



- H% HUB2 27-Oct-2018\_b noDFE&EqON
- H% HUB2 27-Oct-2018\_c noDFE&EqON
- H% HUB2 28-Oct-2018\_a noDFE&EqON
- H% HUB2 28-Oct-2018\_b noDFE&EqON
- H% HUB2 28-Oct-2018\_c noDFE&EqON
- H% HUB2 28-Oct-2018\_d noDFE&EqON
- H%

Hub1: S/N 6  
FW: IBERT+IPbus  
rev 12-Sep-2018

Hub2: S/N 7  
FW: IBERT+IPbus  
rev 12-Sep-2018

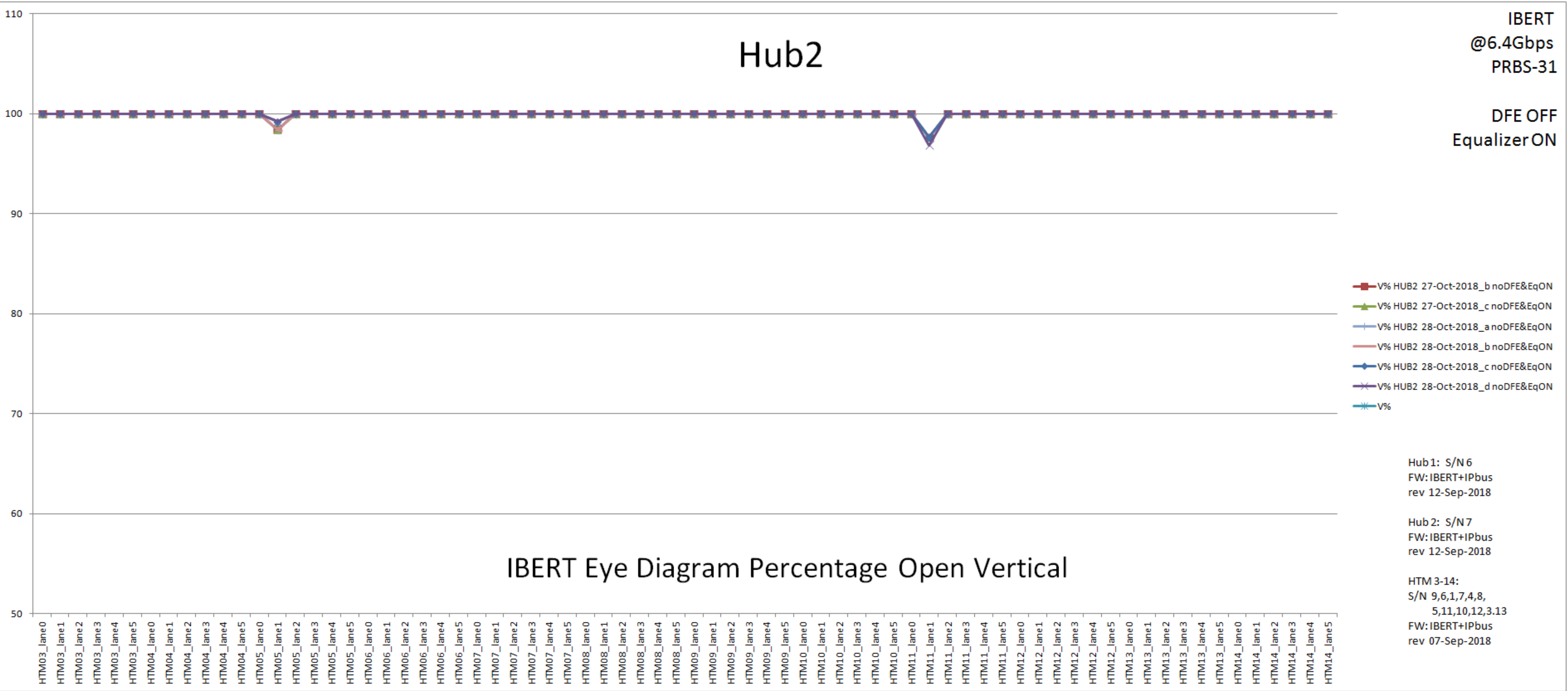
HTM 3-14:  
S/N 9,6,1,7,4,8,  
5,11,10,12,3,13  
FW: IBERT+IPbus  
rev 07-Sep-2018

## IBERT Eye Diagram Percentage Open Horizontal

# Hub2

IBERT  
@6.4Gbps  
PRBS-31

DFE OFF  
Equalizer ON



## IBERT Eye Diagram Percentage Open Vertical

Hub1: S/N 6  
FW: IBERT+IPbus  
rev 12-Sep-2018

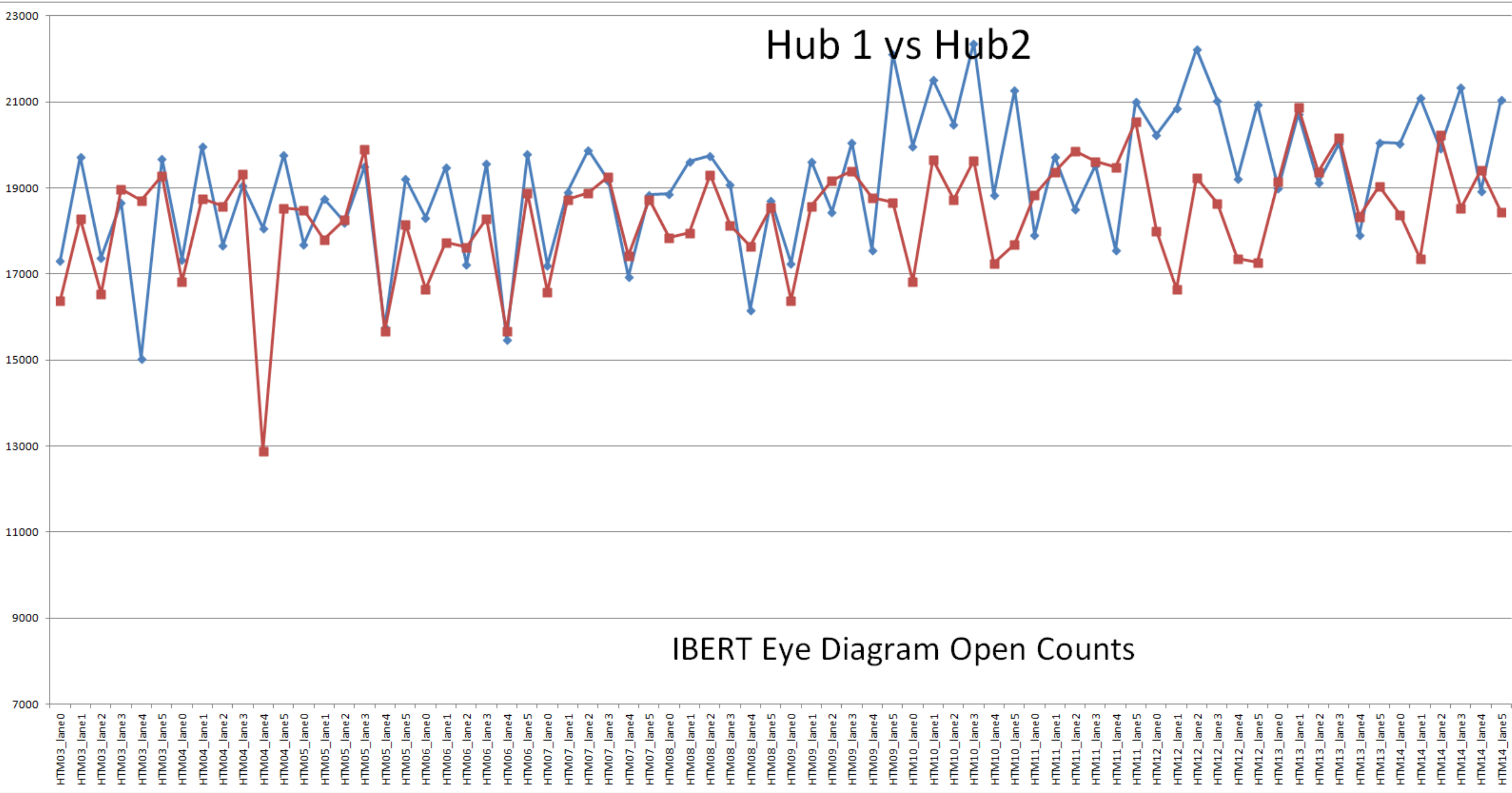
Hub2: S/N 7  
FW: IBERT+IPbus  
rev 12-Sep-2018

HTM 3-14:  
S/N 9,6,1,7,4,8,  
5,11,10,12,3,13  
FW: IBERT+IPbus  
rev 07-Sep-2018

# Hub 1 vs Hub2

IBERT  
@6.4Gbps  
PRBS-31

DFE OFF  
Equalizer ON



◆ O HUB1 27:28-Oct-2018\_avg noDFE&EqON  
■ O HUB2 27:28-Oct-2018\_avg noDFE&EqON

# IBERT Eye Diagram Open Counts

Hub 1: S/N 6  
FW: IBERT+IPbus  
rev 12-Sep-2018

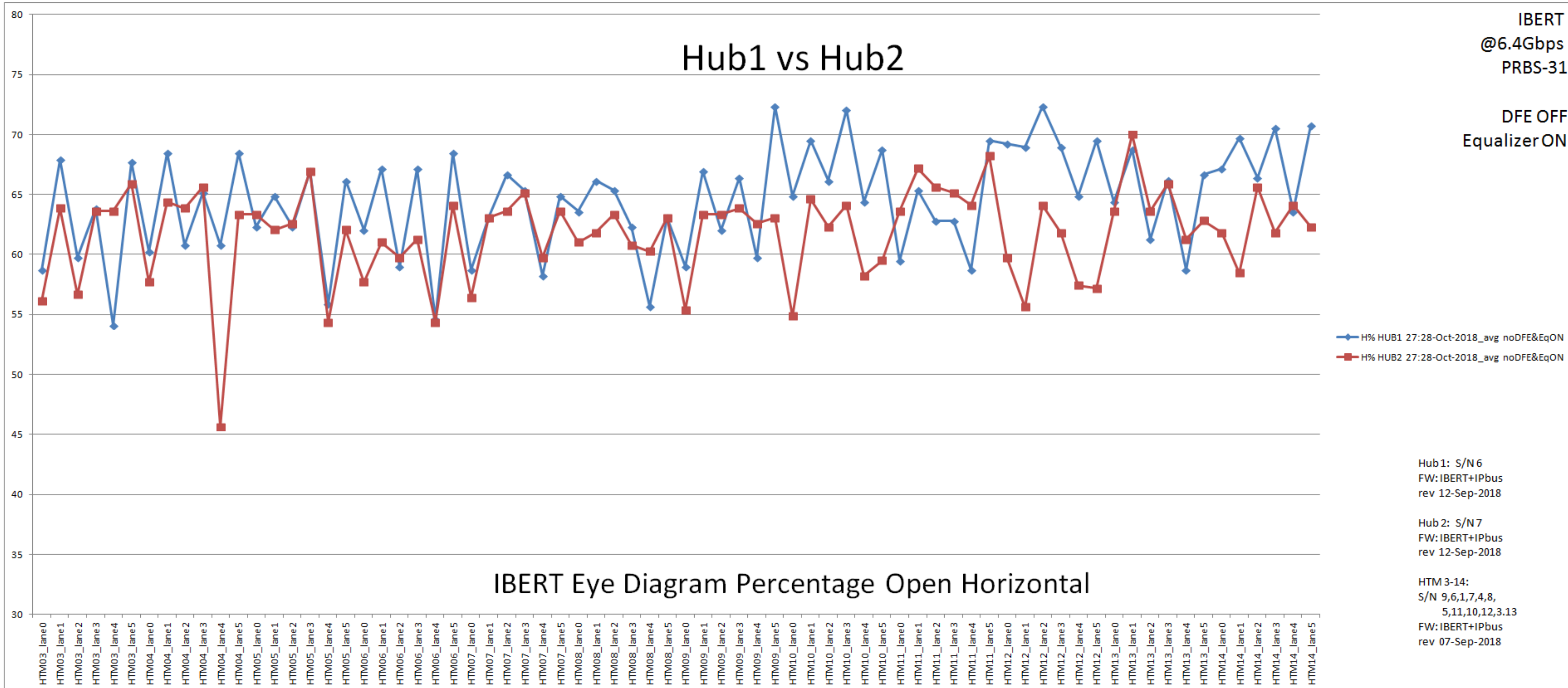
Hub 2: S/N 7  
FW: IBERT+IPbus  
rev 12-Sep-2018

HTM 3-14:  
S/N 9,6,1,7,4,8,  
5,11,10,12,3,13  
FW: IBERT+IPbus  
rev 07-Sep-2018

# Hub1 vs Hub2

IBERT  
@6.4Gbps  
PRBS-31

DFE OFF  
Equalizer ON



H% HUB1 27:28-Oct-2018\_avg noDFE&EqON  
H% HUB2 27:28-Oct-2018\_avg noDFE&EqON

Hub1: S/N 6  
FW: IBERT+IPbus  
rev 12-Sep-2018

Hub2: S/N 7  
FW: IBERT+IPbus  
rev 12-Sep-2018

HTM 3-14:  
S/N 9,6,1,7,4,8,  
5,11,10,12,3,13  
FW: IBERT+IPbus  
rev 07-Sep-2018

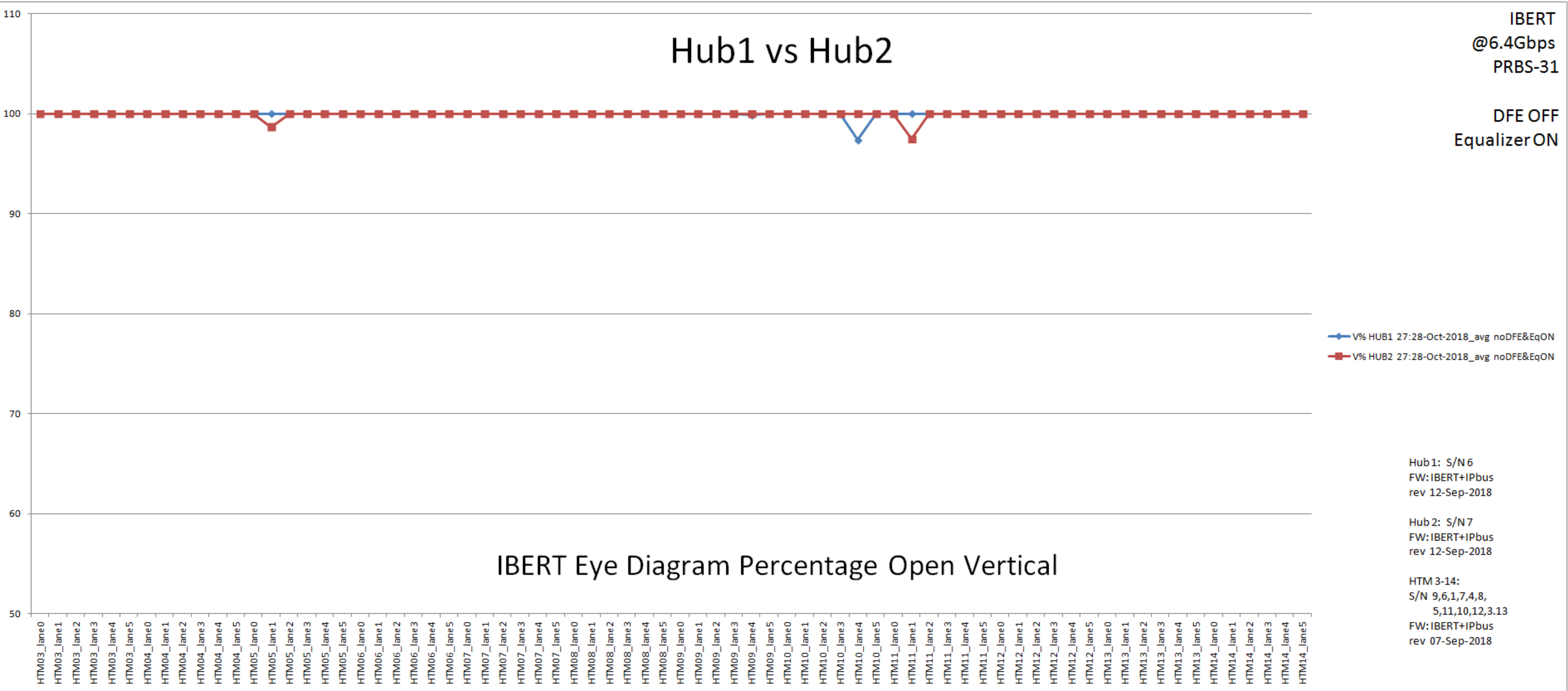
## IBERT Eye Diagram Percentage Open Horizontal



# Hub1 vs Hub2

IBERT  
@6.4Gbps  
PRBS-31

DFE OFF  
Equalizer ON



V% HUB1 27:28-Oct-2018\_avg noDFE&EqON  
V% HUB2 27:28-Oct-2018\_avg noDFE&EqON

## IBERT Eye Diagram Percentage Open Vertical

Hub 1: S/N 6  
FW: IBERT+IPbus  
rev 12-Sep-2018

Hub 2: S/N 7  
FW: IBERT+IPbus  
rev 12-Sep-2018

HTM 3-14:  
S/N 9,6,1,7,4,8,  
5,11,10,12,3,13  
FW: IBERT+IPbus  
rev 07-Sep-2018