

**EXPANDED
JAPANESE SECTION
HONDA, KAWASAKI,
SUZUKI AND YAMAHA**

2017



EMGO
CLASSIC

**MOTORCYCLE PARTS/ACCESSORIES FOR CLASSIC BRITISH, AND METRIC MOTORCYCLES.
WE KEEP THE OLD MODELS ALIVE AND WELL...ON THE ROAD...FOR RIDERS TO ENJOY.**



MUFFLERS, EXHAUST PARTS



GAS TANKS



MIRRORS/VIPER FAIRING



SHOCKS, FORK TUBES



PISTONS SETS, RINGS



ELECTRICAL COMPONENTS

**AIR-OIL-FUEL FILTERS, BRAKES DISC/SHOES, CONTROL CABLES, HANDLEBARS/CONTROL ASSEMBLIES,
FORK TUBES-SEALS-BOOTS, GRIP SETS, SPEEDOMETERS-TACHOMETERS, HEAD/TAILLIGHTS,
CLUTCH PARTS, SPROCKETS, TOOLS AND MUCH MORE. ONE BRAND ONE SOURCE, EMGO**

A WORLD WIDE SUPPLIER OF CLASSIC/CAFE PARTS

EMGO

CLASSIC BRITISH/VINTAGE JAPANESE/TOOLS AND ACCESSORIES INDEX


BRITISH SECTION	
DESCRIPTION	PAGE
AIR FILTERS	52
AIR/MAGNETO CONTROL ASSEMBLIES	42
BATTERY TRAY RETAINING STRAP ANCHOR	14
BATTERY TRAY RUBBER	14
BRAKE DRUM	54
BRAKE PADS	54
BRAKE SHOES	55
BULLET LIGHTS	30
CABLE ADJUSTERS	42
CABLE CLAMPS	42
CABLES/BRAKE	36-37
CABLES/CHOKE	40
CABLES/CLUTCH	35-36
CABLES/DECOMPRESSION	42
CABLES/MAGNETO ADVANCE	42
CABLES/SPEEDOMETER	40-41
CABLES/TACHOMETER	41
CABLES/THROTTLES	38-39
CHAIN DRIVES/DUPLEX/SIMPLEX	13
CLUTCH PLATES	13
CLUTCH SPRINGS	13
COIL MOUNTING BRACKETS	32
COMPRESSION RELEASE LEVERS	42
CONTROL LEVERS	43-44
DISTRIBUTOR CAPS	33
EXHAUST CLAMPS/MOUNTING BRACKETS	11
EXHAUST PIPE/BRITISH	10
EXHAUST REDUCERS	10
FAIRINGS	49
FOOTREST RUBBER	16
FOOTREST SETS	16
FOOTREST STUD FOR NORTON	16
FORK BOOTS/DUST SEALS	60
FORK SEALS	62
FORKS	62
FUEL FILTERS	53
FUEL LINE	53
FUEL PETCOCKS	18
GAS CAPS	18
GAS TANK EMBLEM SCREWS	18
GAS TANK EMBLEMS	18
GAS TANK FILLER NECKS	18/19
GAS TANK KNEE PAD SETS	19
GAS TANKS BRITISH	19
GAS TANKS CUSTOM	19
GASKET SETS	57
GASKETS INDIVIDUAL	57-58
GEARSHIFT REPLACEMENT RUBBER	15
H.T. PICK UPS	32
HANDLE BAR GRIPS	48
HANDLEBAR MOUNT RUBBER	44
HANDLEBAR RISERS	47
HANDLEBARS	45-46-47
HEADLIGHT BRACKETS	21
HEADLIGHT BULBS	26
HEADLIGHT MOUNTING HARDWARE	26
HEADLIGHT MOUNTING KIT	24
HEADLIGHT RIMS	26
HEADLIGHT SHELLS	25
HEADLIGHT UNITS	26
HEADLIGHTS	22-24
HORNS	33
IGNITION COILS	32
IGNITION SWITCH BRACKET	21
IGNITION SWITCHES	20
INSTRUMENT BULB HOLDER	34
ISOLASTIC GAITER ENGINE MOUNTS	14
KICKSTART LEVERS	15
KICKSTART RETURN SPRING	16

BRITISH SECTION	
DESCRIPTION	PAGE
LIGHTING BAR END	31
MINI LIGHTS	30
MIRROR MOUNTING HARDWARE	50
MIRRORS	50-51
MUFFLER BRACKETS	10
MUFFLER MOUNTING STUD/NORTON	10
MUFFLERS/UNIVERSAL/CUSTOM	1-6
MUFFLERS/BRITISH	6-9
OIL FILTERS	53
OIL PUMP	53
OIL SEALS	59
O-RINGS	58
PISTON KITS	56
PISTON RING SETS	56
PISTON RINGS	56
REPLACEMENT RUBBER	17
ROTOR/STATOR UNITS	32
SHOCK SHROUDS	60
SHOCKS	61
SIDESTAND RETURN SPRINGS	16
SPARK PLUG WIRE/CAPS	33
SPEEDO COVER	14
SPEEDOMETER GEARBOXES	34
SPEEDOMETERS/TACHOMETERS	34
SPROCKET BOLTS	54
SPROCKETS	12
STEERING LOCK	21
SWITCHES	20
TAILLIGHT ASSEMBLIES	27
TAILLIGHT MOUNTING BRACKETS	27
TAILLIGHTS CLASSIC	28-29
TAILLIGHTS CUSTOM	31
TAPPET COVERS	59
TAX DISCS LICENSE HOLDERS	33
THROTTLE ASSEMBLIES	49
WASHERS/COPPER	58
WINKERS	31
VINTAGE JAPANESE SECTION	
DESCRIPTION	PAGE
AIR FILTERS	84
BRAKE PADS/SHOES	118-127
BRAKE PEDAL	89
BRAKE ROD FOR KAWASAKI	89
BRAKE ROTOR, FRONT KAWASAKI	104
CLUTCH PLATES FOR KAWASAKI	106
COILS/IGNITION	101-102
CONTROL CABLES/CLAMPS FOR KAWASAKI	106
CONTROL LEVERS	74-78
DISC, FRONT BRAKE KAWASAKI	104
ENGINE COVERS FOR KAWASAKI	104
EXHAUST CLAMP FOR HONDA	11
EXHAUST COLLAR FOR HONDA	11
EXHAUST GASKETS	128-129
FASTENERS, NUTS, BOLTS, WASHERS	107 - 108
FENDERS FOR KAWASAKI	89
FLASHER RELAYS	103
FOOT PEG/PASSENGER RUBBER FOR YAMA	89
FOOTPEGS/PASSENGER FOR KAWASAKI	89
FORK CAPS	64
FORK COVER GASKETS/WASHERS	64
FORK DUST SEALS	64
FORK GAITERS	64
FORK SEAL WASHERS & CIRCLIPS	64
FORK SEALS	65-67
FORK TUBES / STANCHIONS	63
FUSE BOX FOR KAWASAKI	103
GAS CAPS	105
GASKET SETS	109
GAUGE BRACKETS FOR KAWASAKI	105

VINTAGE JAPANESE SECTION	
DESCRIPTION	PAGE
GRAB RAILS FOR KAWASAKI	89
GROMMETS, SIDE COVER KAWASAKI	107
HANDLEBAR BOLTS FOR KAWASAKI	107
HANDLEBAR GRIPS	79
HANDLEBARS	79
HARDWARE FOR KAWASAKI	108
HEADLIGHT BRACKET	93
HEADLIGHT BRACKET MOUNTING PARTS	64
HEADLIGHT RIMS/RETAINERS	93
HEADLIGHTS	92
IGNITION SWITCHES	99-101
INSTRUMENT COVERS FOR KAWASAKI	104
KICKSTART LEVERS	90-91
LIFT HANDLE FOR KAWASAKI	89
MIRROR ADAPTOR	83
MIRROR BRACKETS	83
MIRRORS	80-82
MUFFLER BUSHINGS FOR KAWASAKI	10
NEUTRAL SWITCH FOR KAWASAKI	103
OIL FILTER BOLTS	106
OIL FILTERS	85-87
RECTIFIERS	102
ROTORS	102
SHIFTER LEVERS	88
SHOCKS	68-71
SIDE STAND FOR KAWASAKI	89
SPROCKETS STREET/OFF ROAD	110-117
STATORS	102
STOPLIGHT SWITCHES	103
SWITCHES/HANDLEBAR/CONTROL	98
TAILLIGHT ASSEMBLIES	94
TAILLIGHT LENSES	93
TANK EMBLEMS FOR KAWASAKI	105
URNSIGNAL STEMS	95
URNSIGNALS	95-97
VALVES FOR KAWASAKI	104
TOOLS ACCESSORIES	
DESCRIPTION	PAGE
CABLE LUBER	131
CARB SYNCHRONIZERS	134
CHAIN BREAKERS	131
CHAIN BRUSH	134
CHAIN PULLERS	131
CHAIN RIVETING TOOL KIT	131
CLAMPS	133
CLUTCH HOLDING TOOL	132
EXHAUST PLUGS	134
EXHAUST SPRING HOOK	133
EXHAUST SPRINGS	133
FLOAT BOWL DRAIN PLUG WRENCH	132
FORK OIL LEVEL METER	132
GOGGLES	130
IMPACT DRIVER	133
JUMPER CABLES	134
RIM LOCKS	133
RIM PROTECTORS	130
RIM STRIPS	133
SAFETY WIRE	132
SAFETY WIRE PLIERS	132
SHOCK SPANNER WRENCH	132
SNAP RING PLIERS SET	131
SPOKE WRENCH/SETS/INDIVIDUAL	130
T-HANDLE HEX WRENCHES	133
TIRE LEVERS	130
USB CHARGER	134
VACUUM PORT PLUGS	134
WRENCH SET, SAE BOX END CURVED	132

**80-25340
CHROME**

**UNIVERSAL 16" MUFFLER.
CHROME WITH
BLACK ACCENT TIP
1 3/4" PIPE WITH
3-PIECE REDUCERS**



**80-25330
CHROME**

**UNIVERSAL 16" MUFFLER
1 3/4" PIPE WITH
3-PIECE REDUCERS**



**80-45710
CHROME**

**80-45710B
FLAT BLACK**

**UNIVERSAL 16" SLASH CUT
MUFFLER AVAILABLE
IN CHROME OR FLAT
BLACK FINISH
FITS 1 3/4" PIPE**




**80-75190
CHROME**

**80-75190B
FLAT BLACK**

**SLEEK CLASSY
STYLING FOR YOUR
CRUISER/CUSTOM BIKE.
24.8" IN LENGTH,
SLIPS OVER 1 3/4" PIPES
AND INCLUDES A 3 PIECE
REDUCER SET. COMES
IN CHROME OR
FLAT BLACK FINISH**

**FISHTAIL STYLE MUFFLER
"THE MEGALODON"**



**80-84016
CHROME**

**MONSTER MEGAPHONE
NO BAFFLE.
CHROME FINISH.
15 3/4" LONG.
FITS 1 3/4" PIPES
AND INCLUDES A
3 PIECE REDUCER SET.**

**MEGAPHONE MUFFLER
"THE BLUNDERBUSS"**



**80-62680A
CHROME**

**80-62680AB
FLAT BLACK**

**19" SLASH CUT MUFFLER
ACCEPTS BOTH 1 3/4" AND
1 1/2" REDUCERS.
1 1/4" REMOVABLE
PERFORATED BAFFLE**

UNIVERSAL SLASH CUT MUFFLER




**NEW
FLAT
BLACK**

FEATURES SLIDER CHANNEL MOUNTING WITH LONG UNIVERSAL BRACKET.

ALL MUFFLERS ARE COMPLETE WITH MOUNTING HARDWARE AND INDIVIDUALLY BOXED

REVERSE CONE MEGAPHONE MUFFLER

**NEW
FLAT
BLACK**



80-84029

CHROME

80-84029R

RAW STEEL

NEW

80-84029B

FLAT BLACK

WE HAVE COMPLETELY GUTTED OUR 80-84030 LEAVING A TRUE REVERSE CONE MEGAPHONE. THE REVERSE CONE IS NOW WELDED AS THERE IS NO NEED FOR ACCESS TO A BAFFLE LEAVING A SMOOTH TRADITIONAL LOOK. AVAILABLE IN DOUBLE PLATE CHROME OR RAW STEEL FINISH. 1 3/4" INLET. INCLUDES 3 PC. REDUCER SET FOR SMALLER PIPES.

UNIVERSAL REVERSE CONE



80-84030

CHROME

80-84030B

FLAT BLACK

80-84030C

**FLAT BLACK WITH CHROME
END CAP AND CLAMP**

MEGAPHONE, 17" LONG, COMPLETE WITH INLET CLAMP, SLIDING MOUNTING BRACKET AND REDUCERS. FITS: 1-3/4" & 1-3/8". 1 3/4" PERFORATED NON REMOVABLE SPARK ARRESTER

CAFE' MUFFLER



80-84033

FLAT BLACK

80-84032

CHROME

CAFE' MUFFLER AVAILABLE IN FLAT BLACK OR CHROME. 19" (483MM) OVERALL LENGTH. 1 3/4" INLET. STRAIGHT THROUGH SLOTTED CHANNEL TYPE MOUNT FITS RIGHT OR LEFT. 1 5/8", 1 1/2" AND 1 3/8" (3-PC) REDUCER. 1 3/4" PERFORATED NON REMOVABLE BAFFLE KIT INCLUDED. SOLD PER. EACH

MEGAPHONE BELL END STYLE



STANDARD FITS RIGHT OR LEFT

UPSWEPT

**80-84010 CHROME 19" LENGTH
STANDARD, 1 3/4" MECHANICAL
REMOVABLE PERFORATED BAFFLE**

**80-84011 CHROME 20" LENGTH
UPSWEPT RIGHT**

**80-84012 CHROME 20" LENGTH
UPSWEPT LEFT,
1 3/4" MECHANICAL REMOVABLE
PERFORATED BAFFLE
AVAILABLE IN UPSWEPT
OR STANDARD STYLE.
1-3/4 INLET WITH REDUCER
TO ALSO FIT 1-5/8, 1-1/2.
SOLD EACH**

80-84034 CHROME
 26" LONG UNIVERSAL
 MEGAPHONE STYLE,
 COMPLETE WITH
 MULTI REDUCER SET.
 FITS: 1-3/4", 1-3/8",
 1-1/2", & 1-5/8".
 1 1/4" MECHANICAL NON
 REMOVABLE BAFFLE

LONG MEGAPHONE



80-84052 CHROME
 20" OVERALL LENGTH.
 STRAIGHT THROUGH 13/16" I.D.
 PERFORATED CORE
 1 3/4" INLET.
 NON REMOVABLE BAFFLE,
 WITH FIBERGLASS
 PACKING. SLIDING CHANNEL
 UNIVERSAL MOUNT
 WITH A 7 1/2" LONG
 MOUNTING BRACKET.
 3 PIECE REDUCER
 SET INCLUDED

UNIVERSAL CHROME MUFFLER



**NEW
 FLAT
 BLACK**

**80-03310
 CHROME**
**80-03310B
 FLAT BLACK**

SHORTY MUFFLERS

SHORTY MUFFLERS 12" LONG,
 1-1/2" X 1-3/4" INLET,
 FITS EITHER SIDE
 1" REMOVABLE
 PERFORATED BAFFLE




**NEW
 FLAT
 BLACK**

**80-25300
 CHROME**
**80-25300B
 FLAT BLACK**

TAPERED SHORTY MUFFLERS

TAPERED MUFFLER 15" LONG
 FITS 1-3/4" OR 1-1/2" PIPES



**NEW
 FLAT
 BLACK**

**80-45700
 CHROME**
**80-45700B
 FLAT BLACK**

UNIVERSAL SLASH CUT MUFFLER

SLASH CUT MUFFLER 15" LONG
 FITS 1-3/4" OR 1-1/2" PIPES
 1" REMOVABLE
 PERFORATED BAFFLE



TURNOUT MUFFLERS
 FITS 1-3/4" OR 1-1/2" PIPES
A. 80-62620 19" CHROME
 3/4" MECHANICAL
 NON REMOVABLE BAFFLE
B. 80-62616 16" CHROME
 3/4" MECHANICAL
 NON REMOVABLE BAFFLE
80-62616B 16" FLAT BLACK
 3/4" MECHANICAL
 NON REMOVABLE BAFFLE

A

B



TURNOUT MUFFLERS

16" NOW AVAILABLE IN FLAT BLACK

**NEW
 FLAT
 BLACK**



ROADHAWK MUFFLERS

ROADHAWK 60 MEGAPHONE



80-84035 CHROME

50'S-60'S STYLING FOR YOUR PERIOD CUSTOM.
 16-1/8" OVER ALL LENGTH, 3" DIAMETER AT WIDEST POINT,
 1-3/4" INLET, TAPERS FROM 1 TO 1 1/2" AT THE EXIT.
 PINCH BOLT MEANS NO CLAMP NEEDED AT THE HEADER FOR A
 SMOOTH CLEAN LOOK. FITS RIGHT OR LEFT, MOUNTING
 BRACKET AND 3-PC REDUCERS INCLUDED.
 1 1/2" PERFORATED NON REMOVABLE BAFFLE
 SOLD PER. EACH


ROADHAWK 50 OVAL MEGAPHONE



80-84031 CHROME

17.5" OVERALL LENGTH,
 96MM X 76.5MM AT THE WIDEST POINT.
 13/4" INLET.
 INCLUDES 3 PIECE REDUCER SET,
 CLAMP AND MOUNTING BRACKET.
 SOLD PER. EACH

ROADHAWK MEGAPHONES



- A. 80-84014 R/H
- B. 80-84015 L/H

CHROME UPSWEPT DESIGN
 OF OUR POPULAR
 ROADHAWK MEGAPHONE
 MUFFLER, 24" LONG
 3/4" MECHANICAL REMOVABLE
 PERFORATED BAFFLES



80-84075 CHROME
 ROADHAWK 24"
 MEGAPHONE
 FOR HONDA CB/CM 400,
 CX/GL500, CX/GL 650
 REMOVABLE BAFFLES



80-84025 CHROME
 24" INCHES LONG
 UPSWEPT ROADHAWK.
 SLASH CUT FACES
 BACK AND DOWN FITS
 RIGHT OR LEFT
 3/4" MECHANICAL REMOVABLE
 PERFORATED BAFFLES

**EMGO MUFFLERS ARE NOT INTENDED TO REPLACE ORIGINAL EQUIPMENT
 MUFFLERS THAT ARE EQUIPPED WITH EXHAUST CATALYST, OXYGEN SENSORS OR
 ANY OTHER EMISSIONS RELATED EQUIPMENT.
 DOING SO MAY VIOLATE STATE AND FEDERAL LAWS.**


ROADHAWK MUFFLERS

ROADHAWK MUFFLERS, CUSTOM MUFFLERS

80-84013 CHROME

**OUR WIDEMOUTH
ROADHAWK MEGAPHONE
24 INCHES LONG
3/4" MECHANICAL REMOVABLE
PERFORATED BAFFLES**

**PHOTO COURTESY OF
MOTORCYCLE CLASSICS
MAGAZINE**



WIDEMOUTH ROADHAWK MUFFLER SHOWN ON 1970 HONDA CB 350

80-84020 CHROME

**ROADHAWK SLASH CUT,
SLIDE BRACKET, OPEN CUT
FACES TO SIDE, 24" LONG,
FITS RIGHT OR LEFT
3/4" MECHANICAL REMOVABLE
PERFORATED BAFFLES**



80-75140 CHROME

**CLASSIC STANDARD
25 INCHES LONG
FITS 1-3/4" INLET
1 1/2" MECHANICAL NON
REMOVABLE BAFFLE
FOR MOUNTING
ORDER CLAMP# 80-62372**

CLASSIC STANDARD



***80-75161 CHROME**

**SHORT SHARKFIN.
OVERALL LENGTH 24 1/2",
FITS 1 3/4" PIPES**

SHARKFIN MUFFLERS



***80-75160 CHROME**

**SHARKFIN MUFFLER STRAIGHT,
1-3/4" INLET, SHOW CHROMED,
FOR USE ON ALL BIG BIKES**



***80-75170 CHROME**

**SHARKFIN MUFFLER BENT,
1-1/2" INLET**



***PLEASE NOTE: BY SPECIAL ORDER ONLY MUFFLERS 80-75161,
80-75160 AND 80-75170 WE DO NOT STOCK THESE ITEMS IN OUR ATLANTA WAREHOUSE.
MINIMUM ORDER QUANTITY PER EACH ITEM 50.**

CLASSIC FISHTAIL PIPES



**NEW
FLAT
BLACK**

**80-75133B
FLAT BLACK
42" LONG, 1-13/16" I.D.**

**80-75130 CHROME
29" LONG, 1-13/16" I.D.
NO BAFFLE (ALL)**

**80-75131 CHROME
24" LONG, 1-13/16" I. D.**

**80-75132 CHROME
36" LONG, 1-13-16" I.D.**

**80-75133 CHROME
42" LONG, 1-13-16" I.D.**



**80-75180 CHROME
30 INCHES LONG
1 1/2" MECHANICAL NON
REMOVABLE BAFFLE**

**80-75186 CHROME
36 INCHES LONG
1 1/2" MECHANICAL NON
REMOVABLE BAFFLE**



**80-75100 CHROME
27 INCHES LONG
1 3/4" I.D.
1 3/4" MECHANICAL
NON REMOVABLE BAFFLE**

**NEW
FLAT
BLACK**

**80-75100B FLAT BLACK
27 INCHES LONG
1 3/4" I.D.**



**80-75120 CHROME
32 INCHES LONG
FOR MOUNTING:
ORDER CLAMP# 80-62372**

CLASSIC TURNOUT



**80-75142 CHROME
CLASSIC MUFFLER TURNOUT
27" LONG FITS 1-3/4 INLET
1 1/2" MECHANICAL NON
REMOVABLE BAFFLE (27" & 32")**

**80-75144 CHROME
32" LONG FITS 1-3/4" INLET
1 1/2" MECHANICAL NON
REMOVABLE BAFFLE
FOR MOUNTING ORDER
CLAMP # 80-62372**

REPLACEMENT MUFFLERS FOR HONDA



**MUFFLERS FOR
HONDA CX500, CHROME
80-84071 R/H
80-84072 L/H**



**23' LENGTH, 1 5/8" I.D.
MECHANICAL NON
REMOVABLE BAFFLE**

BACK SIDE

**80-84061 R/H
80-84062 L/H
CHROME**

REPLICA OF BMW
OEM MUFFLERS,
FITS '70 AND
LATER TWINS
1 1/4" MECHANICAL
NON REMOVABLE BAFFLE

REPLACEMENT MUFFLERS FOR BMW



**80-84065 R/H
80-84066 L/H
CHROME**

32" INCHES LONG
BMW 1969-1972
R50/5, R60/5, R75/5.
O.E.M. REPLICA BAFFLE



**80-84063 L/H
80-84064 R/H
CHROME**

FOR BSA ROCKET
GOLDSTAR
INLET SIZE 1-5/8"
EXHAUST SIZE 2"
LENGTH 28 3/4"

1 1/2" PERFORATED NON
REMOVABLE BAFFLE

REPLACEMENT MUFFLERS FOR BSA

L/H



R/H



**80-84067 L/R
CHROME**

FOR BSA
DBD34 GOLDSTAR
INLET SIZE 1-7/8"
EXHAUST SIZE 2"
LENGTH 29"



**A) 80-84069 L/H
B) 80-84068 R/H
CHROME**

FOR BSA A7/A10
SWING ARM 1954-1957
LENGTH 24"
INLET SIZE 1-1/2"
EXHAUST SIZE 1 3/4"
1 1/4" MECHANICAL NON
REMOVABLE BAFFLE

A

Backside shown for A



B



80-84070 L/R CHROME

FOR BSA A10
SPRING FRAME 1948-1957
INLET SIZE 1-1/2"
EXHAUST SIZE 1 3/4"
24" INCHES LONG
1 1/4" MECHANICAL NON
REMOVABLE BAFFLE



80-84076 L/R CHROME
FOR BSA B31/33 SWING ARM
(SINGLE CYLINDER) 1954-1957
INLET SIZE 1 5/8"
EXHAUST SIZE 1 5/8"
LENGTH 24 1/4"



REPLACEMENT MUFFLERS FOR BSA



80-84077 L/R CHROME
 UNIVERSAL GOLDSTAR STYLE
 STRAIGHT INLET, SLOTTED
 CHANNEL MOUNTING BRACKET,
 28 3/4" INCHES LONG
 INCLUDES 3 PC. REDUCER SET.
 INLET SIZE 1-3/4".
 1 3/4" PERFORATED NON
 REMOVABLE BAFFLE



80-84040 L/R CHROME
 FITS: BSA C15/B40 1959 UP
 REPLACES OEM: 40-2760
 23 1/4" INCHES LONG
 1 3/4" PERFORATED NON
 REMOVABLE BAFFLE



A

A 80-84047 CHROME
 BSA '63-'70 A50/65
 RPLCS OEM: 68-2732



B

B 80-84048 CHROME
 BSA A7/10
 RPLCS. OEM: 42-2652
 23" INCHES LONG
 1 3/4" PERFORATED
 NON REMOVABLE BAFFLE

REPLACEMENT MUFFLERS FOR BSA AND TRIUMPH



80-84046 L/R CHROME
 25 1/4" INCHES LONG
 BSA, TRIUMPH
 FITS: BSA C25/B25/B44
 TRIUMPH TR 25 1967-1968
 REPLACES OEM: 40-2841
 1 3/4" PERFORATED NON
 REMOVABLE BAFFLE

REPLACEMENT MUFFLERS FOR TRIUMPH



80-84042 CHROME
 FITS: TRIUMPH
 T140/150 '73 & UP.
 I.D. 1-3/8"
 RPLCS OEM# 71-4159, 71-3999



80-84043 CHROME
80-84043R RAW METAL
 FITS: TRIUMPH TR6/T120 '63-'70.
 I.D. 1-1/2"
 REPLACES OEM: 70-5866



80-84041 CHROME
 SIMILAR TO 80-84043, BUT WITH AN
 EXTENDED INLET PIPE WHICH HELPS
 WITH FITMENT TO OIF MODELS.
 29" INCHES LONG
 INLET PIPE IS 1 1/2" I.D
 AND IS SUPPLIED WITH A
 REDUCER FOR 1 3/8" PIPES
 1 3/4" PERFORATED
 NON REMOVABLE BAFFLE



80-84056 CHROME
 L/H OFFSET INLET
80-84057 CHROME
 R/H OFFSET INLET
 FITS: TRIUMPH
 23 1/4 " INCHES LONG
 3TA/5TA/T90/T100 57-73
 REPLACES OEM:
 70-2017 L/H, 70-2018 R/H
 1 1/2" PERFORATED NON
 REMOVABLE BAFFLE

80-84054 CHROME L/H
80-84055 CHROME R/H
 23 1/4 " INCHES LONG
 FITS: TRIUMPH 5T/6T
 T100/T110/T120 '55-'59
 1 1/2" PERFORATED NON
 REMOVABLE BAFFLE
 REPLACES OEM:
 70-3651 L/H 70-3652 R/H

REPLACEMENT MUFFLERS FOR TRIUMPH



80-84058 CHROME
L/H DUPLEX FRAME
80-84059 CHROME
R/H DUPLEX FRAME
 23 1/4 " INCHES LONG
 FITS: TRIUMPH
 6T/T110/T120 60-62
 1 1/2" PERFORATED NON
 REMOVABLE BAFFLE
 REPLACES OEM:
 70-4118 L/H, 70-4119 R/H



MUFFLER FOR NORTON, TRIUMPH



80-84045 NORTON "DUNSTALL" STYLE MUFFLER MOUNTED TO TRIUMPH



TRIUMPH
80-84045 CHROME
 SAME AS 80-84044 BUT WITH FITTINGS
 TO MOUNT ON OIL IN FRAME TRIUMPH'S
 1 3/4" LOUVERED NON REMOVABLE BAFFLE

NORTON
80-84044 CHROME
 FITS: COMMANDO ROADSTER '70-'74
 FASTBACK '71-'72. REPLACES OEM# 06178
 1 3/4" LOUVERED NON REMOVABLE BAFFLE

UNIVERSAL DUNSTALL REPLICA MUFFLERS

A. 80-84050
 27-1/4" LONG
 WIDE-MOUTH OUTLET
 1 3/4" PERFORATED REMOVABLE
 SPARK ARRESTER



A

B. 80-84051
 27-3/4" LONG REVERSE CONE
 1 1/2" PERFORATED NON
 REMOVABLE BAFFLE



B

UNIVERSAL "DUNSTALL" STYLE REPLICA MUFFLERS COMPLETE WITH INLET CLAMP, SLIDING BRACKET AND SLEEVES. MUFFLER HAS A 1 5/8" I.D. SLEEVES ARE SUPPLIED TO REDUCE I.D. TO 1 1/2" OR 1 3/8".

MUFFLER ADAPTERS FOR NEW TRIUMPHS

80-03255
 THESE MUFFLER ADAPTER ELBOWS ALLOW THE
 INSTALLATION OF MANY DIFFERENT AFTERMAR-
 KET MUFFLERS ON HINCKLEY TRIUMPH
 BONNEVILLE STANDARDS, T100'S AND THRUXTON
 MODELS. CONSTRUCTED FROM 18 GAUGE
 CHROME PLATED STEEL. SLIPS ONTO STOCK
 HEADER PIPES AND ALLOWS MUFFLERS WITH A 1
 1/2" OPENING TO BE EASILY MOUNTED.



EXHAUST PIPE SET FOR NORTON



80-03260
 THESE PIPES ARE CNC MANDREL BENT FOR PRECISION AND CONSISTENCY, THEN THE 1018 CARBON STEEL PIPES ARE POLISHED TO A FLAWLESS FINISH BEFORE BEING FINISHED IN DEEP LUSTROUS CHROME PLATING.

THEY ARE A DIRECT REPLACEMENT FOR OEM# 06-3375/06-3376 AND FIT:
 70-73 750 COMMANDO ROADSTER/HI-RIDER
 71-72 750 COMMANDO FASTBACK

WILL ALSO FIT 73-75 COMMANDOS WITH THE USE OF 750 HEADER CLAMPS. THESE PIPES DO NOT HAVE A CROSSOVER TUBE. EMGO CAN ALSO SUPPLY OEM OR A WIDE RANGE OF CUSTOM/CAFE' RACER MUFFLERS.

EXHAUST PIPE SET FOR TRIUMPH



80-03250
 CHROME FINISH
80-03251
 RAW METAL FINISH

REPLACES TRIUMPH OEM# 70-59557
 FITS: TRIUMPH 650 '63-'72
 NOTE: TR6 '69-'72 WILL REPLACE OE BALANCE PIPES

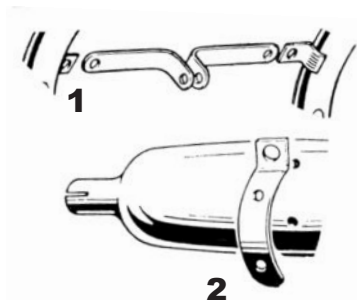
EXHAUST SYSTEM REDUCERS



80-47310
 3-PC METRIC REDUCER SET. EACH REDUCER REDUCES MUFFLER I.D. BY 2MM, REDUCING A 44.5MM(1-3/4") I.D. MUFFLER TO 42.5MM, 40.5MM AND 38.5MM.

80-84009
 3-PC IMPERIAL REDUCER SET. EACH REDUCER REDUCES MUFFLER I.D. BY 1/8", REDUCING A 1-3/4" I.D MUFFLER TO 1-5/8", 1-1/2" AND 1-3/8".

TRIUMPH EXHAUST/ MUFFLER BRACKETS



1) 80-62330
 HEADER PIPE BRACKET (CHROME)
 RPLCS OEM 70-6857

2) 80-62331
 MUFFLER BRACKET (BLACK)
 RPLCS OEM 70-4951
 10PCS EACH PER BAG

MUFFLER RUBBER MOUNTING STUD FOR NORTON



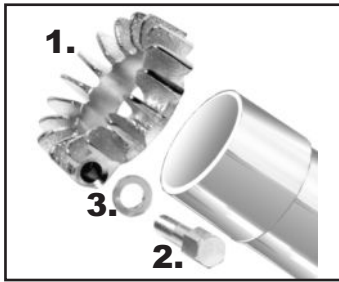
43-99751
 (LORD MOUNTS) '68-'75 ALL MODELS, TWO REQUIRED PER MUFFLER. '68-'74 HEAD STEADY, TOP BRACKET TO FRAME, ALL MODELS, TWO REQUIRED. '68-'70 GAS TANK, ALL MODELS, 4 REQUIRED. BAG OF 10 RPLCS NORTON OEM# 06-0622

KAWASAKI MUFFLER RUBBER BUSHINGS



80-38410
 FRAME TO MUFFLER MOUNTING BUSHINGS. 4-PER BIKE REQUIRED REPLACES OEM: 92092-010
 FITS: KZ305A/B 81-82, 87-88, KH400 76-78, S3/A 74-75, EN450 85-90, EX500 87-98, H2 74-75, KZ750B 76-80, KZ900 76-77, Z1A/B 73-75, KZ1000 77-81, KZ1000P 82-98,

EXHAUST CLAMPS FOR TRIUMPH



**80-62393
ALUMINUM
EXHAUST RING.
FOR MID 1972
AND UP 650'S**

EMGO#	DESCRIPTION/FITS	REPLACES OE:
1. 80-62390	1 5/8", T90, T100	70-4947
1. 80-62391	1 3/4", T120	70-4501
2. 80-62397	CLAMP BOLT	70-0409
3. 80-62398	HEMISPHERICAL WASHER	70-8860

HEAT SHIELDS



80-03201 12"

80-03200 7"

80-03202 4"

HEAT SHIELD-CHROME AVAILABLE IN 3 LENGTHS. THESE HEAT SHIELDS WILL HELP KEEP BOOTS/PANTS FROM MELTING ON YOUR CHROME EXHAUST PIPES. COMPLETE WITH MOUNTING HARDWARE.
FITS: 1-1/2" TO 2" OD PIPES

PIPE SILENCERS



80-78912



80-78943

THESE MUFFLER INSERT SILENCERS COME COMPLETE W/ MOUNTING BOLT AND NUT

- 80-78912** 1-1/2" (38MM) X 4" LONG
- 80-78921** 1-1/2" (38MM) X 8" LONG
- 80-78934** 1-3/4" (44MM) X 4" LONG
- 80-78943** 1-3/4" (44MM) X 8" LONG
- 80-78924** 2" (50MM) X 4" LONG

EXHAUST CLAMP FOR HONDA

80-62380

EXHAUST CLAMP 14 FINS
REPLACES OEM: 18231-333-010
FITS: CB100, CB100K1, CL100, CL100K1, SL100, SL100K, SL125, CA175K3, CB175K3, CL175K3, CB350F/F1, CB400F, CB500F, CB550K



HONDA CB EXHAUST COLLARS

80-62350

SPLIT EXHAUST COLLARS FOR HONDA CB.
CB350F (FOUR) 72-74
CB400F (FOUR) 75-76



CHROME EXHAUST CLAMPS



SIZE	"A" STRAIGHT 6" STEM	"B" SHORT CLAMP
1-1/2"	80-62320	80-62340
1-5/8"	80-62321	80-62341
1-3/4"	80-62322	80-62342
1-7/8"	80-62323	80-62343
2"	80-62324	80-62344
3"		80-62372

MUFFLER MOUNTING BRACKETS



VERSATILE CHROME PLATED BRACKETS. USEFUL FOR MOUNTING MUFFLERS AND OTHER USES. AVAILABLE IN TWO DESIGNS.

SINGLE HOLE	6 HOLE
80-62303 3" LONG	80-62316 6" LONG
80-62306 6" LONG	80-62318 8" LONG
80-62308 8" LONG	

EXHAUST SILENCER PLUGS

MADE OF SOFT RUBBER.

- 80-47330**
SMALLER
EXHAUST
- 80-47331**
LARGER
EXHAUST



CLASSIC BRITISH/VINTAGE JAPANESE



FRONT AND REAR SPROCKETS,

EMGO#	MAKE/MODEL	FIT /DESCRIPTION	OEM#	TEETH	FRONT/REAR
95-90018	TRIUMPH	T90-T100 '59-'74	57-1476	18	F
95-90019	TRIUMPH	T90-T100 '59-'74	57-1476	19	F
95-90020	TRIUMPH	T90-T100 '59-'74	57-1569	20	F
95-90118	TRIUMPH	T120/110T/6T/TR6 '47-'63	57-0471A	18	F
95-90119	TRIUMPH	T120/110T/6T/TR6 '47-'63	57-1715	19	F
95-90218	TRIUMPH	TR6/T120 '64-'73, T150 4 SPD.	57-1917	18	F
95-90219	TRIUMPH	TR6/T120 '64-'73, T150 4 SPD.	57-1918	19	F
95-90220	TRIUMPH	TR6/T120 '64-'73, T150 4 SPD.	57-1919	20	F
95-90221	TRIUMPH	TR6/T120 '64-'73, T150 4 SPD.	57-1919	21	F
95-90318	TRIUMPH	T120/140/160V 5 SPD.	57-4784	18	F
95-90319	TRIUMPH	T120/140/160V 5 SPD.	57-4783	19	F
95-90320	TRIUMPH	T120/140/160V 5 SPD.	57-4782	20	F
95-90321	TRIUMPH	T120/140/160V 5 SPD.	57-4785	21	F
95-90413	BSA	BANTAM		13	F
95-90414	BSA	BANTAM ALL MODELS		14	F
95-90415	BSA	BANTAM ALL MODELS	90-0068	15	F
95-90416	BSA	BANTAM ALL MODELS	90-0473	16	F
95-90513	BSA	BSA C15/B40		13	F
95-90514	BSA	BSA C15/B40		14	F
95-90515	BSA	BSA C15/B40		15	F
95-90516	BSA	BSA C15/B40		16	F
95-90517	BSA	BSA C15/B40		17	F
95-90518	BSA	BSA C15/B40		18	F
95-90519	BSA	BSA C15/B40		19	F
95-90612	BSA	BSA B25/B44/B50 C25*		12	F
95-90613	BSA	BSA B25/B44/B50 C25*		13	F
95-90614	BSA	BSA B25/B44/B50 C25*		13	F
95-90615	BSA	BSA B25/B44/B50 C25*		15	F
95-90616	BSA	BSA B25/B44/B50 C25*		16	F
95-90617	BSA	BSA B25/B44/B50 C25*		17	F
95-90618	BSA	BSA B25/B44/B50 C25*		18	F
95-90619	BSA	BSA B25/B44/B50 C25*		19	F
		<i>* ALSO FITS TRIUMPH T25, TR25</i>			
95-90818	BSA	A7/A10	67-3064	18	F
95-90819	BSA	A7/A10	67-3065	19	F
95-90918	BSA	A65	68-3093	18	F
95-90919	BSA	A65	68-3078	19	F
95-90920	BSA	A65	68-3073	20	F
95-90921	BSA	A65	68-3089	21	F
95-91218	NORTON	COMMANDO, LATE AMC TWINS	04-0456	18	F
95-91219	NORTON	COMMANDO, LATE AMC TWINS	04-0480	19	F
95-91220	NORTON	COMMANDO, LATE AMC TWINS	06-0931	20	F
95-91221	NORTON	COMMANDO, LATE AMC TWINS	06-0721	21	F
95-91222	NORTON	COMMANDO, LATE AMC TWINS	06-0759	22	F
95-91223	NORTON	COMMANDO, LATE AMC TWINS	06-3420	23	F
95-91224	NORTON	COMMANDO, LATE AMC TWINS	06-3421	24	F
95-95047	TRIUMPH	TR6/T120 '71-'74, TR7/T140 '73-'74 (CONICAL HUB)	37-3747	47	R
95-95050	TRIUMPH	T150 '71-'74	37-4046	50	R
95-95050	BSA	ROCKET 3 '71-'72 (CONICAL HUB)	37-4046	50	R
95-95146	TRIUMPH	5TA/T100 '66-'74, 6T/TR6/120 '66-'70 (8 HOLE)	37-1499	46	R
95-96243	TRIUMPH	T100/T120 BOLT ON DRUM SPROCKET '47-'55	37-1276	43	R
95-96246	TRIUMPH	T100/T120 BOLT ON DRUM SPROCKET '47-'55	37-0951	46	R
95-94800	TRIUMPH	BRAKE DRUM BLACK	37-1498		
95-95247	TRIUMPH	T140 '79 W/LESTER MAG WHEEL	37-7089	47	R
95-95343	TRIUMPH	T100, '59-'65, T120 '60-'65*	37-1376	43	R
95-95346	TRIUMPH	T100, '59-'65, T120 '60-'65*	37-1040	46	R
		<i>* DRUM SPROCKET, QUICKLY DETACHABLE SPLINED TYPE</i>			
95-95445	TRIUMPH	TR7/T140 '76-UP (DISC MODELS)	37-7072	45	R
95-95447	TRIUMPH	TR7/T140 '76-UP (DISC MODELS)	37-7064	47	R
95-96047	BSA	A65 '66-'70 (10 HOLE)	68-6088	47	R

BRITISH



88-58590
 500/650 PRE-UNIT TRI.
 MODELS '54-'62 (S/ARM)
 SINGLE CHAIN 43T
 ALSO BSA A10 '60-'63
 REPLACES OEM 57-1549



88-58591
 T140, TR7 '73-'80 TRIPLEX
 CHAIN 58T
 REPLACES OEM 57-4640




88-58592
 5TA, T100/110/120, 6T TR6
 '60-'74 DUPLEX CHAIN
 REPLACES OEM 57-1570

EMGO# DESCRIPTION


88-57400 STEEL BACKED, BONDED FRICTION PLATE.
 REPLACES TRIUMPH: 57-1362/57-4763 AND
 BSA: 42-3192
 FITS: BSA A7/A10 1960-1963 WITH 4
 SPRING CLUTCH AND
 A50/A65 1966-1972
 TRIUMPH 350/500/650/750 56 ON

88-57406 6-PIECE SET OF ABOVE CLUTCH DISCS.

88-57440 BSA UNIT SINGLES C15/B25/B40/B44
 B50 AND TRIUMPH SINGLES USING BSA
 ENGINES BSA# 57-2726
 4 PLATES REQUIRED PER BIKE.



**CLUTCH SPRING SET
 FOR CLASSIC TRIUMPH
 AND BSA**



88-57493
 3 PC. SET IN POLYBAG
 CLUTCH SPRING KIT.
 REPLACES TRIUMPH OEM:
 57-1830
 BSA OEM: 68-3321
 FITS: TRIUMPH T120 '63 ON
 (3-SPRING MODELS)
 BSA A50/65 1966-1972

CLUTCH STEEL PLATE SET FOR CLASSIC



88-57436

88-57436
 CLUTCH STEEL PLATE SET (6PC.)
 REPLACES TRIUMPH OEM: 57-1363
 FITS: 500 5TA, T100 '60-'74, 650 ST, TR6,
 T110/120 '56-'72, 750 TR7, T140 '73-'80
 REPLACES BSA OEM: 42-3195
 FITS: BSA A7/A10 1960-1963 A50/A65 1966-1972




16-26000

ALL-RUBBER RIM LOCKS


EMGO#	DESCRIPTION	TIRE SIZE
16-26000	RIM LOCK 1.60	2.50-3.00
16-26010	RIM LOCK 1.85	3.25-3.50
16-26020	RIM LOCK 2.15	4.00-4.50
16-26030	RIM LOCK 2.75	4.75 & UP

98-88797



RIM STRIPS

EMGO#	DESCRIPTION
98-88791	RIM STRIP 21"
98-88794	RIM STRIP 14"
98-88796	RIM STRIP 16"
98-88797	RIM STRIP 17"
98-88798	RIM STRIP 18"
98-88799	RIM STRIP 19"
98-88790	RIM STRIP 10"



84-15630

RUBBER BATTERY TRAY
FITS: 1966-'70 TRIUMPH
REPLACES TRI. OEM: 82-8091



84-15632

TRIUMPH BATTERY TRAY RUBBER
RPLCS: OEM: 82-6968
FITS 500/650/750
TWINS 1966-ON
PACKAGED 10 PER BAG
20-PER CASE



84-15633

BATTERY RETAINING STRAP ANCHOR
FITS: '66-'74 500 TWINS
'66-'70 650 TWINS
REPLACES TRI. OEM: 82-8032

43-99766



ISOLASTIC GAITER FRONT ENGINE MOUNT FOR '68-'74 NORTONS
REPLACES NORTON OEM: 06-3718

43-99764



ISOLASTIC GAITER REAR ENGINE MOUNT FOR '68-'74 NORTONS.
REPLACES NORTON OEM: 06-3719

43-99791



RUBBER COVER FOR TRIUMPH SPEEDO AND TACH
FITS TWINS AND TRIPLES TACHS AND SPEEDOS.
REPLACES TRIUMPH OEM: 60-2600



83-61695



83-61693



83-61691



83-61690



83-61692



83-88094



83-88095



83-87985

(NOTE: SHIFT LEVERS COME WITHOUT RUBBER PEG.)



83-87950



83-87951

BSA/Triumph, Norton Shift Levers

MODEL	YEARS	DESCRIPTION	EMGO #	RPLCS. OEM
BSA A50/65	ALL	SHIFTER	83-88094	BSA 40-3073
BSA B25/25SS/40/44	ALL	SHIFTER	83-88094	BSA 40-3073
BSA B50, C15/25	ALL	SHIFTER	83-88094	BSA 40-3073
Triumph TR25/TR25S	ALL	SHIFTER	83-88094	TRI 57-1164
Triumph 350/500	57-74	SHIFTER	83-87951	TRI 57-1435
Triumph 500/650	54-62	SHIFTER	83-87950	TRI 57-1194
Triumph 650	63-79	SHIFTER	83-88095	TRI 57-3757
Triumph 750 Twins	73-up	SHIFTER	83-88095	TRI 57-3757
Norton Commandos	ALL	SHIFTER	83-87985	NOR. 06-14999

KICKSTART LEVERS

BSA A7, A10, A50, A65, B25, B44, B50	ALL	KICKSTART LEVER	83-61690	BSA 57-2764
Norton Commandos	ALL	KICKSTART LEVER	83-61693	NOR. 06-1464
Norton Commando Mark III	ALL	KICKSTART LEVER	83-61697	NOR. 12-1018
Norton Pre Commando Twins	ALL	KICKSTART LEVER	83-61695	NOR 04-0434
AMC/AJS Matchless	ALL	KICKSTART LEVER	83-61695	
Triumph T90, T100	57-64	KICKSTART LEVER	83-61691	TRI 57-1677
Triumph 650 Twins	63-71	KICKSTART LEVER	83-61692	TRI 57-3632
Triumph Twins, Triples	73-up	KICKSTART LEVER	83-61692	TRI 57-7018
Triumph T100/ Longer Version	68-74	KICKSTART LEVER	83-61696	TRI 57-3797

KICKSTART REPLACEMENT RUBBER

Norton Open End Kickstart lever	ALL	KICKSTART RUBBER	83-11471	
Triumph All Open End Kickstart Lever	ALL	KICKSTART RUBBER	83-11470	

GEARSHIFT REPLACEMENT RUBBER

SHIFT RUBBER W TRIUMPH LOGO	PRE 67	GEARSHIFT RUBBER	83-11460	57-0449
TRIUMPH/BSA	68-UP	GEARSHIFT RUBBER	83-88090	TRI 57-11470
TRIUMPH TWINS		GEARSHIFT RUBBER	83-88091	
NORTON ATLAS/COMMANDO		GEARSHIFT RUBBER	83-88092	NOR 040086

83-11460



TRIUMPH

83-88091



TRIUMPH

83-88092



NORTON

83-11471



NORTON

83-11470



TRIUMPH

RETURN/SIDESTAND SPRINGS FOOTREST REPLACEMENT RUBBER, FOOTREST SETS AND STUDS

RETURN SPRINGS, SIDE STAND SPRINGS



**83-61649
CENTER STAND
SPRING**

FITS: T100/120/150
RPLCS. TRI OEM:
82-3617



**83-61648
SIDE STAND SPRING**
FITS: T100, T120
RPLCS. TRI. OEM: 82-2610



**83-61694
KICKSTART SPRING**
RPLCS TRI. OEM:
53-0031



**83-61644
CHROME
SIDE STAND
SPRING**

RPLCS TRI. OEM: 82-8382



**83-61645
CENTER STAND RETURN SPRING**

FITS: 650, T120, TR6, '63-'70 TRIPLE,
T150, T160 '69-'75
RPLCS TRI. OEM: 82-4671

REPLACEMENT FOOTREST RUBBERS

54-05477



**TRIUMPH
REPLACES
OEM:
82-1695**

54-05460



**TRIUMPH
FITS: T120/150
(PRE'79)
REPLACES
OEM:
82-9279**

54-05461



**TRIUMPH
FITS: T140
('79UP)
REPLACES
OEM:
83-7256/7**

54-05463



**BSA
A65 OIL IN
FRAME MODELS
REPLACES
OEM:
83-2651**

54-05466



**NORTON
'57-'75,
4-7/8 X 9/16
BORE.
REPLACES
OEM:
067760**

FOOTREST SETS AND STUDS



54-05470

**FOLDING
UNIVERSAL
PILLION
FOOTREST
SET**



50-26615

**UNIVERSAL
TRIUMPH
HIGHWAY
PEGS.**



**BSA
FOOTPEG
RUBBER**

54-05464

**FOOTPEG
RUBBER
WITHOUT
LOGO
RPLCS.
BSA OEM
29-7551**



**54-05473
NORTON FOOTREST STUD
FITS: NORTON '67-'74 MODELS
REPLACES OEM: 06-2734**

BRITISH


EMGO #	REPLACES	DESCRIPTION/FITS	YEAR
23-93120	<i>TRI. 82-8091</i>	HANDLEBAR MOUNT RUBBER ALL 63 AND UP EXCEPT C-MODELS	1963 UP
84-15630	TRI. 82-6968	BATTERY TRAY RUBBER	
84-15632	TRI. 82-6968	BATTERY TRAY RUBBER GROMMETS	
		500/650/750 TWINS	1966 UP
43-06730	TRI. 82-8192/93	TRIUMPH KNEE PAD SET T100/T120	
43-06731	TRI 82-5401/02	TRIUMPH KNEE PAD SET	1966-1967
43-99761	TRI 83-2626	CARB TO FILTER T120/140	
43-99760	NOR 06-2537	CARB TO FILTER FOR COMMANDO	1969-1974
43-99762	TRI 83-2625	CARB TO FILTER TRIUMPH TR6 BSA A65	1971-1972
43-99763	TRI 82-9562 BSA 82-9562	CARBS TO AIR FILTERS BSA TRIUMPH TRIPLES	71-UP
43-99764	NOR 06-3716	REAR ISOLASTIC GAITER COMMANDO	1968-1974
43-99765	TRI 97-4461	HEADLIGHT BRACKET RUBBER RING T140/TR7	ALL
43-99766	NOR 06-3718	ISOLASTIC GAITER FRONT ENGINE MOUNT	1968-1974
43-99770	TRI 99-9980 LUCAS 862217	TR7RV/140 TWINS NORTON BSA	1973 UP 1971 UP 1956-1975 1966-1970
43-99771	TRI 71-1345	INNER ALTERNATOR GROMMET	
43-99772	TRI-70-4144	OUTER ALTERNATOR GROMMET	
24-71590	TRI 82-9	COIL MOUNTING RUBBER T120/T140	
43-99790	BSA 67-5088	NACELLE SPEEDO RUBBER MOUNT BSA A/B/M MODELS	
43-99791	TRI 60-2600	RUBBER COVER FOR SPEEDO/TACH TWINS AND TRIPLES	
43-99750	NOR 06-0636	OIL TANK MOUNTING RUBBER STUD NORTON COMMANDOS	
43-99751	NOR 06-0622	ENGINE/MUFFLER RUBBER MOUNTING STUD FOR COMMANDO	
43-99780	TRI 82-6673 BSA 68-8367	GROMMET FOR OIL TANKTOP, SIDE PANEL TRIUMPH 500 TRIUMPH 650 SIDE PANEL ONLY: TRIUMPH 650 TRIUMPH 750TWIN BSA 650 TWIN	1968-1974 1968-1970 1971-1973 73-UP 1971-1972
43-99781	TRI-826039	GROMMET OIL TANK LOWER: TRIUMPH 500 TRIUMPH 650 TRIUMPH T150 BATTERY CARRIER: TRIUMPH 650 BSA 650 TRIUMPH 750 TWIN	1960-1974 1968-1970 1969-1974 1971-1973 1971-1972 1973-UP
43-99782	TRI 82-5228 (PLAIN)	GROMMET FOR TRIUMPH TANK (FRONT) 500, T150/160 TRIPLES 650 TWINS	1964-1974 1964-1970
43-99783	TRI 82-5336 (DOUBLE SPIGOT)	GROMMET FOR TRIUMPH TANK (REAR) 500 T150/160 TRIPLES 650 TWINS	1964-1974 1964-1970
43-99738	BSA 82-9064	TANK CENTER RUBBER (REAR) BSA B25	1967-1968
43-99739	BSA 83-1658	GAS TANK RUBBER (REAR) BSA B25	1967-1968
43-99740	BSA 68-8081	GAS TANK RUBBER (REAR) A50/A65	TO-1970
43-99741	BSA 68-8017	GAS TANK RUBBER (FRONT) A50/A65 (4-GALLON TANK)	1966-1970
43-99742	BSA 68-8110	GAS TANK RUBBER (FRONT) A50/A65 (2-GALLON TANK)	1966-1970
43-99747	TRI 83-4932	TUNNEL RUBBER (FRONT) T120/140	1971-UP
43-99748	TRI 82-0967 (PLAIN)	GAS TANK RUBBER (REAR) TRIUMPH 500 TRIUMPH 650 TRIUMPH T150 TRIPLE	1954-1974 1954-1970 1969-1974
43-99749	TRI 82-5229 (SPIGOT)	GAS TANK RUBBER (FRONT) TRIUMPH 500 TRIUMPH 650	1964-1974 1964-1970
43-99738	BSA 82-9064	TANK CENTER RUBBER (REAR) BSA B25	1967-1968

FUEL PETCOCKS, GAS CAPS, TANK EMBLEMS, EMBLEM SCREWS, FILLER NECKS

FUEL PETCOCKS



43-67182 43-67183



43-67184 43-67185



07-67100 07-67110

EMGO#	DESCRIPTION	OEM#
43-67182	FLAT LEVER WITH INDICATOR AND LOCKNUT 1/4" X 1/4" (WITH TUBE)	
43-67183	FLAT LEVER WITH FILTER AND LOCKNUT 1/4" X 1/4" WITH FILTER STRAIGHT THROUGH	83-2801
43-67184	FLAT LEVER 1/4" X 1/4" WITH FILTER AND LOCKNUT (WITH TUBE)	82-2800
43-67185	FLAT LEVER WITH INDICATOR AND LOCKNUT 1/4" X 1/4" STRAIGHT THROUGH	60-4512
43-67187	3/8" X 7/16" 90 DEGREE	

HARLEY® TYPE PETCOCKS FOR CUSTOM TANKS

EMGO #	THREAD SIZE	OUTLET	OEM #
07-67100	21MM	STRAIGHT	62129-75
07-67110	3/8 NPT	STRAIGHT	62125-55B
07-67112	1/4 NPT	STRAIGHT	
07-67130	21MM	90°	
07-67140	3/8 NPT	90°	
07-67142	1/4 NPT	90°	
07-67160	21MM	STRAIGHT	62129-75 62168-81
07-67161	21MM	90° LEFT	
07-67162	21MM	90° RIGHT	
07-67170	3/8 NPT	STRAIGHT	62125-55

GAS CAP

43-73411	HARLEY® TYPE	VENTED GAS CAP FOR CUSTOM TANKS
----------	--------------	------------------------------------

REPLACEMENT GAS CAPS FOR TRIUMPH



07-67140 07-67162

GAS TANK FILLER NECKS



43-91627
FOR CUSTOM
MODIFICATIONS
FITS TRIUMPH TANK
SHOWN PG. 19
SOLD IN BAGS OF 10.



43-73490 43-73491

43-73490
FITS: EARLY ('50'S
AND UP)
REPLACES OEM:
82-3220

43-73491
REPLACEMENT
GASKET
REPLACES OEM:
82-4048
FITS 43-73490

TANK BADGES



43-91620B PAINTED
RPLCS. TRIUMPH
OEM: 82-9700

EACH
SOLD AS A
PAIR WITH
MOUNTING
SCREWS



43-91624
RPLCS. TRIUMPH
OEM: 83-5361

TRIUMPH TANK BADGE SCREWS



NEW SCREWS SOLD IN BAGS OF 50

43-91620E
GAS TANK BADGE
SCREWS,
ROTOR INSPECTION
SCREWS.
REPLACES OEM:
82-4129

43-91620C
8MM RPLCS
OEM:82-7888

43-91620D
17MM RPLCS
OEM: 83-1339

BRITISH

REPLACEMENT REPLICA GAS TANKS



43-91670
GAS TANK FOR NORTON COMMANDO
43-91677
GAS TANK FILLER NECK
10 PCS BAG



43-91620
FITS: 1966-1970 BONNEVILLE, TR6
REPLACES OEM: 82-9702
TANK BADGES NOT INCLUDED
43-91620B TANK BADGE

CUSTOM GAS TANKS



43-91640
"SPORTSTER
STYLE"



ALIEN
STYLE



43-91601



MUSTANG
STYLE

EMGO#	Description
43-91605	2.2 Gallon Single fill Mustang Tank
43-91606	2.2 Gallon Dual fill Mustang Tank
43-91603	2.8 Gallon Single fill Mustang Tank
43-91604	2.8 Gallon Dual Fill Mustang Tank
43-91601	3.3 Gallon Single fill Tank
43-91602	3.3 Dual Fill Mustang Tank
43-91631	2.2 Gallon Single fill Alien Tank
43-91632	2.2 Gallon Dual fill Alien Tank
43-91640	1958-1978 Sportster Peanut Tank

GAS TANK FILLER NECK
43-91642
FOR USE ON ALL OF
OUR CUSTOM TANKS



TRIUMPH KNEE PAD SETS



43-06732
TRIUMPH BOLT ON KNEE PAD SET
RPLCS OEM: 82-2551, 82-2552
PRE UNIT MODELS 1938-1962
WITH 4-GALLON GAS TANKS, AND
1963-1965 UK SPEC UNIT
CONSTRUCTION 6T THUNDERBIRDS
AND 120 BONNEVILLE.



43-06730
TRIUMPH KNEE PAD SET
FITS T100/T120 MODELS,
1968-'70 TR6/T120
RPLCS TRIUMPH OEM:
82-8192, 82-8193.



43-06731
TRIUMPH KNEE PAD SET
FITS 1966-1967 MODELS
REPLACES TRIUMPH OEM:
82-5401, 82-5402.

REPLACEMENT SWITCHES, IGNITION SWITCHES



46-68833



46-68733 BLACK WIRE
46-68733A GREY WIRE



46-15410



46-68822



46-68736



46-68740

REPLACEMENT SWITCHES

EMGO#	DESCRIPTION/FITS	REPLACES
46-68733	REPLICA LUCAS HORN/DIP SWITCH	
BLACK WIRE	WIRE IS 27" IN LENGTH AND COMES IN	
46-68733A	IN GREY OR BLACK	LUCAS 31563
GREY WIRE		
46-68833	HEADLIGHT SWITCH	LUCAS 31788
	TRIUMPH 500 TWINS '68-'74	
	650 TWINS 68-78	
	TR7RV/T140V '73-'78	
	NORTON COMMANDO '68-'70	
	BSA TWINS AND VARIOUS SINGLES '68-'70	
46-15410	ENGINE OFF SWITCH	35835
	BSA A75, '69-'70	
	TRI T100C/TR6C '66-'70	
	TRI T120R '66-'67	
	TRI T150 '69-'70	
	TRI TR5T '73-'74	
46-42550	BRAKE LIGHT SWITCH	54033234
	BSA A7/A10 '54-'63	
	TRI 500 '64-'70	
	TRI 650/T150 '64-'70	
46-42560	BRAKE LIGHT SWITCH	34815
	NORTON COMMANDOS '68-'75	
	TRI BSA TRIPLES '71-UP	
	BSA TWINS '71-UP	
	SINGLES	
	<i>WIPAC DUCON/TRICON REPLICA SWITCHES WITH WIRING</i>	
46-68821	DUCON HORN/DIPPER SWITCH	(WIPAC REF) 101357
46-68822	TRICON HORN/DIPPER & ENGINE CUT-OUT OR MAIN BEAM FLASHER	(WIPAC REF) 101358
46-68730	LUCAS STYLE HORN OR KILL SWITCH FOR 7/8" BARS	76204
46-68732	1" TRIUMPH PRE-UNIT MILLER STYLE HORN/DIP SWITCH	76201
46-68736	FOR 7/8" BARS	157HV
	COMES WITH 19" WIRE HARNESS	
46-68740	3-POSITION (HORN-HI-LOW)	31563
	FITS MANY '56-'70 MODELS	
	DRILLED BRITISH MODEL HANDLEBARS OR LEVER.	
	COMES WITH 24" WIRE HARNESS (UK)	
	WIRE HAS BEEN EXTENDED BY 8" FROM PREVIOUS SWITCH.	
	THE WIRE HAS BEEN MODIFIED FROM BLACK TO GREY	



**LUCAS
REPLICA
IGNITION/
LIGHTNING
SWITCH**

40-64070

FOR LATE MODEL
TRIUMPHS. REPLACES
LUCAS OEM: 35351



40-64000

UNIVERSAL IGNITION/
LIGHT SWITCH.
THREE POSITION.COMES
WITH TWO KEYS.
IDEAL BRITISH BIKE
REPLACEMENT FOR
MANY MODELS



***40-64081
SWITCH
ASSEMBLY
BODY FOR
CLASSIC
BRITISH.**

FITS: NORTON ATLAS/
COMMANDO '67-'70
TRIUMPH T140 '73-'78,
500CC T100 '66-'74,
650CC TR6/T120 '66-'70,
BSA A50/65 '66-'70,
750CC A75 '69-'72 &
VARIOUS SINGLES
REPLACES LUCAS
OEM: 30608

***40-64082 SWITCH AND
KEY S FOR 40-64081 SOLD
AS A SINGLE UNIT.
REPLACES LUCAS OEM:
31899**



***40-64080
REPLACES OEM:
5433S169
IGNITION LOCK
WITH 2-KEYS**

FITS ALL
MODELS '66-UP
WITH LUCAS
30608/39784 ETC.
AND USE WITH
40-64081

BRITISH

HEADLIGHT BRACKETS



66-35830
POLISHED ALUMINUM
FINISH

SOLD AS A PAIR

SHIMS INCLUDED IN KIT: 35MM, 39MM, 41MM,




66-35832
SATIN BLACK FINISH

**NORTON COMMANDO
HEADLIGHT BRACKETS**



66-35828
NORTON COMMANDO
HEADLIGHT BRACKETS.
FITS ALL MODELS
1971 AND LATER.
REPLACES OEM:
06-2028, 06-2029.

UNIVERSAL HEADLIGHT BRACKETS



66-35850
UNIVERSAL HEAVY DUTY
ALUMINUM/CHROME
PLATED STEEL BRACKET
35MM SLEEVE INCLUDED
SLEEVES NOW AVAILABLE
IN MORE SIZES
66-35855 32mm
66-35851 35mm
66-35852 38mm
66-35854 41mm



66-35800
CHROME PLATED

66-35810
BLACK FINISH
UNIVERSAL HEADLIGHT
BRACKETS THAT WILL FIT MOST
FRONT FORKS. EACH PAIR
INCLUDES ALL MOUNTING
HARDWARE.



66-35801
THESE HEADLIGHT
BRACKETS ARE A
STAINLESS STEEL VERSION
OF 66-35800/66-35810.
ELECTROLYTICALLY
POLISHED FINISH.
FITS WELL ON 32MM - 39MM
FORK TUBES.

**UNIVERSAL IGNITION
SWITCH BRACKET**



40-64050
CHROME PLATED
UNIVERSAL SWITCH
BRACKET.
SWITCH HOLE IS 22.5MM,
BOLT HOLE IS 9.5MM
OVERALL LENGTH
IS 75MM

BRITISH STEERING LOCK

40-81090

NORTON OEM# 03-0175
TRIUMPH OEM# 82-6738
BSA A7/A10/M20/M21 1954-1962
BSA B31/B33 1959 UP,
A50/A65 1966 UP
A75 ROCKET III 1969 UP
NORTON TWINS 1963-1974
TRIUMPH 350/500/650/750 TWINS
AND TRIPLES 1967-1979



IGNITION SWITCH BRACKET, STEERING LOCK, HEADLIGHT BRACKETS,

BRITISH

NEW

NOW AVAILABLE WITH A BLACK SHELL AND CHROME RIM



ARIS REPLICA HEADLIGHT

66-84164 CHROME

66-84165 BLACK

66-84163 REPLACEMENT LENS AND GASKET

POPULAR BACK IN THE LATE 60'S TO EARLY 70'S

THIS NEW REPLICA NOW HAS A TAKES A H6 12V 35/35W BULB

48-67790

12V H6 35/35W REPLACEMENT BULB FOR OUR TRIANGULAR HEADLAMP #66-84164 SOLD IN BOXES OF 10.



TRIANGULAR SPOTLAMP

AVAILABLE IN CHROME OR BLACK

66-84166 CHROME

66-84168 BLACK

POPULAR STYLE BACK IN THE 60'S.

VERY SIMILAR TO OUR 66-84164

BUT WITH A SINGLE FILAMENT BULB

(H3 12V/55W) AND A SHALLOWER

MORE ROUNDED SHELL.



6-1/4" REPLACEMENT HEADLIGHTS

THESE GOOD LOOKING, INEXPENSIVE REPLACEMENT HEADLIGHT UNITS ARE AVAILABLE IN CHROME OR GLOSS BLACK W/ CHROME RIMS.

6-1/2" BETWEEN FORK EARS MOUNTING HOLES.

REPLACEMENT H4 BULB: 48-67700

STANDARD BULB: 48-65802

CHROME:

66-64310 W/ QUARTZ UNIT NO BULB

66-64312 W/ QUARTZ UNIT PLUS H4 BULB

66-64314 W/ STANDARD BULB/GLASS

LIGHT UNIT ONLY

66-64313 QUARTZ USE W/ H4 BULB

66-64343 STANDARD BULB

BLACK SHELL

66-64313 WITH H4 BULB

66-64315 STANDARD BULB



66-84172

SHALLOW 4.5" CRUISER SPOTLIGHT

66-84172A

SAME SPOTLAMP AS 66-84172 (PICTURED)

EXCEPT THE SEALED BEAM LIGHT UNIT

HAS A CLEAR LENS RATHER THAN A

FLUTED LENS.

12V 30W SEALED BEAM ONLY 66-84176

4.5" SHALLOW CRUISER STYLE

WITHOUT LIGHT UNIT 66-84170

E MARK (EUROPE) LIGHT UNIT 66-84171

A. WITH MADE IN USA LIGHT UNIT 66-84172

LIGHT UNIT ONLY 66-84173T

E MARK LIGHT UNIT ONLY 66-84174

RIM ONLY 66-84175

B. HOODED RIM ONLY 66-84177

4.5" SPOTLIGHT AND HOODED RIM
WITHOUT LIGHT UNIT. 66-84178

**C. COMPLETE LIGHT UNIT WITH
HOODED RIM. 66-84179**



CLASSIC LIGHTING

66-84147 NON HOODED

66-84146 HOODED

ALL NEW 5 3/4" DIAMETER

8" LENGTH CLASSIC STYLED

CUSTOM HEADLIGHTS

BOTH LIGHTS HAVE CLEAR LENS

WITH DIAMOND CUT REFLECTOR,

4H 12V 60/55 HALOGEN BULB

AND BOTH BOTTOM MOUNT



**66-84147
NON HOODED**

**66-84146
HOODED**

BULLET HEADLAMP

66-84196

4.5" BULLET SHAPED
BOTTOM MOUNT HEADLAMP

HOODED RIM, CLEAR LENS WITH
DIAMOND CUT REFLECTOR

12V 60/55W H4 BULB



BUFFALO LIGHTS

GOOD LOOKING CHROME PLATED STEEL BODY
LIGHTS WITH SLOTTED SIDE DESIGN.

A. 66-65082

6.5" HEADLIGHT WITH H4 60/55 WATT P43T
HALOGEN BULB (48-67700)

B. 66-84142


5.75" HEADLIGHT WITH H4 60/55 WATT P43T
HALOGEN BULB (48-67700)

C. 66-84192

4.5" SPOTLIGHT WITH H3 55 WATT HALOGEN BULB
(48-67730)

D. 66-84194

4.5" HEADLIGHT 60/55 HIGH LOW H4 HALOGEN BULB
CLEAR LENS WITH DIAMOND CUT REFLECTOR.



HEADLIGHTS, REPLACEMENT SEALED BEAMS, BULBS, HEADLIGHT MOUNTING KIT

MINI 3.5" HEADLAMP



66-84181



66-84184

66-84181

3.5" PLAIN HEADLAMP/PLAIN RIM W/H4 BULB

66-84183

3.5" PLAIN HEADLAMP/HOODED RIM WH4 BULB

66-84184

3.5" BUFFALO HEADLAMP/HOODED RIM W/H BULB

66-84185

PLAIN RIM ONLY

66-84186

HOODED RIM ONLY

66-84182

3.5" LIGHT UNIT WITHOUT BULB

BOTH HEADLAMPS ARE EQUIPPED WITH A

H4 12V 60/55W BIII R



**4-1/2" HEADLAMP
OLD STYLE
CHOPPER LIGHT**

OLD STYLE 4.5" CHOPPER LIGHT WITH HI-LO BEAM INDICATOR. AVAILABLE WITH OR WITHOUT LIGHT UNITS. ALL UNITS HAVE A HIGH QUALITY CHROME BODY, RIM AND BULB SOCKET/WIRES

66-84120 W/O LIGHT

66-84121 WITH LIGHT

48-65922 REPL. BULB 12V 35W



**4-1/2" HEADLAMP
STANDARD PEAR
SHAPE**

AVAILABLE WITH OR WITHOUT LIGHT UNITS. ALL UNITS HAVE A HIGH QUALITY CHROME BODY, RIM AND BULB SOCKET/WIRES

66-84122 WITH LIGHT 12V

66-84123 WITHOUT LIGHT

66-84126 RIM ONLY

48-65922 REPL. BULB 12V 35W



**4.5"
HEADLIGHT
WITH H4 60/55**

66-84127

UNIVERSAL APPLICATION 4.5" HEADLIGHT,

BOTTOM MOUNT

WITH H4 60/55 WATT HALOGEN BULB.

16" WIRE LEAD AND HIGH BEAM INDICATOR



**5-3/4" "BATES"
STYLE HEADLIGHT**

AVAILABLE IN SIDE OR BOTTOM MOUNT STYLE. REPLACEMENT H4 BULB: 48-67700

SIDE MOUNT:

**WITHOUT LIGHT UNIT
66-84100**

**WITH H4 60/55 WATT BULB/LIGHT UNIT
66-84101**

BOTTOM MOUNT:

**WITHOUT LIGHT UNIT
66-84150**

**WITH H4 60/55 WATT BULB/LIGHT UNIT
66-84151**

REPLACEMENT QUARTZ LIGHT UNITS:

5-3/4" LIGHT UNIT ONLY NO BULB 66-84160

LUCAS STYLE HEADLIGHT MOUNTING KIT



NEW

66-65079

LUCAS STYLE HEADLIGHT KIT INCLUDES 4-WIRE CLIPS, 1-HEADLIGHT RIM RETAINING SCREW, AND 1 WIRING PIGTAIL SOCKET

THESE KITS ARE REQUIRED TO ASSEMBLE THE FOLLOWING.

LUCAS REPLICA HEADLAMPS: 66-65060, 66-65061, 66-65062, 66-65063, 66-65064, 66-65071, 66-65072

NEW

BRITISH

LUCAS REPLICA HEADLIGHT SHELLS

LUCAS STYLE 5 3/4" HEADLIGHT SHELL AND RIM.

66-65074

GLOSS BLACK SHELL CHROME RIM

66-65073

CHROME SHELL CHROME RIM

66-65075

RIM ONLY



REPLACEMENT LUCAS REPLICA 7" RIM 66-65067 PAGE 26



TOP



TOP



TOP



TOP



BOTTOM



BOTTOM



BOTTOM



BOTTOM

66-65061

**FITS: TRIUMPH '60-'65
REPLACES TRIUMPH
OEM: 99-9968
REPLACES LUCAS OEM:
54520774**

66-65062

**FITS: TRIUMPH '68-'70
BSA A50/65 '68-'70
1 WIRING HOLE
RPLCS. TRI.
OEM: 99-9969
REPLACES LUCAS OEM:
54523508**

66-65063

**FITS: TRI. T100 '71-'74
NORTON '71-'74
1 WIRING HOLE**

66-65064

**FITS: TRIUMPH T160 '75,
TR8, RV/T140 '79-UP,
NORTON COMMANDO '75
3 WIRING HOLE
REPLACES TRIUMPH
OEM: 99-7098
REPLACES LUCAS OEM:
54115106, WW10149**



BOTTOM



TOP

66-65060

**REPLACES TRIUMPH OEM: 99-7039 FITS:
750 T140/TR7 '73-'77, T150 '73-'74, 3 WIRING HOLE.**

LUCAS REPLICA HEADLIGHT SHELLS FOR TRIUMPH, BSA



**66-65071
TOP**



**66-65071
BOTTOM**

**66-65071
FITS 1971-1972
BSA/TRIUMPH
TWINS AND
TRIPLES.
SHELL HAS 3
IDIOT LIGHT AND
ONE SWITCH
HOLE ASSEMBLY.
REPLACES OEM
99-1221**

LUCAS# 60260



**66-65072
TOP**



**66-65072
BOTTOM**

**66-65072
FITS 1969-1970
BSA/TRIUMPH
TRIPLES. SHELL
IS PLAIN
WITH NO HOLES.
REPLACES OEM
99-1029
LUCAS# 54524009**

FOR UNIVERSAL APPLICATION



66-65066



66-65068



66-65069

66-65066 CHROME W/ CHROME RIM

66-65068 BLACK W/ CHROME RIM

**66-65069 FAUX CARBON FIBER
STYLE W/ CHROME RIM**

REPLACEMENT SEALED BEAM

(OFF ROAD LIGHTING)

FIT: EMGO AFTERMARKET AND ORIGINAL EQUIPMENT HOUSINGS



CLEAR FLUTED LENS

66-84173T
4 1/2" 114MM 35W

66-84134T
5 3/4" 146MM 12V 37.5/60W

66-75810T
7" 178MM 12V 75/75W

H4 HEADLIGHT BULB



48-67700

H4 12V 60/55W WITH P43T TYPE BASE. SOLD IN BOXES OF 10.

LIGHT UNITS

STANDARD 7"

FLAT 5 3/4"



2 STYLES AND SIZES. FLAT OR STANDARD LENSES. 7" (178MM) OR 5 3/4" (146MM) SOLD EACH, AVAILABLE ONLY FROM OUR ATLANTA WAREHOUSE.

TYPE (LENSES)

7"

5 3/4"

***FLAT W/H4 BULB**

66-75804A

66-84131A

STANDARD W/H4 BULB

66-75806A

66-84133A

***LIGHT UNIT FOR USE W/P43T H4 BULB**

66-65090

REPLACEMENT PARTS FOR CLASSIC 7" LUCAS REPLICA HEADLIGHTS SCREW & CLIP RETAINING (SET) 10/BAG.

REPLACES OEM: 534296/144921

66-65091

WIRE CLIPS FOR CLASSIC 7" LUCAS REPLICA HEADLIGHT WIRE CLIPS LIGHT UNIT TO RIM 10/BAG

REPLACES: 06-504665



LUCAS REPLICA 7" RIM 66-65067

REPLACES TRIUMPH OEM: 05-01201

THIS IS AN EXACT REPLACEMENT EMGO PART FOR THE CLASSIC LUCAS HEADLIGHT UNITS USED ON MOST BRITISH MOTORCYCLES IN THE '60'S AND '70'S.



REPLACEMENT BULBS

EMGO #	USA #	STANLEY #	DESCRIPTION	APPLICATION
48-66606	1154	4813	6V 20/5CP Offset Pin	Taillight/stop
48-66612	1034	4828	12V 32/4CP Offset Pin	Taillight/stop
48-66806	1129	4513	6V 21CP (18 Watts)	Turn Signal
48-66812	1073	4527	12V 32CP (25 Watts)	Turn Signal
48-66406	-	62B	6V 3W	Intrument lights
48-66412	-	72A	12V 3W	Intrument lights
48-66512	-	-	12V 21/6CP Double Filament	Bullet/Marker light
48-66513	Amber Bulb		12V 21/6CP Double Filament	Bullet/Marker light
48-66712	-	-	12V Single filament	Bullet/Marker light
48-66723	-	-	12V 23W Single Filament	66-81900 series lights
48-66713	Amber Bulb		12V Single Filament	Bullet/Marker light
48-66724	Amber Bulb		12V 23W Single Filament	66-81900 series lights
48-65812	-	-	12V 45/45W	Headlight, for Honda ATV's
48-66912	Lucas# 303		12V 48/48W	Headlight, Right side traffic
48-66922	Lucas# 302		12V 48/48W	Headlight, Left side traffic
48-66932	Lucas# 360		12V 45/35W Hooded Filament	Headlight
48-65902	-	-	12V 25/25W	66-84125/28 series lights
48-65912	-	-	12V 35W	4.5" spotlights

LUCAS STYLED TAILLIGHTS



62-21500



62-21522



62-14400




62-79800

LUCAS STYLE	COMPLETE UNIT	LENS ONLY
PRE '65 TYPE 12V	62-21500	62-21530
SMALL CUSTOM 12V	62-21522	62-21533
SMALL CUSTOM 6V	62-21526	62-21533
1965-'72 MODELS	62-14400	62-14430
1973 AND LATER	62-79800	62-79830

MILLER 38ET REPLICA TAILLIGHT

62-21590
12 VOLT

62-21591
6 VOLT



LUCAS PRE '65 STYLED TAILLIGHT

62-21510



LUCAS REPLICA 529 TAILLAMP ASSEMBLY

62-14410
6-VOLT,
SINGLE FILAMENT

62-14411
12-VOLT,
DUAL FILAMENT

62-14413
LENS ONLY



62-21510 CHROME FINISH
NEW FINISHES AVAILABLE!

62-21510B GLOSS BLACK

62-21510S SATIN BLACK

62-21510P POLISHED ALUMINUM

TAILLIGHT MOUNTING BRACKETS


CUSTOM TAILLIGHT ASSEMBLY

62-21624

**CHROME PLATED ALUMINUM,
DIE CAST MOUNTING
BRACKET CATEYE TAILLIGHT
(LENS 5"X2 3/4")
FENDER MOUNT. MOUNTING
BRACKET, RUBBER GASKET
AND HARDWARE INCLUDED.**



62-21511



62-21550



62-21551



62-21521

DESCRIPTION FOR TAILLIGHT MOUNTING BRACKETS	EMGO#
CHROME MOUNTING BRACKET WITH PRE-'65 LUCAS STYLED TAILLIGHT	62-21510
GLOSS BLACK VERSION OF 62-21510	62-21510B
SATIN BLACK VERSION OF 62-21510	62-21510S
POLISHED ALUMINUM VERSION OF 62-21510	62-21510P
MOUNTING BRACKET ONLY USES TAILLIGHT 62-21500	62-21511
PRE-'65 LUCAS STYLE, W/CHROME DIE CAST MOUNTING BRACKET	62-21550
PRE-'65 LUCAS STYLE	62-21551
W/CHROME DIE CAST SIDE MOUNTING BRACKET	
LUCAS-STYLE CUSTOM LIGHT W/MOUNTING BRACKET	62-21521
NOTE: ALL ASSEMBLIES COME COMPLETE WITH MOUNTING HARDWARE AND RUBBER GASKET. USES TAILLIGHT 62-21522	

OEM STYLED LIGHTING



62-21508
CLASSIC STYLED.
LENS IS JEWELLED



62-21507
CLASSIC VINCENT STYLE
TAILLIGHT BRAKE LIGHT.



62-21509
CLASSIC LUCAS REPLICA

CUSTOM LIGHTING



HINGED



FIXED

ATOMIC TAILLIGHTS

DESPITE ITS ALMOST SUB ATOMIC SIZE (VIEWABLE LENS IS 1 5/8" OR 41MM IN DIAMETER) THESE COOL TAILLIGHTS PROVIDES ENOUGH LIGHT TO KEEP YOU SAFE AT NIGHT AND ON THE RIGHT SIDE OF JOHNNY LAW! THIS HAS TO BE ONE OF THE COOLEST TAILLIGHTS AROUND. AVAILABLE WITH EITHER HINGED OR FIXED MOUNTING / LICENSE PLATE BRACKETS THESE MINIMALIST TAILLIGHTS ARE PERFECT FOR YOUR BOBBER OR CAFE' RACER PROJECT. THEY UTILIZE A 12V 23/8W DUAL FILAMENT BULB PROVIDING BRAKE AND RUNNING LIGHT AS WELL AS LICENSE PLATE ILLUMINATION. HINGED VERSION IS AVAILABLE WITH GENUINE GLASS LENSES FOR A AUTHENTIC VINTAGE VIBE!
REPLACEMENT BULB 48-66512

WITH HINGED MOUNTING BRACKET

- 62-21518G** GLASS LENS BLACK FINISH
- 62-21517G** GLASS LENS CHROME FINISH
- 62-21518** PLASTIC LENS BLACK FINISH
- 62-21517** PLASTIC LENS CHROME FINISH

WITH FIXED MOUNTING BRACKET

- 62-21515** CHROME
- 62-21515B** BLACK FINISH

CLASSIC ROUND TAILLIGHTS



62-21514
CHROME



62-21512
BLACK

ROUND 2-1/4" TAILLIGHT. AVAILABLE IN BLACK OR CHROME BODY W/ STEEL MOUNTING BRACKET.

- 62-21512** BLACK
- 62-21514** CHROME
- 62-21513** REPLACEMENT LENS ONLY
- 48-66512** REPLACEMENT 12V 23/3W BULB



CHROME BOX LIGHT
62-30340
CHROME PLATED
OLD-SCHOOL BOX.
THIS WAS A STAPLE OF
THE 60'S AND 70'S
DIMENSIONS: 4.250" WIDE
2.0" HEIGHT
1.750" DEPTH



**MALTESE CROSS
TAILLIGHT**
62-30350
MALTESE CROSS
TAILLIGHT
62-30353
RED LENS ONLY



CATEYE TAILLIGHTS
CHROME DIE-CAST BODY. 2 BOLT
MOUNT CLEAR BOTTOM LENS
LIGHTS UP LICENSE PLATE NOW
AVAILABLE WITH STANDARD
BULB OR LED WITH RED LENS.
62-21620 1157 BULB TYPE
62-21622 LED LIGHT
62-21634 RED LENS ONLY

RETRO STYLE TOMBSTONE TAILLIGHTS. AVAILABLE IN BULB AND "MINI LED" STYLE

BULB STYLE
62-21600



62-21614
WITH TAG BRACKET



62-21616
WITHOUT TAG BRACKET




LED STYLE

"CLASSIC STYLE" SPARTO REPLICA TAILLIGHTS

AVAILABLE WITH PROJECTED LENS AND LED AVAILABLE IN CHROME, POLISHED AND BLACK POWDER COAT FINISH.

LED TAILLIGHT
62-30362



62-30393 BLACK
62-30392 LED/CHROME
62-30390 CHROME
62-30391 POLISHED



62-30360 CHROME FINISH
62-30361 POLISHED FINISH
62-30363 BLACK POWDERCOAT

CASE QUANTITY IS 20 PIECES ON ALL 3

NEW CLASSIC STYLED DECO LIGHTS



61-73117

61-73116

CLASSIC DECO STYLING COMES IN 2 STYLES LENSES. AVAILABLE WITH AMBER LENSES WITH CLEAR BULB, OR CLEAR LENS WITH AMBER LIGHT.

61-73117

CLEAR LENS WITH AMBER BULB

61-73116

AMBER LENS WITH CLEAR BULB

PLEASE NOTE: PART NUMBERS ARE SOLD AS PAIRS

PLAIN SLIMLINE LED BULLET LIGHT SET



61-73194L

PLAIN SLIMLINE LED BULLET LIGHT STYLISH LED LIGHT COMES WITH AMBER AND CLEAR INTERCHANGEABLE LENSES.

MINI DECO LIGHTS

61-73118B BLACK


61-73118 CHROME



BOTH SOLD AS A PAIRS

NEW STYLE IS MORE ROUNDED. COMES WITH AMBER LENSES AND X-TRA SET OF RED LENSES

SLIMLINE BULLET LIGHT SET



A.

B.

AVAILABLE IN 2 STYLES, PLAIN OR "BUFFALO". CHROME DIE-CAST BODY PLUS BULB OR LED. COMES WITH BOTH RED AND AMBER LENSES. 2 (SET) IN POINT OF SALE PACK.

48-66512 DOUBLE FILAMENT BULB SIZE: 75MM X 30MM

BULB STYLE	DESCRIPTION	LED STYLE
A 61-73190	PLAIN SLIMLINE	61-73190L
B 61-73192	"BUFFALO" STYLE SET	61-73192L

EXTRA LENS SETS

- 61-73191 PAIR OF AMBER LENSES
- 61-73193 PAIR OF RED LENSES

BULLET LIGHTS

ALL LIGHTS ARE CHROME PLATED AND ARE OFFERED WITH EITHER 12 VOLT SINGLE FILAMENT BULB OR 12 VOLT DUAL FILAMENT BULB.



DESCRIPTION	RED LENS	AMBER LENS
12V SINGLE FILAMENT 48-66712 REPLACEMENT BULB	61-73101	61-73151
12V DUAL FILAMENT 48-66512 REPLACEMENT BULB	61-73103	61-73153

REPLACEMENT LENS ONLY:

RED	61-73130	GREEN	61-73133
AMBER	61-73131	CLEAR	61-73134
BLUE	61-73132	PINK	61-73137

CUSTOM MINI RETRO TAILLIGHTS

E-MARK, 32MM BETWEEN MOUNTING HOLES OVERALL LENGTH IS 3.5"



62-21660 CHROME

62-21661 BLACK

62-21662 SATIN BLACK

62-21519 CHROME WITH RED LENS



BATES STYLE LED TAILLAMP. COMES IN CHROME OR BLACK FINISH. THE TAILLAMP HAS RUNNING AND STOP LIGHT FUNCTIONS, BUT NO LICENSE PLATE ILLUMINATION FACILITY 2.25" WIDE X 2.125" LENGTH X 2.750" HEIGHT 15MM BETWEEN MOUNTING

62-21520 BLACK SATIN FINISH W/RED LENS



QUEEN LIGHTS

DIE-CAST AND CHROME PLATED. EACH LIGHT HAS SPECIAL POINT OF SALE DISPLAY PACKAGING THAT ALLOWS THE CUSTOMER TO VIEW THE MARK II QUEEN LIGHT FROM ALL ANGLES.

REPLACEMENT BULB: 48-66412

<u>DESCRIPTION</u>	<u>RED LENS</u>	<u>AMBER LENS</u>
12V SINGLE FILAMENT LENS ONLY	61-97010	61-97020
	61-97030	61-97031



EMGO MARK II LIGHTS

DIE-CAST AND CHROME PLATED. A HOODED LENS OPENING AND WEDGE SHAPE MAKE THE MARK II STAND OUT FROM OTHER LIGHTS. EACH LIGHT HAS SPECIAL POINT OF SALE DISPLAY PACKAGING THAT ALLOWS THE CUSTOMER TO VIEW THE MARK II LIGHT FROM ALL ANGLES.

**REPLACEMENT BULBS:
SINGLE: 48-66712
DOUBLE: 48-66512**

<u>DESCRIPTION</u>	<u>RED LENS</u>	<u>AMBER LENS</u>
12V SINGLE FILAMENT LENS ONLY	61-99100	61-99110
12V DOUBLE FILAMENT LENS ONLY	61-99120	61-99140
	61-89530	61-89531

LICENSE PLATE SKULL KROMMETS 85-83438

SOLD PER SET OF 2, IN POINT OF SALE SLIDE PACK



RED LED EYES LIGHT UP.

HELLA REPLICA BAR END LIGHTS

**7/8" BARS 60-14550
1" BARS 60-14560
MOUNTS IN THE END OF BARS.
SOLD AS A PAIR.**



TRIUMPH WINKERS, LUCAS STYLE

<u>EMGO#</u>	<u>DESCRIPTION</u>	<u>REPLACES OEM</u>
60-19710	LONG STEM WINKERS (5")	54057567
60-19720	SHORT STEM WINKERS(3")	54057553
60-19730	LENS ONLY	60600621



60-19720

6-VOLT COIL



***24-72454**

6-VOLT DUAL LEAD COIL.
THIS COIL IS THE SAME AS OUR 24-72451 EXCEPT IT IS A 6-VOLT RATHER THAN 12 VOLT COIL. THE HT LEADS (SPARK PLUG WIRES) ARE 590MM (23 1/2") LONG AND THE MOUNTING BOLTS ARE 90MM (3 9/16") APART CENTER TO CENTER.
PRIMARY RESISTANCE 1.1 Ω
SECONDARY RESISTANCE 13-14K Ω

***NOTE: THIS COIL IS NOT AN OEM FITMENT/REPLICA. ONE POTENTIAL USE IS WHEN AN OLD BRITISH TWIN IS CONVERTED FROM POINTS IGNITION TO ELECTRONIC IGNITION AND DUAL PLUGGED.**

IGNITION COIL



REPLACEMENT FOR LUCAS COIL

EMGO #	REPLACES	LUCAS #
24-71516	6V	47275

PRIMARY RESISTANCE: 2.4 Ω
SECONDARY RESISTANCE: 8.6KΩ,

24-71522	12V	47276
-----------------	-----	-------

PRIMARY RESISTANCE: 5.5 Ω
SECONDARY RESISTANCE: 8.7KΩ,

24-71523 SAME AS 24-71522 WITH CLAMP

VILLERS COILS



24-71530 VILLERS SHORT COIL (1-5/8", 42MM LONG, 1-5/16" DIAMETER)

24-71531 VILLERS LONG COIL (2", 51MM LONG, 1-3/8" DIAMETER)



COIL BRACKET FOR CLASSIC BRITISH

24-71518

REPLACES LUCAS #54419974 AND TRIUMPH 70-6389
INCLUDES NUTS, BOLTS AND WASHERS

ROTOR AND STATOR UNITS



48-98650

EMGO#	DESCRIPTION
48-98650 STATOR	REPLACES LUCAS# 47205 SINGLE PHASE, HIGHER OUTPUT THAN OEM.
48-98651 STATOR	16 AMP HI-OUTPUT LUCAS TYPE STATOR SINGLE PHASE 16 AMP, 2 LEAD UP TO 200W OUTPUT
48-98652 ROTOR	REPLACES LUCAS# 54202298
48-98653 STATOR (NEW)	REPLACES LUCAS # 47149 ET 5-WIRE
48-98654 STATOR (NEW)	REPLACES LUCAS# 47244 RM24 12V 3 PHASE 14.5 AMP@ 5000RPM
48-98655 STATOR (NEW)	REPLACES LUCAS# 47252 RM24 12V 3 PHASE 10.5A@ 5000RPM

(NOTE: STATOR AND ROTOR AVAILABLE ONLY IN NORTH AMERICAN MARKETS. ALL OTHERS AREAS CONTACT :WASELL UK.)

H.T. PICK-UPS



48-98661



48-98662



48-98663

EMGO#	DESCRIPTION
48-98661	REPLACES LUCAS# 459190 CLIP ON TYPE TO FIT LUCAS K1F AND K2F MAGNETOS FITS RIGHT OR LEFT. EACH COMPLETE WITH GASKET IN A POLYBAG. FITS NORTON ATLAS, BSA, ETC.
48-98662	REPLACES LUCAS# 458876 SCREW ON TYPE TO FIT LUCAS K2F/C MAGNETOS. FITS RIGHT OR LEFT. EACH COMPLETE WITH GASKET IN A POLYBAG. FITS TRIUMPH TWINS, ETC
48-98663	REPLACES LUCAS# 463066 SCREW ON TYPE TO FIT LUCAS MAG/DYNAMOS KNI, KNV, N1 & N2. FITS ALL SINGLES.



LUCAS REPLICA DISTRIBUTOR CAP



48-98660

REPLACES LUCAS# 425049
 FITS 1960-1962 TRIUMPH 6T
 THUNDERBIRDS AND 1957-UP 3TA/5TA



6V/12V HORNS

86-18352 12V
86-18356 6V
 NEW BLACK HORNS
 AVAILABLE IN
 6V AND 12V,
 70MM DIAMETER

86-18162
 UNIVERSAL 12V, 70MM
 MANUFACTURED FROM
 CORROSION RESISTANT
 HIGH QUALITY
 STAINLESS STEEL.
 CLASSIC STYLING
 AND LOUD!

MORE HORNS ARE AVAILABLE IN THE ELECTRICAL SECTION
 IN THE 2017 TOOLS AND ACCESSORIES CATALOG AVAILABLE
 ONLINE AT WWW.EMGO.COM

SPARK PLUG WIRES

26" WITH NON RESISTOR CAP
28-47826

7MM BLACK RUBBER
 COPPER CORE SPARK
 PLUG WIRE,
 TERMINATED WITH A
 90 DEGREE
 NON RESISTOR
 WATERPROOF SPARK
 PLUG CAP



28-47826

100" ROLL

100' ROLL RUBBER 7MM COPPER
28-47830 BLACK RUBBER
28-47831 RED RUBBER

100' ROLL SILICONE 7MM COPPER CORE WIRE
28-47850 BLACK
28-47851 RED

SPARK PLUG CAPS



WATERPROOF
28-47800 BLACK
28-47810 RED



SILICONE RUBBER
28-47840 BLACK
28-47841 PURPLE
28-47842 RED

UNIVERSAL IN-LINE FUSE HOLDER

48-93320

UNIVERSAL IN-LINE FUSE
 HOLDER FOR
 TUBE TYPE FUSES.
 INCLUDES 16 GAUGE
 WIRE AND A 20 AMP FUSE.
 OVERALL LENGTH 12"




TAX DISC LICENSE HOLDERS

86-28820

ROUND "CLASSIC" STYLE
 WITH CHROME FINISH.
 STAINLESS STEEL
 FRONT RING
 WITH CHROME
 PLATING BACKING.



**ROUND 'SPORT'
 STYLE WITH
 ALUMINUM
 ANODIZED RING.**



**HEXAGONAL 'SPORT'
 STYLE WITH
 ALUMINUM
 ANODIZED RING.**

TAX DISC LICENSE HOLDERS

ROUND SPORT	DESCRIPTION	HEX SPORT
86-28811	BLACK	86-28831
86-28812	SILVER	86-28832
86-28813	BLUE	86-28833
86-28814	RED	86-28834
86-28815	GOLD	86-28835
86-28816	PURPLE	86-28836
N/A	CARBON	86-28838
86-28819	GREEN	86-28839

HORNS, TAX DISC HOLDERS, SPARK PLUG WIRE,, CAPS INLINE FUSE HOLDERS

BRITISH

CLASSIC BRITISH/VINTAGE JAPANESE

SPEEDOMETERS, TACHOMETERS, TACHOMETERS, SPEEDOMETER DRIVE UNITS

2:1 RATIO SPEEDO FOR TRIUMPH, NORTON AND MORE



**58-43646
BLACK FACE**



**58-43647
GREY FACE**

**58-43646
BLACK FACE
0-120MPH 2:1 RATIO**

**58-43647
GREY FACE
0-120MPH 2:1 RATIO
FITS: 1966 TRIUMPH 650'S,
1966-1974 TRIUMPH 500'S,
ALSO NORTON ATLAS AND
SOME OTHER AMC MODELS**

BULB HOLDER



**58-43630
REPLACEMENT INSTRUMENT
BULB HOLDER FOR
REPLICA SMITHS GAUGES**

RUBBER COVER FOR SPEEDOS AND TACHS ON PAGE 14

SMITHS AND VEGLIA TYPE REPLICA SPEEDOMETERS AND TACHOMETE



58-43632



58-43631



58-43633



58-43634



58-43635




58-43636

EMGO #	DESCRIPTION	FACE STYLE	RATIO
VEGLIA TYPE			
58-43631	TACHOMETER	VEGLIA TYPE, T140	4:1
58-43632	SPEEDOMETER	VEGLIA TYPE, 10 - 150 MPH	1:1
58-43638	SPEEDOMETER	VEGLIA TYPE 20 - 240 KPH	100 KPH = 1000 RPM
SMITHS TYPE			
58-43633	SPEEDOMETER	GREY, EARLY, 10 - 150 MPH	1:1
58-43634	SPEEDOMETER	BLACK, LATE, 0 - 150 MPH	1:1
58-43635	TACHOMETER	GREY, EARLY	4:1
58-43636	TACHOMETER	BLACK, LATE	4:1
58-43639	TACHOMETER	GREY, EARLY	1 = 1:5
58-43640	TACHOMETER	BLACK, LATE	3:1
58-43641	TACHOMETER	GREY, EARLY	3:1
58-43642	SPEEDOMETER	GREY, EARLY, KMH	K = 1.4
58-43643	SPEEDOMETER	GREY, EARLY, KMH	1:1
58-43644	SPEEDOMETER	BLACK, KMH	1:1
58-43646	SPEEDOMETER	BLACK, 0 - 120 MPH	2:1
58-43647	SPEEDOMETER	GREY, EARLY 0 - 120 MPH	2:1

**CLASSIC BRITISH.... SMITH STYLE SPEEDO
AND TACHOMETERS. GREY FACE UNITS:
TRIUMPH 650 MODELS '67-'69
BLACK FACE UNITS: TRIUMPH 650/750 '70-'78**

**SMITHS REPLICA
SPEEDOMETER GEARBOXES**



SMITHS REPLICA SPEEDOMETER GEARBOXES

EMGO#	EMGO#	MAKE / MODEL	YEARS	RATIO	HOLE	SMITHS #	OEM #
58-83950	58-83950			2:1	3/4"	BG5330/287	99-9976
		AJS/ Matchless heavy weight singles and twins					19-9205
		BSA C15/B25/B44	1965 - 1970				
		Norton Dominator/ES2					
		Tri. 3TA/5TA/T100C/T100R	1964 - 1974				
		Tri. T120	1964 - 1965				
EMGO#	EMGO#	MAKE / MODEL	YEARS	RATIO	HOLE	SMITHS #	OEM #
58-83951	58-83951			1.25:1	5/8"	BG5330/164	60-3213
		BSA Rocket III/A65	1971 - 1972				60-7091
		Tri. T120/TR6	1971 - 1972				99-9990
		Tri. T140	1973 - 1978				
		Tri. T150	1972 - 1974				
EMGO#	EMGO#	MAKE / MODEL	YEARS	RATIO	HOLE	SMITHS #	OEM #
58-83952	58-83952			15:12	11/16"	BG5330/171	
		BSA A65 T Bolt/Lightning	1967 - 1970				19-2225
		Norton Commando 750/850	1969 - 1974				06-0627
							99-9994
EMGO#	EMGO#	MAKE / MODEL	YEARS	RATIO	HOLE	SMITHS #	OEM #
58-83953	58-83953			15:12	3/4"	BG5330/168	
		BSA A75 Rocket III	1967 - 1970				19-1927
		Triumph T120/T6R	1966 - 1970				60-0637
		T150	1968 - 1970				60-0637

BRITISH

CLUTCH CABLES	YEAR	OEM	DETAILS/LENGTH	EMGO#
BSA				
B40	60-64			26-57183
A50/65	62-64			26-57184
SS80, SS90,	61-64			26-57185
SS80, SS90	65			26-57186
C15, B40	65			26-57187
C15/SS	65-67			26-57188
C25 Barracuda	66-67			26-57189
A65H/S	66-67			26-57190
A65 Spitfire Firebird	68			
D10 Bantam	66-67			26-57191
D14/4	68-69			
D175				
A65F/L	69		+5"	26-57192A
A65L/S/T, A70	70-73			26-57193
A50	70			
Bantam D1,D3	50-63	90-8510	41"	26-82733
Deluxe Bantam	65-66	90-8603	39"	26-82736
Super Bantam D7	58-65	90-8565	41"	26-82737
B25, C25	68	40-8615	48"	26-82738
B31/2/3/4	59-60			
B44	65-68			
A7	58-61			
A10	58-64			
B40 Standard	60-64	40-8512	53"	26-82734
C15 Standard	58-63			
B31,B32,B33,B34	49-58	67-8681	48"	26-82732
A7	56-58			
A10 Standard	55-58			
A50/A65 Non Alloy Lever Models	63-68	68-8611		26-82855
A50/A65	1969	60-2080		26-82880
A65S Spitfire	68 on	60-3077		26-82881
A65F Firebird	70-72		6" longer	26-82881A
NORTON				
Electra ES400	63-65	63-65		26-57194
Navigator	64-65			26-57195
650S/S	66			26-57196
Atlas	65-67			
650/99, NC15CS	66-67			26-57197
P11/A	67-68			26-57198
Commando Roadster Int. (US)	70-73	062492	52"	26-82708
As 26-82708 except 6" longer				26-82708A
Commando Interstate (UK)	68-70	060930	45"	26-82730
Model 50	56-64	19828	54"	26-82731
ES2	56-64			
Dominator 77, 88	57-64			
Model 19S	56-64			
Dominator 99	61-63			
TRIUMPH				
T20 Cub	59-64		Small Barrel	26-57199
TR25W	1968	60-0966	48"	26-82738
T100C	69-71	60-1994	47"	26-82701
T100R	69-73	60-0565	with barrel nipple	
TR5T	73			
6T,TR6S,T120,R/T	65-67			
The same as 26-82701 except 6" longer				26-82701A

CLUTCH CABLES	YEAR	OEM	DETAILS/LENGTH	EMGO#
TRIUMPH				
6T,TR6S,T120,R/T	63-64	60-0466	w/pear shaped nipple 47"	26-82735
650/750	68-74			26-82700 use
				26-82703
T20 CUB	65-68		Large Barrel	26-34210
T20 Sport	59-64		With adjustor	26-34211
T20 Sport	65-67		Less adjustor	26-34212
3TA, 5TA, T90, T100/S	62-64			26-34213
T100C Trophy	68-71	60-1994	U.K. spec. 47 1/2"	26-34214
T100T Daytona	69-74			
TR5T Trophy Trail	1975			
6T/TR6	1965	60-0565		
TR6SS	66-67			
T120	65-67			
T100C/R, T120	65-68		Barrel Nipple	26-34215
T150V Trident	71-75			26-34216
TR7/T140	73-up	60-4168	U.K. spec. 45"	26-82704
			Same as 26-82704 But +6"	26-82704A
			Same as 26-82704 But +12"	26-82704C
TR6,C,R,SS	68-73	60-0667	46"	26-82706
T120,R,TT	68-73	60-1993		
		60-3079		
T21,3TA	57-61	60-0366	46"	26-82707
5TA	57-61			
T100A	57-63			
TR65 US spec Thunderbird	82	60-3925	51"	26-82709
TR7 US spec	73-79			
TR7T Tiger Trail	82			
T140	73-82			
BRAKE CABLES				
BSA				
Bantam D1,D3	59-62	90-8520	shackle end	26-82747
D1, D3 Bantam	59-60		F. Brake	26-57160
SS90	62-66		F. Brake (7" Brake)	26-57161
A50	62-64			
A50C/R/V, A65H/L/S/T, A70	64-68		F.Brake	26-57162
B40	60-64		F.Brake	26-57163
B40	65-66		F.Brake	26-57164
A65R	64-65		F.Brake (8" Brake)	26-57165
A65H/S2	67		F.Brake	26-57166
A65L	68		F.Brake	26-57167
B44 Victor	67		F.Brake (8" Brake)	26-57168
B44 Shooting Star	68		F.Brake (8" Full Width)	26-57169
C25, B25	68		F.Brake (7" Full Width)	26-57170
Bantam 4S	68		F.Brake	26-57171
D175	69-71			
B50MX	71-73		F.Brake	26-57172
D7 Super Bantam	59-60	90-8553	32"	26-82778
D7 Super Bantam	61-65	90-8585	33"	26-82764
Bantam Bushman	66-67	90-8586	33"	26-82775
B25SS Goldstar	71	60-3075	41" with brake light switch	26-82771
B50SS	71-72			
C15	61-63	40-8598	33"	26-82769
B31,32,33,34	56-57	42-8670	ball nipple 33"	26-82765
B31,32,33,34	58	42-8726	33"	26-82766
B31,32,33,34	59	42-8738	clevis end 33"	26-82777
B31,32,33,34	60	42-8793	clevis end/adjuster 33"	26-82767

BRAKE CABLES	YEAR	OEM	DETAILS/LENGTH	EMGO#
BSA				
A7	58	42-8726	33"	26-82766
A7	59	42-8738	clevis end 33"	26-82777
A7	60	42-8793	clevis end/adjuster 33"	26-82767
A10 Standard	55-57	67-8610	34"	26-82748
A10	60	42-8771	clevis end 33"	26-82772
A10 8" brake	61-62	42-8774	33"	26-82760
A7, A10	57-62		W/Full Width Hub	26-34222
A50 Royal Star	70	60-2077	U.K.spec. 31"	26-82770
A65L Lightning	69-70			
A65F Firebird	71	60-3557	41"	26-82771
A65L Lightning	71-72			
A75 Rocket III	71-72			
The same as 26-82771 except 6 inches longer				26-82771A
A65 Lightning/Thunderbolt	68	60-0664 +6"	43"	26-82871A
NORTON				
Commando (rear)	68-74	06-0482		26-82840
Singles, twins	56-64	20295	large nipple 33"	26-82779
Jubilee Twin	60-66		F.Brake	26-57173
ES400	63-65		F.Brake	26-57174
650	66			
P11/A	67-68			
Commando, Roadster, F/Back	68-70		F.Brake	26-57175
TRIUMPH				
T100T Daytona	69-74	60-2077	U.K. spec. 31"	26-82770
T100C Trophy	68-71			
TR6C	69-70			
T120R,T120TT	69-on			
T120	69-70			
T100T,R Daytona	1968			
6T,TR6	1965	60-0558		26-82870
T120	65-67			
3TA, 5TA, T100A	59-64		F.Brake	26-57176
T20 Cub	63-64		F.Brake	26-57177
T90, T100S/S	61-64		F.Brake	26-57178
T90, T100S/S/T	65-68		F.Brake	26-57179
6T, TR6S/S, T120	65-67		F.Brake	26-57180
R5T Trophy Trail	73		F.Brake	26-57182
R5T Trophy Trail (USA)	73		F. Brake	26-57182A
TR6SS/T120R,T	1968	60-0664	U.K. spec. 43 1/4" (outer)	26-57181
TR6SS/T120R,T	1968	60-0664 +6"	as above +6"	26-82871A
T25SS	71	60-3075	U.K. spec. 41"	26-82771
The same as 26-82771 except 6" longer				26-82771A
T20 Sports	60-64	60-0429	33" with pear nipple	26-82774
T90,T100SS,T110T	65-68	60-0560	36" large nipple	26-82773
3TA,5TA	65-66	60-0561	32" large barrel	26-82776
6T	59-61	60-0414	36" pear nipple	26-82768
T110T	65-68	60-0560	36" large barrel	26-82773
T120 Bonneville	71-72	60-3557	41" with brake light switch	26-82771
TR6 Trophy				
T150 Trident				
T150 Trident	69-70	60-2076	36" with brake light switch	26-82761
T100	69-73			
T120/TR6	69-70			
BSA A65	69-70			
BSA A50	70			
BSA A75 Rocket III	69-70			

THROTTLE CABLES.

THROTTLE CABLES	YEAR	OEM	DETAILS/LENGTH	EMGO#
BSA				
D1, D3 Bantam	59-82		Drum Nipple	26-57117
D1, D3 Bantam	59-82		Barrel Nipple	26-57118
Bantam D1,D3	61-62	90-8520	Shackle end	26-82747
B31, B32, B33, B34, M33	57-up			26-57119
B40	65-66			26-57120
A7	58-62			
A10	58-62			26-57121
A50/65	61-65			26-57122
A50C/65L	64-65		Long	26-57123
A50R	65-67			26-57124
C15 STD	58-67			26-57125
SS80	61-65			26-57126
C15S/S	65-67			
SS90	65-66			26-57127
A65S	65-66			26-57128
A65R Rocket	64-65			26-57129
A65H	68			26-57130
A65T	68-up			26-57131
B44 Victor	65-66			26-57132
A65T	65-67			
Spitfire 3 & A65F	67-69			26-57133
D7	58-65			26-57134
A65L	64-65		Short	26-57135
A75 Rocket 3	69			26-57138
B25/SS/T	68-71			26-57136
BSA D175	69-71			26-57137
B31,32,33,34	49-55	67-8610	34"	26-82748
M20,21				
A7	56-57	67-8521	37"	26-82742
A10	55-57			
NORTON				
50	88/99			26-57139
Twin	59-63			
Commando, Roadster	71-73			26-57141
88SS/99SS, 650S	61-66		long	26-57140
88SS	61-66			26-57135
N15CS	67-68	03-3145	short th/air 2 needed	26-82746
P11/P11A	67-68		short th/air 2 needed	
Commando	68-73		short th/air 2 needed	
Commando	70-73	06-1451	long throttle/air cable	26-82854
Jubilee	60-66			26-57134
TRIUMPH				
5T, T100/110, 6T	50-61			26-57142
3TA, 5TA	63-66			26-57144
5T, 6T, T110, TR6S	68			26-57145
T120	58-61			26-57146
Bantam Cub	66-67			26-57147
T100T	67		short	26-57148
T120	59-67			
T100T	68-up		short	26-57149
T90/100ss	68			26-57150
T90/100SS	68-up			26-57151
T100R	68			26-57152
T100R/120R/TT	67			26-57154
T100T	67		long	26-57155

BRITISH

THROTTLE CABLES	YEAR	OEM	DETAILS/LENGTH	EMGO#
TRIUMPH				
T120R	64-73			
T120R/TT	68-up			26-57156
T140V	73-76			
T160V Trident (USA)	75-up			26-57157A
TR7RV Tiger (UK)	78			26-57158
TR7RV Tiger (USA)	78			26-57158A
T140V Bonneville (UK)	79			26-57159
Super Cub	67-68			26-57137
T150	69-up			26-57138
T120R/TT	68-UP	60-1819	43"	26-82740
T140 (US) Dual cable	73-76			
T140	79-82	60-7149	long th cable	26-82744
T140	79-82	60-7084	short th. 2 needed	26-82745
TR7 US spec	73-77	60-1806	43"	26-82749
T120	68-73	60-0733	short th/air 2 needed	26-82852
T140 US spec.	77-78		short th/air 2 needed	
T100T Daytona	67	60-0500	long thr./air cable	26-82853
T120	65-67		long throttle	
T120	68-73		long thr./air cable	
T140 US spec.	77-78	60-7001	long thr./air cable	26-82856
5TA/T100A	57-63	60-0383		26-57143
Trophy				26-57136
UNIVERSAL THROTTLE CABLES				
UNIVERSAL THROTTLE CABLES	YEAR	OEM	DETAILS/LENGTH	EMGO#
Cable Univ.			54"	26-82743
No 16 Type Twist grip			Junction Box W/Adjustor, 12"	26-34226
No. 366 Type Twist grip			Junction Box W/Adjustor, 23"	26-34227
Air Amal 375 Monobloc			622, 624, Concentric	26-34228
Air Amal 376 Monobloc			33"	26-34229
Air Amal 389 Monobloc			33"	26-34230
No. 16 Twist grip			Throttle 375 Monobloc, 36"	26-34231
No. 313 Twist grip			Throttle 375 Monobloc, 36"	26-34232
No. 16 Twist grip			Throttle 375 Monobloc, 37"	26-34233
No. 366 Twist grip			Throttle 375 Monobloc, 37"	26-34234
No. 16 Twist grip			Throttle 376 Monobloc, 37"	26-34235
No. 313 Twist grip			Throttle 376 Monobloc, 36"	26-34236
No. 16 Twist grip			Throttle 389 Monobloc 36"	26-34237
No. 313 Twist grip			Throttle 389 Monobloc 36"	26-34238
No. 313 Twist grip			Throttle 389 w/Adjustor, 36"	26-34239
Universal Throttle			622-626 Concentric	26-34240
No. 366 Twist grip			622-626 Concentric	26-34241
No. 313 Twist grip			622-626 Concentric	26-34242
No. 16 Twist grip			928-932 Concentric	26-34243
No. 366 Twist grip			928-932 Concentric	26-34244
No. 313 Twist grip			928-932 Concentric	26-34245
No. 16 Twist grip			928-932 Concentric	26-34256
AIR CONTROL (CHOKE) CABLES				
AIR CONTROL (CHOKE) CABLES	YEAR	OEM	DETAILS/LENGTH	EMGO#
Universal air control (choke) cable		Amal	34"	26-82780
Concentric 622,624,626 w/mid adjuster				
BSA				
M20/M21	46-59		Air Control	26-57100
A50/65/65T	61-67		Air Control	26-57101
A50R	65-70		Air Control	26-57102
A65T	68-72		Air Control	26-57103
D14/4 Bantam	68-69		Air Control	26-57104
NORTON				
Jubilee Twin	58-60		Air Control	26-57105
Atlas			Air Control	26-57106


CHOKE CABLES, SPEEDO CABLES

AIR CONTROL (CHOKE) CABLES	YEAR	OEM	DETAILS/LENGTH	EMGO#
TRIUMPH				
TR6S/S	68		Air Control	26-57107
TR6C/R	71-73			
T90, T100S/S	68-up		Air Control	26-57108
T100C	71			
T100R/T	68-73		Air Control (Short)	26-57109
T120/R/V/TT	68-73		Air Control (Short)	26-57110
T150	69-70		Air Control (Right)	26-57111
T150	69-70		Air Control (Center)	26-57112
T150	69-70		Air Control (Left)	26-57113
T150	71-72		Air Control	26-57114
T150V	73-74			
TR7RV Tiger	73-79		Air Control	26-57115
T140V	73-81		Air Control (Short)	26-57116
TRI.		60-0684		26-82851
SPEEDO CABLES				
YEAR	OEM	DETAILS/LENGTH	EMGO#	
BSA				
B32,33 swing arm	54-57	53395	3'10 3/4"	26-82712
B32	62-			
B34	54-55 57-			
A7 swing arm	54-62			
A10 swing arm	54-63			
Bantam D7	63-66		4'10 1/2"	26-82713
Bantam D10	66-68			
Bantam D14	68-71			
C15Sports Star	63-			
C15 Sports	63-			
C15 SS80	64-			
B40	63-65			
A75 Rocket III	71-on			26-82714
Bantam D1,D3 rigid + plunger	49-57	53395/3	4'8"	26-82717
Bantam D5,D7	59-62			
C10L	54-55			
C15	59-65			
B31	54-55			
B40	61-62			
M33	54-57			
M20	54-57			
B33 Rigid & plunger	54-55			
M21	54-57			
B31 swing arm	58-59		3'8"	26-82718
B33 swing arm	58-60			
A50	62-			
A10	58-59			
A10 Super Rocket with cowl	59-61			
A10 Road Rocket with cowl	62-63			
A10 Golden Flash	62-63			
A65	62-63			
B25 Starfire	67-70		5'3"	26-82719
B25SS Goldstar	71-			
B25T Victor Trail	71-			
B44 Victor Roadster	68-			
B44 Shooting Star	68 on			
B44 Victor Enduro	68 on		66"	26-82710

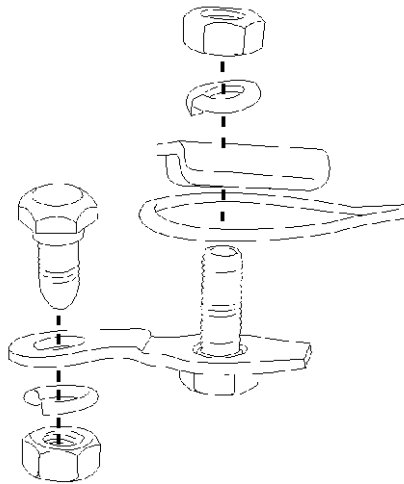
BRITISH

EXHAUST LIFTER CABLES	YEAR	OEM	DETAILS/LENGTH	EMGO#
BSA				
BSA III	48-58		All Side Valve	26-34217
BSA O.H.V.	48-59		All O.H.V. Models	26-34218
All Bantam	50-62			26-34219
C15	60-62			26-34220
B40, SS90	60-64			
NORTON				
ES2, 50, 19S,	57-62			26-34221
MAGNETO ADVANCE CABLES	YEAR	OEM	DETAILS/LENGTH	EMGO#
BSA				
Standard Touring Models	46-62		39"	26-34223
TRIUMPH				
Triumph Touring Models	50-60		41"	26-34224

UNIVERSAL CABLE CLAMP



26-81150
BRAKE AND CLUTCH CABLE CLAMP FITS AT BOOSTER BRACKETS AND AT FRONT BRAKE, FOR B.S.A. TRIUMPH, NORTON AND UNIVERSAL APPLICATIONS.



CABLE ADJUSTER SET



34-67015
ADJUSTER AND ADJUSTER LOCK THUMB NUT. REPLACES OEM 18-1708 AND 18-1709 = ONE SET. TRIUMPH '46 & UP, BSA '69-'72 & NORTON '71-'75

CLASSIC REPRODUCTION CONTROL ASSEMBLIES

AIR/MAGNETO CONTROL ASSEMBLIES



BALL END

BALL END
32-69621 RIGHT, 7/8"
32-69623 RIGHT, 7/8"
32-69625 RIGHT, 1"



FLAT END

FLAT END
32-69620 LEFT, 7/8"
32-69622 LEFT, 7/8"
32-69624 LEFT, 1"

COMPRESSION RELEASE LEVERS



32-64408
FOR 7/8" BARS
DECOMPRESSION LEVER WITH FLAT END

32-64400
HEAVY DUTY CHROME PLATED STEEL AND ONLY 3-1/2 OUNCES. FITS 3/16" TO 5/16" CABLE ENDS. MOUNTS TO 7/8" HANDLEBARS



32-64458
DOHERTY TYPE 217 CLAMP FOR 1" BARS. TRIUMPH OE# 97-06687

CONSOLE SWITCH LEVERS



30-69664 CLUTCH **30-69663 BRAKE**

**FITS: BSA A65T/L '71-'72
CERTAIN B25/50 MODELS
BSA A65/A75 '71-'72, 500 '71-'74, TR25 '71 UP,
NORTON COMMANDO FRONT DRUM MODELS '71-'73,
NORTON COMMANDO '71-'74,
TRIDENT '71-'72, TRIUMPH 250/500/650
TRIDENT '71-'74, TRIUMPH 650 '71-'72,
REPLACES OEM: TRI. 60-2627, 60-2628
NORTON 062702, 062553**



32-69632 Clutch **32-69631 Brake**

**BALL END BLADE, CABLE ADJUSTER
WITH MIRROR HOLE AS USED ON MOST
TRIUMPHS AFTER '63 FOR 7/8 BARS**

**TOMMASELLI REPRODUCTION
ASSEMBLIES**



32-73760 PAIR R/L **LEVERS ONLY**
32-73761 RH BRAKE **30-73763 BRAKE**
32-73762 LH CLUTCH **30-73764 CLUTCH**



32-69642 CLUTCH
32-69641 BRAKE
Z107P TYPE, OPEN BLADE 7/8"

DOHERTY REPLICAS LEVER



32-69680 PAIR
32-69682 CLUTCH **32-69681 BRAKE**
**DOHERTY REPLICAS CLUTCH AND
BRAKE ASSEMBLIES FOR CLASSIC APPLICATIONS**



32-69652 CLUTCH
32-69651 BRAKE
32-69650 PAIR
**AMAL STYLE, DIE CAST WITH
CABLE ADJUSTER FOR 7/8" BARS.**

BRITISH STYLE LEVER ASSEMBLIES



32-69644 CLUTCH **32-69643 BRAKE**
**CHROME STAMPED STEEL CLUTCH AND BRAKE LEVER
ASSEMBLIES FOR 1" HANDLEBARS WITHOUT
CABLE ADJUSTERS.
ACCEPTS 1/4" CABLE FERRULE**



32-69612 CLUTCH **32-69611 BRAKE**
**CHROMED STEEL BALL END CONTROL LEVER
ASSEMBLY WITH ANTI-ROCK PAD AND CABLE
ADJUSTER FOR 7/8" BARS**

CHROME PLATED BRASS PERCHES WITH STEEL LEVERS.



32-64452
**BALL END CLUTCH LEVER
FOR 1" HANDLEBAR WITH
CAM ADJUSTOR
DOHERTY TYPE 217
REPLICA**



32-64451
**BALL END BRAKE LEVER
FOR 1" HANDLEBAR WITH
CAM ADJUSTOR
DOHERTY TYPE 217
REPLICA**



32-64454
**BALL END CLUTCH LEVER FOR 1"
HANDLEBAR WITH CAM
ADJUSTOR AND SWITCH
MOUNT CLAMP
DOHERTY TYPE 217 REPLICA
SAME AS 32-64452 BUT WITH
CLAMP 32-64458**

CHROME PLATED BRASS PERCHES WITH STEEL LEVERS.



32-64462
BALL END CLUTCH LEVER
FOR 7/8" HANDLEBAR WITH
CAM ADJUSTOR
DOHERTY TYPE 219
REPLICA



32-64461
BALL END BRAKE LEVER
FOR 7/8" HANDLEBAR WITH
CAM ADJUSTOR
DOHERTY TYPE 219
REPLICA



32-69661
1" NON BALL END
BRAKE/AIR LEVER ASSEM-
BLY DOHERTY TYPE 100/200
REPLICA



32-69692
7/8" NON BALL END
CLUTCH/MAG LEVER ASSEMBLY



32-69691
7/8" NON BALL END
BRAKE/AIR LEVER
ASSEMBLY



32-69662
1" NON BALL END
CLUTCH/MAG LEVER
ASSEMBLY DOHERTY TYPE
100/200 REPLICA



32-69694
7/8" BALL END
CLUTCH/MAG LEVER
ASSEMBLY WITH CAM
ADJUSTER



32-69693
7/8" BALL END
BRAKE/AIR LEVER
ASSEMBLY WITH
CAM ADJUSTER

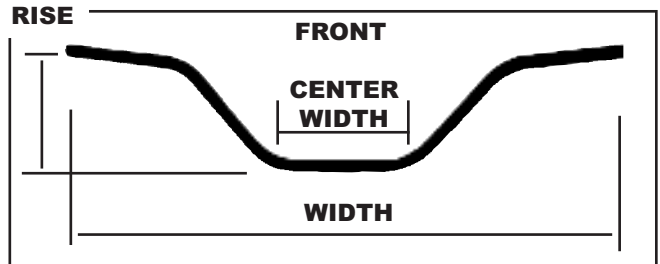


32-69633
BRAKE/AIR LEVER CONTROL
ASSEMBLY WITH BALL
END LEVER AND CABLE ADJUSTER.

DEFINITION OF HANDLEBAR DIMENSIONS

RISE:

MEASURED FROM THE BAR'S LOWEST SURFACE TO THE TOP SIDE OF THE END OF THE BAR IN NORMAL RIDING POSITION

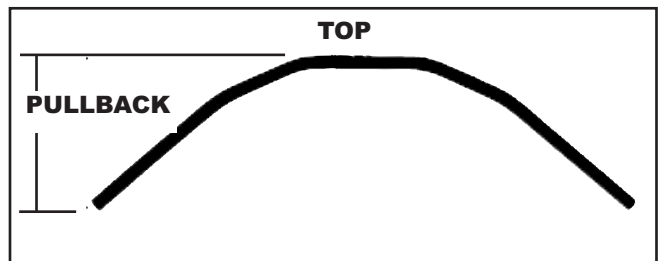


WIDTH:

MEASURED FROM END TO END

PULLBACK:

MEASURED FROM THE FRONT OF THE BAR TO THE REARMOSEST END OF THE BAR IN A NORMAL RIDING POSITION



CENTER WIDTH:

THE TOTAL FLAT SURFACE OF THE BAR'S CENTER

TRIUMPH HANDLEBAR MOUNT RUBBER



23-93120
REPLACES OEM: 97-1580
FITS: ALL 1963 AND LATER
MODELS EXCEPT C MODELS

BRITISH REPLICA HANDLEBARS.

BRITISH REPLICA HANDLEBARS



AJS/MATCHLESS/BSA
STANDARD TOURING BAR
23-93102
 RPLCS OE: 02-1257
 28.5" WIDE, 2.5" RISE,
 4.0" PULLBACK, 4.75" CENTER



BSA
C15/B40 WITHOUT WELDED ON
LEVER LUGS
23-93112
 RPLCS OE: 40-4976
 29.5" WIDE, 3.0" RISE,
 4.25" PULLBACK, 4.75" CENTER
 END RISE 3.5"



BSA
U.S. SPEC. A75 ROCKET III '69-'71
23-93113
 RPLCS OE: 97-4252
 28.0" WIDE, 5.5" RISE,
 5.75" PULLBACK, 4.0" CENTER
 END RISE 4.75"



BSA
U.S. SPEC. MID 50'S TO 70'S
23-93119
 RPLCS OE: 42-4968
 30.0" WIDE, 6.25" RISE,
 6.5" PULLBACK, 5.0" CENTER
 END RISE 4.5"



NORTON
COMMANDO, ROADSTER,
FASTBACK 1968-1975
23-93104
 RPLCS OE: 42-4968
 32.5" WIDE, 4.75" RISE,
 7.0" PULLBACK, 5.5" CENTER
 END RISE 5.0"



NORTON
FLAT, DOMI 99, ATLAS
23-93111
 RPLCS OE: NM72460, 06-7803
 27.25" WIDE, 0" RISE,
 3.0" PULLBACK, 10.0" CENTER
 END RISE 0"



TRIUMPH
T140/T160V 1973 AND UP
23-93101
 RPLCS OE: 97-4583
 25.5" WIDE, 3.25" RISE,
 2.25" PULLBACK, 5.0" CENTER
 END RISE 7.5"



TRIUMPH
650/750 1971 AND UP
23-93103
 RPLCS OE: 97-7001
 27.5" WIDE, 8.5" RISE,
 7.5" PULLBACK, 6.0" CENTER
 END RISE 8.0"



TRIUMPH
UK SPEC. 120
***23-93106**
 RPLCS OE: 97-0811
 28.25" WIDE, 2.25" RISE,
 3.5" PULLBACK, 4.5" CENTER
 END RISE 0"



TRIUMPH
U.S. SPEC. T120, TR6 PRE UNIT,
***23-93108**
 RPLCS OE: 97-1197
 30.0" WIDE, 5.5" RISE,
 7.25" PULLBACK, 4.0" CENTER
 END RISE 5.75"



TRIUMPH
3TA/5TA/T100 NACELLE MODELS
***23-93114**
 RPLCS OE: 97-1131
 27.0" WIDE, 3.0" RISE,
 4.25" PULLBACK, 4.5" CENTER
 END RISE 5.0"



TRIUMPH
T90/100
23-93170
 RPLCS OE: 97-1872
 24.0" WIDE, 3.0" RISE,
 0" PULLBACK, 4.0" CENTER
 END RISE 0"

***1" BARS WITH 15/16 REDUCTION FOR THROTTLE SIDE**

BRITISH BARS WITHOUT PHOTO

PART #	OEM #	MAKE	MODEL
23-93105	6400/56	ARIEL	All HEAVYWEIGHT MODELS 56 - 59
23-93107	40-4956	BSA	C15 / B40 WITH WELDED ON LEVER LUGS
23-93116	42-4968	BSA	A10 / A50 / A65 WESTERN 42-4968
23-93117	90-4978	BSA	BANTAM WITH WELDED ON LEVER LUGS
23-93118	90-4992	BSA	BANTAM D7/D10/D14 WITHOUT WELDED ON LEVER LUGS
23-93109	06 4132	NORTON	U.K. / EUROPEON SPEC. COMMANDO INTERSTATE
23-93100	97-1870	TRIUMPH	U.S. Spec. T120 / TR6 1966 - 1970
23-93115	90-0934	TRIUMPH	TIGER CUB WITH WELDED ON LEVER LUGS
23-93111	HB1/C	VINCENT	FLAT BAR FOR SINGLES AND TWINS 1946 AND ON

BRITISH

7/8" AND 1" STEEL CLIP-ONS

DRAG BARS

7/8" DIAMETER



- 23-93139 41MM CHROME
- 23-93140 41MM GLOSS BLACK
- 23-93135 36MM CHROME
- 23-93136 36MM GLOSS BLACK
- 23-93121 35MM CHROME
- 23-93122 35MM GLOSS BLACK
- 23-93123 34MM CHROME
- 23-93124 34MM GLOSS BLACK
- 23-93131 33MM CHROME
- 23-93132 33MM GLOSS BLACK

1" DIAMETER



- 23-93143 41MM CHROME
- 23-93144 41MM GLOSS BLACK
- *07-93137 39MM CHROME
- *07-93138 39MM BLACK/
- *DIMPLED



- DRAG BAR 7/8**
23-92402 CHROME
23-92412 BLACK
 27.5" WIDE,
 3.5" PULLBACK, 9" CENTER



- DRAG BAR 7/8**
23-12560 CHROME
23-12570 BLACK
23-12570S SATIN BLACK
 27.5" WIDE,
 3.5" PULLBACK, 5" CENTER



- 30" DRAG BAR 7/8**
23-93134 CHROME
 30" WIDE,
 5" PULLBACK, 7.75" CENTER



- JUNIOR CLUBMAN 7/8:**
 AT 24" WIDE THIS A 3.1/2"
 NARROWER VERSION OF THE
 CURRENT CLUBMAN BAR
 JUNIOR CLUBMAN
23-12546 CHROME
23-12547 BLACK
23-12547S SATIN BLACK
 24" WIDE, 3 1/5" DROP,
 6" CENTER



- CLUBMAN 1"**
23-12558 CHROME
23-12559 BLACK
 27.5" WIDE, 4.5" DROP,
 6.5" CENTER



- CLUBMAN 7/8"**
23-12538 CHROME
23-12539 BLACK
23-125389S SATIN BLACK
 27.5" WIDE, 4.5" DROP,
 6.5" CENTER



- APE HANGERS**
32" WIDE,
7.5" PULLBACK, 5.5" CENTER

- 12" RISE**
23-12534 CHROME
23-12534B SATIN BLACK

- 14" RISE**
23-12535 CHROME
23-12535B BLACK
23-12535S SATIN BLACK

- 16" RISE**
23-12536 CHROME
23-12536B SATIN BLACK

- 18" RISE**
23-12537 CHROME
23-12537B SATIN BLACK



- BROOMSTICK 7/8"**
23-12566 CHROME
23-12566S SATIN BLACK
 32" WIDE,



- "T" BARS 7/8"**
23-92406 CHROME
23-92406B BLACK
 27.5" WIDE, 6" RISE,
 4.5" PULLBACK, 5" CENTER

DIRT TRACK TYPE BARS



NEW #7 DIRT TRACK HANDLEBAR.

23-12583 CHROME

23-12593 BLACK

7/8" DIAMETER 33.5" WIDE, 4.5" RISE 9" PULLBACK

NO SLIP KNURLED CENTER. MANUFACTURED FROM 2.0MM WALL THICKNESS JIS G3141 COLD ROLLED STEEL TUBING THEN POLISHED AND PLATED TO A LUSTROUS CHROME FINISH.



23-12565



23-12581



23-12582



Bend	Chrome	Black	Width	Rise	Pullback	Center
#47	23-12565	23-12575	33"	3.75"	4.25"	4.75"
#10	23-12581	23-12591	34"	4.250"	8.0"	6.0"
#24	23-12582	23-12592	32.5"	5.375"	8.0"	5.5"



VINTAGE DIRTBIKE BAR

23-92403 CHROME

VINTAGE STYLE M/X.
7/8" BARS 33" WIDE,
4.5" RISE, 6" PULLBACK
7" CENTER WIDTH



UNIVERSAL DIRTBIKE BARS

23-92400 CHROME

23-92410 BLACK

7/8" BARS 31.250" WIDE,
5.5" RISE, 5" PULLBACK



STREET SCRAMBLER

23-93110 CHROME

STREET SCRAMBLER
7/8" BARS 24.5" WIDE,
5.5" RISE, 4.5" PULLBACK
4" CENTER WIDTH

RISERS FOR 1" HANDLEBARS

RISERS FOR 1" AND 7/8" HANDLEBARS



23-09300



23-09608



23-09606

CONVERSION SHIMS AVAILABLE FOR 7/8" BARS

RISERS FOR 1" HANDLEBARS

23-09300 4" PULLBACK RISER

CHROMED ALUMINUM

23-09604 4" CUSTOM ROUND TOP RISER

23-09606 6" CUSTOM ROUND TOP RISER

23-09608 8" CUSTOM ROUND TOP RISER

23-09610 4" CUSTOM ROUND TOP RISER

MACHINED FROM TWO PIECES

23-09710 6" CUSTOM ROUND TOP RISER

23-09620 2" TALL RISERS FOR

1" HANDLEBARS

RISERS FOR 7/8" HANDLEBARS

23-09614 4" CUSTOM ROUND TOP RISER

23-09616 6" CUSTOM ROUND TOP RISER

23-09618 8" CUSTOM ROUND TOP RISER

23-09600 RISER CONVERSION SHIMS. ALLOW

7/8" HANDLEBARS TO BE USED IN RISERS

DESIGNED FOR 1" HANDLEBARS

2" TALL RISERS FOR 1" HANDLEBARS

23-09620



SHORT RISERS FOR 1" HANDLEBARS



SHORT RISERS FOR 1" HANDLEBARS
AVAILABLE IN CHROME OR
GLOSS BLACK

23-09701 CHROME RISERS


23-09702 GLOSS BLACK

OFF ROAD HANDLEBARS, RISERS

BRITISH


CLASSIC JACKHAMMER STYLED GRIPS

RETRO MARK I



42-56620 7/8"
RIBBED JACKHAMMER
STYLE WITH FLARED END

RETRO MARK II



42-56630 7/8"
RIBBED JACKHAMMER
STYLE WITH FLUSH END


CLASSIC JACKHAMMER




42-56578
JACK HAMMER GRIP SET
FITS 7/8" BARS

42-56510
JACK HAMMER GRIP SET
FITS 1" BARS

RETRO STYLE METALFLAKE GRIPS FOR 1" AND 7/8"



7/8"GRIPS, 120MM LONG
42-21120 BLACK
42-21123 BLUE
42-21124 RED
42-21125 YELLOW
42-21126 GREEN
42-21129 SILVER



NEW 1" GRIPS
42-21110 BLACK
42-21113 BLUE
42-21114 RED
42-21119 SILVER

RETRO STYLE GRIPS



RETRO STYLE GRIPS AVAILABLE IN BLACK, WHITE. (BROWN FOR 1" ONLY) GRIPS ARE 115MM LONG.

"COKE BOTTLE STYLE GRIPS"



AVAILABLE IN STANDARD AND METALFLAKE COLORS

CLASSIC COKE BOTTLE STYLE GRIPS. AVAILABLE IN 1" AND 7/8"

1" STANDARD COLORS 7/8"

42-56540 BLACK 42-56640
42-56541 WHITE 42-55641
42-56542 RED 42-56642

METALFLAKE

42-56560 BLACK 42-56660
42-56564 RED 42-56664
42-56569 SILVER 42-56669

FOR 7/8" BARS

42-56580 BLACK
42-56581 WHITE
42-56582 GREY
42-56587 BROWN

FOR 1" BARS


42-56590 BLACK
42-56591 WHITE
42-56592 GREY
42-56597 BROWN

GT STYLE GRIPS



BLACK
42-28700 7/8"
42-28710 1"

GEL BROWN
42-28709 7/8"
42-28719 1"



42-24603
GRIP SET ONLY FITS 1" BARS FOR THROTTLE 44-29400

GOOD FOR RESTORING THAT OLD CLASSIC OR AN AFFORDABLE REPLACEMENT FOR YOUR EVERYDAY BIKE. DUAL WALL GRIPS WITH AN INNER-RIBBED AIR CHAMBER FOR A SOFT FEEL.

**FOR 7/8" BARS
DIE-CAST "AMAL 364" STYLE THROTTLE.
HIGH QUALITY AUTHENTIC REPLICA.**

**44-29490
CHROME**

**44-29490B
BLACK**

**REPLACES
TRI. 60-7014**



**7/8" & 1" THROTTLE ASSEMBLIES
NOW AVAILABLE IN BLACK
"EMGO NUMBERS WITH B SUFFIX**

EMGO#	DESCRIPTION
44-29470	Chrome single cable throttle assembly.
44-29470B	Throttle only, fits 7/8" bars
44-29472	Chrome universal throttle w/tension adj.
44-29472B	Throttle only, fits 1" bars
44-29474	Chrome dual cable throttle assembly.
44-29474B	Throttle only, fits 7/8" bars
44-29480	Chrome single cable throttle assembly
44-29480B	Comes W/Jackhammer grips, fits 7/8" bars
44-29482	Chrome single cable throttle assembly.
44-29482B	Comes W/Jackhammer grips, fits 1" bars
42-56510	Jackhammer grips for 1" bars.
42-56578	Jackhammer grips for 7/8" bars.
44-29484	Die-Cast dual cable throttle.
44-29484B	Comes with grips, fits 7/8" bars
44-29400	Die-Cast single cable throttle, Comes with grips, fits 1" bars.
44-29402	Throttle Only (44-29400)
42-24603	Grips only (44-29400)

AMAL STYLE THROTTLE




**BLACK FINISH IS
SIMULATED FOR
PHOTO**



44-29400



44-29470



44-29474



42-56510

44-29482

**44-29474Z
THROTTLE ABUTMENT
FOR THROTTLE
44-29474.
SOLD SEPERATLY IN
BAGS OF 100**



VIPER FAIRING

**FOR MANY YEARS THE
EMGO "VIPER" SPORTS
FAIRING HAS SOLD WELL
AMONG RIDERS LOOKING
FOR THE CAFE LOOK AT A
REASONABLE COST. IT
HAS A TOUGH
MOLDED PLASTIC CON-
STRUCTION AND
REPLACEABLE TINTED
WINDSHIELD, AND COMES
WITH MOUNTING
HARDWARE**



**70-52501 FAIRING
70-52540 EXTRA MOUNTING KIT
70-52520 REPLACEMENT TINTED
WINDSHIELD**

RETRO STYLE

**VENOM
MARK II FAIRING**



**70-52505 GLOSS BLACK HEADLIGHT FAIRING
WITH TINTED WINDSHIELD. MOUNTS TO 7"
HEADLIGHT. NO MOUNTING KIT INCLUDED.**

70-52506 REPLACEMENT WINDSHIELD



CLASSIC TRIUMPH STYLED MIRROR

10MM D.O.T./E-MARK
 FITS LEFT OR RIGHT.
 SOLD EACH

R/L

CHROME
20-06850



CLASSIC STYLE MIRROR

THIS MIRROR WILL FIT ALL RIGHT OR
 LEFT MOUNTING BRACKETS,
 EXCEPT RIGHT SIDE YAMAHA
 SOLD EACH

8MM
 10MM

CHROME
20-31608
20-31610



UNIVERSAL 7/8" CLAMP-ON

FITS LEFT OR RIGHT.
 SOLD EACH

RH/LH

CHROME
20-43000



CLAMP-ON TINTED MIRROR

THREE CLAMP SIZES IN EACH BOX.
 FITS 3/4", 7/8" AND 1" HANDLEBARS.
 3 DIFFERENT STEM LENGTHS

SOLD EACH
20-06804
20-06808
20-06810

CHROME
4" STEM
8" STEM
10" STEM



BUFFALO "3 INCH" CUSTOM MIRROR

CHROME 3 INCH DIE-CAST BODY COMES IN RAIL
 BACK DESIGN. FITS LEFT OR RIGHT.
 SLIDE PACK ONE PER

20-06845 FITS RH AND LH

MIRROR BRACKETS



UNIVERSAL TO FIT 7/8" HANDLEBARS.

AVAILABLE IN BLACK, CARBON OR CHROME FINISH

BLACK CHROME CARBON

10MM 20-28120 20-28121 20-28122

FOR 1" BAR 20-28128

STEM MOUNTING CLAMP



20-28100
CHROME HANDLEBAR CLAMP

TRUE VISION BAR END MIRRORS

**UNIVERSAL MOUNTING BAR ENDS
"EL-CHICO" SMALLER RECTANGULAR MIRROR.
SOLD EACH**

**CHROME R/L
20-34020**

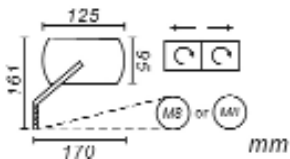


BAR END MIRRORS

**FITS LEFT OR RIGHT,
7/8" HANDLEBAR,
BLACK OR CHROME.
SOLD EACH**

**BLACK
R/L 20-34010**

**CHROME
20-34000**



CLAMP-ON MIRROR

**TWO STYLES OVAL AND CLASSIC DIE-CAST
OR STAMPED STEEL, CLAMP-ON.
FITS LEFT OR RIGHT.
SOLD EACH**

**CHROME
20-34812
20-34822
20-34832**

**METAL-CLASSIC
DIE-CAST-CLASSIC
METAL-OVAL**



CHOPPER MIRRORS

**2 STYLES, OVAL AND CLASSIC.
2" X 4 1/2" DIE-CAST OR STAMPED STEEL.
FITS LEFT OR RIGHT SIDE.
SOLD EACH**

**CHROME
20-34814
20-34824
20-34834**

**STEEL 10MM CLASSIC
DIE-CAST 10MM CLASSIC
STEEL 10MM OVAL**



BAR END MIRRORS, CHOPPER STYLE MIRRORS

BRITISH



12-94212
PAPER AIR FILTER FOR
NORTON COMMANDOS UP TO 1974
RPLCS. OEM: 060673

FOR BONNIEVILLE



12-94209
REPLACES OEM:
TRI 83-1537,
FITS 68-70 BONNEVILLE

12-94207
DOMED BACKING
PLATE ONLY.
CAN BE USED TO REPLACE
THE FLAT PLATE FOR
INCREASED AIR FLOW



12-94200



12-94201



12-94206



12-94208



12-94210

FILTER 12-94201 SAME FITTINGS AS 12-94200 THIS IS A PLEATED AND GAUZE FILTER. IT CAN BE USED DRY OR LIGHTLY OILED, REUSABLE.

NEW FILTER 12-94208 FOR 900 SERIES CENTRAL MOUNT OEM: 60-1053/83-1537.

12-94200 TRIUMPH SERIES 600/900 PAPER FILTER ELEMENT
12-94204 TRIUMPH 900 SERIES OFFSET FITTING OEM# 82-6866

12-94206 TRIUMPH 376/600 SERIES CENTER FITTING (OPEN BACK)
12-94210 TRIUMPH/BSA TWINS '71-UP OEM# 60-3072

12-94208 FOR 900 CARBURETOR'S (CENTER FIT) REPLACES TRIUMPH OE: 60-1053

CLAMP-ON-AIR FILTERS



DIMENSIONS

OVERALL WIDTH



OVERALL LENGTH

FLANGE

EMGO #	FLANGE	OVERALL WIDTH	LENGTH
12-55728	I.D. 28MM	2-1/4"	2"
12-55735	I.D. 35MM	2-1/2"	2"
12-55739	I.D. 39MM	3"	2-3/4"
12-55742	I.D. 42MM	3"	2-3/4"
12-55746	I.D. 46MM	3"	2-3/4"

EMGO #	FLANGE	OVERALL WIDTH	LENGTH
12-55748	I.D. 48MM	3"	2-3/4"
12-55752	I.D. 52MM	3"	2-3/4"
12-55754	I.D. 54MM	3"	2-3/4"
12-55760	I.D. 60MM	3"	2-7/16"
12-55780	I.D. 45MM	3-3/4"	2-1/2"

12-55770 70MM (2 3/4")
CHROME END CAP



12-70850 50MM (1.9")
CHROME END CAP



12-55780
45MM CLAMP ON AIR FILTER WITH A SUPER
LOOKING CHROME HALF COVER





10-26900

**TRIUMPH/BSA70-6571
TRIUMPH T150/T160
TRIDENT
BSA A75 ROCKET III
DROP-IN TYPES FOR
TRIPLES**



10-26905

**1971 BSA B25
1972 BSA B50
BSA OEM: 19-4590,
TRIUMPH TR 25 1971
TRIUMPH TR5MX 1973
TRIUMPH OEM:
99-1179**



10-26910

**NORTON
COMMANDO
'68-UP 06-3371**



10-26920

**TRIUMPH OEM#
T1210200
FITS: ALL MODELS
WITH SPIN-ON
FILTER '95-'02**

BLACK RUBBER FUEL & OIL LINE

BLACK RUBBER LINE WITH NEOPRENE OUTER COVER TO RESIST GREASE AND OIL. AVAILABLE IN PLAIN AND REINFORCED, SOLD IN 25 FOOT ROLLS.

Reinforced Oil/Fuel Line	Plain Rubber Fuel Line	Size I.D.	Size I.D.	Max PSI	B.P. PSI
-----	14-03601	3-16"	2.0mm	50	120
14-03701	-----	3/16"	2.5mm	200	450
-----	14-03611	1/4"	2.5mm	50	120
14-03711	-----	1/4"	2.7mm	200	450
-----	14-03621	5/16"	2.7mm	50	120
14-03721	-----	5/16"	3.0mm	200	450
-----	14-03631	3/8"	3.0mm	50	120
14-03731	-----	3/8"	3.5mm	200	450

NYLON FUEL LINES



REINFORCED VINYL



CLEAR VINYL

NYLON FUEL LINE OUR CLEAR VINYL FUEL LINE

IS AVAILABLE IN PLAIN STYLE OR REINFORCED. SOLD IN 25 FOOT ROLLS.

Reinforced	Plain Vinyl	I.D.	O.D.
-----	14-03600	3/16"	2.0mm
14-03700	-----	3/16"	2.5mm
-----	14-03610	1/4"	2.5mm
14-03710	-----	1/4"	2.7mm
14-03720	14-03620	5/16"	3.0mm

METAL FUEL FILTER CHART

Type	Description	5/16"	1/4"
Aluminum	Die-Cast Chrome	14-34460	14-34461
Aluminum	CNC Red	14-34430	14-34470
Aluminum	CNC Blue	14-34431	14-34471
Aluminum	CNC Black	14-34432	14-34472
Aluminum	CNC Purple	14-34433	14-34473
Aluminum	CNC Gold	14-34434	14-34474

OIL PUMP



18-57890

**FOR TRIUMPH UNIT MODELS
'63-UP, 650/750 TWINS '73-'79
OEM# 70-9421**

**FUEL FILTERS
GLASS FUEL FILTERS**

GLASS BODY WITH CHROME END CAPS, INDIVIDUALLY BLISTER PACKED AS A KIT WHICH INCLUDES HOSE CLAMPS AND A SPARE NYLON FILTER ELEMENT.

**14-34450 5/16" FITTING
14-34451 1/4" FITTING
14-34455 REPLACEMENT
ELEMENT (BAG OF 10)**



14-34450

NYLON FUEL FILTERS

1/4" FITTING WITH NYLON INNER SCREEN. INDIVIDUALLY POLY BAGGED AND MOUNTED TO A POINT-OF-SALE DISPLAY CARD.

**14-34421 2" LONG, 1/4" FITTING
15 PER CARD**

**14-34441 4" LONG, 1/4" FITTING
10 PER CARD**

**14-34442 4" LONG, 5/16" FITTING
10 PER CARD**



14-34441


METAL FUEL FILTERS

BOTH DIE-CAST AND CNC MACHINED TYPES ARE AVAILABLE IN 5/16" & 1/4" INCH SIZES, AND HAVE A CLEANABLE BRASS FILTER ELEMENT. SOLD IN A POINT-OF-SALE CLAM PACK.



14-34461

91-48810
SINTERED



64-48860
FULL METAL

64-48860
91-48810

NORTON
COMMANDO '71-'74
COMMANDO MK3 '75

91-48811
SINTERED



64-48861
FULL METAL

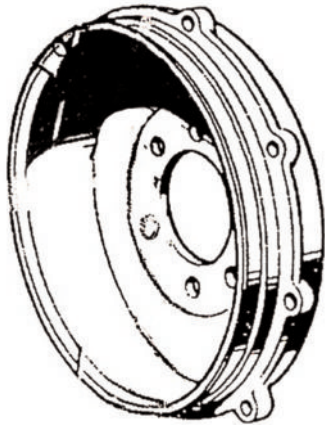
64-48861 **TRIUMPH**
91-48811 **B0BONNIEVILLE T120V** '73-'75
THUNDERBIRD TR65 '81-'83
BONNEVILLE T140V '73-UP
TRIDENT T150V '73-'74
TRIDENT T160V '75
TSS 750 '82-83

91-48820
SINTERED



64-48870
FULL METAL

64-48870 **NORTON CLASSIC 88**
91-48820 **(ROTARY ENGINE)**
HARRIS BONNIEVILLE
W/BREMBO CALIPERS
HINKLEY TRIUMPHS
W/BREMBO CALIPERS
DUCATI
900/SS/GTS/SPORT
500/600/650 DESMO 'PANTAH'
906 PASO
MOTO GUZZI
750/850/100 LE-MANS
1100/1100i
STRADA 1000
LAVERDA
JOTA 1000
MIRAGE 1200
RGS 1000



TRIUMPH REAR BRAKE DRUM
95-94800

REPLACES TWO OEM PART NUMBERS

37-3585 AND 37-1498

650CC MODELS FROM 1966-1970

500CC MODELS FROM 1966-1974

THE FOLLOWING ARE THIS DRUM WITH SPROCKETS

95-96243

BOLT ON DRUM SPROCKET '47-'65 37-1276 43 TOOTH

95-96246

BOLT ON DRUM SPROCKET '47-'65 37-0951 46 TOOTH



TRIUMPH SPROCKET BOLTS
95-94810

REPLACES OEM 21-2010.

THESE ARE THE BOLTS AND
WASHERS THAT COME SUPPLIED

WITH BRAKE DRUM 95-98400

1/4" X 28 (UNF)

BAGS OF 8

EMGO#	FITS	YEAR
93-81009	TRIUMPH, BSA TWINS AND TRIPLES, TR6, T120 BONNEVILLE	'71-'72
93-81010	TRIUMPH (FRONT & REAR) 7" SINGLE LEADING SHOE REPLACES OEM# 371406/1407 T90, T100 T120, T150	TO '74 TO '71
93-81011	NORTON (REAR) REPLACES OEM# 060828/063417 COMMANDO, ATLAS, ETC.	'56-'74
93-81012	BSA (REAR) REPLACES OEM# 655940/5901 B441 VICTOR GOLDSTAR A50 A65 A10 B25, TRI T25	'50-'63 '66-'70 '66-'70 '54-'55 '67-'70
93-81013	BSA/TRIUMPH (FRONT) REPLACES OEM# 37-1996 F.W.H. 2/L S BSA A50 A65 A75 TRIUMPH T100R TR6-T120 T150	'70 '68-'70 '69-'70 '68-'74 '68-'70 '69-'70
93-81014	BSA/TRIUMPH (REAR) REPLACES OEM# 37-3925/6 BSA 650 TWIN A75 "3" REPLACES OEM# 37-3875/4018 TRIUMPH 650 TWIN T150 "3" T140, TR7 RV	'71-'73 '71-'72 '71-'72 '71-'74 '73-'74
93-81015	BSA (FRONT) 8" SINGLE SIDE BRAKES REPLACES OEM# 68-5541/43 A50 A65L A65T B44	'66-'68 '66-'67 '66-'68 '66-
93-81016	BSA (FRONT) 8" SINGLE SIDE BRAKES REPLACES OEM# 67-5558 A7/10 B34/31/33	
93-81017	TRIUMPH 8" FWH (NON TWIN LEADING SHOE) REPLACES OEM# 37-1732	'66-'67
93-81018	TRIUMPH 8" FWH (NON FLANGED) REPLACES OEM# 37-1410/11	'58-'65
93-81019	FRONT AND REAR BSA BANTAM D7/D10/D14	
93-81069	SHOES WITH SPRINGS REPLACES OEM: 90-5719	
SAME AS 81019	ALSO FITS TRIUMPH T20 TIGER CUB	
WATER GROOVED	FRONT AND REAR. REPLACES OEM:37-0977	



93-81009



93-81010



93-81011



93-81012



93-81016

BRAKE SHOES FOR CLASSIC BRITISH

BRITISH

VALVES, PISTON SETS RING SETS, WRIST PINS, GLIPS



PISTON SETS ONLY, PISTON SETS INCLUDE WRIST PIN AND CLIPS

VALVES FOR TRIUMPH
MADE FROM SUH3 STAINLESS STEEL
FOR 650-750 MODELS
18-55840
INTAKE VALVE RPLCS. OE: 70-4603
18-55841
EXHAUST VALVE RPLCS. OE: 70-2904

TRIUMPH	Sold As	STD	+20	+40	+60	+80
Triumph/BSA Triple	3 Cyl. Set	18-89100	18-89102	18-89104	18-89106	18-89108
T100	2 Cyl. Set	18-89200	18-89202	18-89204	18-89206	18-89208
T100C/R 1958-1957 9:1 CR	2 Cyl. Set	18-89220	18-89222	18-89224	18-89226	18-89228
TR6/T120	2 Cyl. Set	18-89300	18-89302	18-89304	18-89306	18-89308
TR7/T140	2 Cyl. Set	18-89400	18-89402	18-89404	18-89406	18-89408
BSA	Sold As	STD	+20	+40	+60	+80
A65	2 Cyl. Set	18-89310	18-89312	18-89314	18-89316	18-89318
NORTON RING SETS ONLY	Sold As	STD	+20	+40	+60	+80
750	2 Cyl. Set	18-89410	18-89412	18-89414	18-89416	18-89418
850	2 Cyl. Set	18-89420	18-89422	18-89424	18-89426	18-89428

HASTING RINGS MADE IN THE U.S.
RIKEN RINGS ARE MADE IN JAPAN, BOTH ARE
AVAILABLE FROM ATLANTA WAREHOUSE ONLY

TRIUMPH	Sold As	STD	+20	+40	+60	+80
Triumph/BSA Triple/TR25/B25	1 Cyl. Set	18-89100RH	18-89102RH	18-89104RH	18-89106RH	18-89108RH
T100	2 Cyl. Set	18-89200RH	18-89202RH	18-89204RH	18-89206RH	18-89208RH
TR6/T120	2 Cyl. Set	18-89300RH	18-89302RH	18-89304RH	18-89306RH	18-89308RH
TR7/T140	2 Cyl. Set	18-89400RH	18-89402RH	18-89404RH	18-89406RH	18-89438*
BSA	Sold As	STD	+20	+40	+60	+80
B44	1 Cyl. Set	18-89320RH	18-89322RH	18-89324RH	18-89326RH	N/A
B50	1 Cyl. Set	18-89330RH	18-89332RH	18-89334RH	18-89336RH	N/A
A10	2 Cyl. Set	18-89340RH	18-89342RH	18-89344RH	18-89346RH	N/A
A65	2 Cyl. Set	18-89310RH	18-89312RH	18-89314RH	18-89316RH	18-89318RH
NORTON	Sold As	STD	+20	+40	+60	+80
750	2 Cyl. Set	18-89410RH	18-89412RH	18-89414RH	18-89416RH	18-89418RH
850	2 Cyl. Set	18-89420RH	18-89422RH	18-89424RH	18-89426RH	18-89428RH

***RIKEN RINGS**

WRIST PIN CLIPS, WRIST PINS

PART #	APPLICATION	DESCRIPTION	SOLD AS
18-89100C	BSA / Triumph triple	Wrist pin clips	Bag of 100
18-89100P	BSA / Triumph triple	Wrist pin	Bag of 10
18-89200C	Triumph T100	Wrist pin clips	Bag of 100
18-89200P	Triumph T100	Wrist pin	Bag of 10
18-89300C	Triumph T120 / TR6	Wrist pin clips	Bag of 100
18-89300P	Triumph T120 / TR6	Wrist pin	Bag of 10
18-89400C	Triumph T140 / TR7	Wrist pin clips	Bag of 100
18-89400P	Triumph T140 / TR7	Wrist pin	Bag of 10
18-89310C	BSA A65	Wrist pin clips	Bag of 100
18-89310P	BSA A65	Wrist pin	Bag of 10
18-89410C	Norton 750	Wrist pin clips	Bag of 100
18-89410P	Norton 750	Wrist pin	Bag of 10
18-89420C	Norton 850	Wrist pin clips	Bag of 100
18-89420P	Norton 850	Wrist pin	Bag of 10



BRITISH


GASKET SETS

HEAD GASKETS FOR TRIUMPH

13-37701 COPPER HEAD GASKET. FITS: TRIUMPH T120, TR6, & 650CC '63-UP. REPLACES TRIUMPH OEM: 70-4547

13-37711 COMPOSITE HEAD GASKET, 10 BOLT HEAD. FITS: TRIUMPH 750 TR7RV/T140 '79-UP. REPLACES TRIUMPH OEM: 71-4619

13-37731 COPPER HEAD GASKET, 10 BOLT HEAD. FITS: 750 TR7RV/T140 '79-UP. REPLACES TRIUMPH OEM: 71-3681



COMPLETE ENGINE SETS

13-37700
TRIUMPH
650 '63-'73

13-37710
TRIUMPH
750 '73-'79



ENGINE SETS INCLUDE
COPPER HEAD GASKET

TOP END SETS

13-37720
TRIUMPH
650 '63-'73

13-37730
TRIUMPH
750 '73-'80


INDIVIDUAL GASKETS

**ROTOR INSPECTION
COVER GASKET**
13-37733



Fits: T100 '68-'73
T120/TR6 '68-'73
TR7RV/T140 '73-'78
Replaces Triumph OEM:
71-1457

CHAINCASE (PRIMARY)
13-37742




Fits: Triumph T140, TR7
Replaces Triumph OEM:
71-7009

**INNER TRANSMISSION
COVER GASKET**
13-37732




Fits: Triumph T120, TR6
Replaces Triumph OEM:
71-3096

ROCKER BOX
13-37702




Fits: Triumph 650 '63-'70
Replaces Triumph OEM:
70-9348

BASE GASKET
13-37718




Replaces Triumph OEM:
70-6309

**ROCKER BOX
COVER GASKET**
13-37704



Replaces Triumph OEM:
71-2574

ROCKER BOX
13-37712



Fits: Triumph T140, TR7,
& 650 '71-'74
Replaces Triumph OEM:
71-2599

CARB FLANGE
13-37719



Replaces Triumph OEM:
71-3573

CHAINCASE (PRIMARY)
13-37713



Fits: Triumph T120, TR6
Replaces Triumph OEM:
71-1463

ALL GASKETS SOLD 10 PER BAG

HEAD GASKETS, INDIVIDUAL GASKETS

BRITISH

INDIVIDUAL GASKETS

CONTACT BREAKER
13-37707




Fits: All Triumph 500 & 600
Replaces Triumph OEM:
71-1462

CRANKCASE VENT
13-37706



Fits: All Triumph 650/750
Twins Replaces Triumph
OEM: 71-1460

SUMP GASKET
All Oil in Frame Twins
13-37703



Replaces Triumph OEM:
83-2829

MANIFOLD
13-37714




Fits: Triumph 140
Replaces Triumph OEM:
70-5660

OIL PUMP
13-37715



Fits: Triumph T140, TR7
Replaces Triumph OEM:
71-3910

OIL PUMP
13-37705



Fits: Triumph 650 '63 Up
Replaces Triumph OEM:
71-1461

ROCKER BOX CAP GASKET
13-37708



Fits: Triumph T120/TR6
63-721/2
Replaces Triumph OEM:
70-3751

**CLUTCH BACKING
PLATE GASKET**
13-37709



Fits: All Unit
350/500, 650/750 Twins
Replaces Triumph OEM:
71-1419

**TIMING CASE
GASKET**
13-37717



Fits: Triumph 650/750
Unit Twins
Replaces Triumph OEM:
71-2574

**OUTER GEARBOX
GASKET**
13-37716




Fits: Triumph 650/750
Replaces Triumph OEM:
71-1448

**OIL PUMP JUNCTION
BLOCK GASKET**
13-37739



Fits: All Unit 650/750
Twins Replaces Triumph
OEM: 71-1458

**ROCKER INSPECTION
COVER GASKET**
13-37721



Fits: T140/TR7RV All
Replaces Triumph OEM:
71-3673

*** NOTE: ALL GASKETS SOLD 10 PER BAG**

O-RINGS

- 13-37722 BLACK PUSH ROD TUNNEL RPLCS. 71-1283
 - 13-37723 RED PUSH ROD TUNNEL RPLCS. 70-7310
 - 13-37725 ROCKER SPINDLES RPLCS. 60-3548
 - 13-37726 PUSH ROD TUNNEL RPLCS. 70-3547
 - 13-37727 PUSH ROD TUNNEL RPLCS. 70-1469
 - 13-37728 PUSH ROD TUNNEL RPLCS. 70-4752
 - 13-37735 TAPPET BLOCK RPLCS. 70-7563
 - 13-37736 INSPECTION PLUG RPLCS. 70-8782
 - 13-37738 SHIFT SHAFT RPLCS. 70-3309 OR 60-3530
 - 13-37743 GEARBOX SPROCKET RPLCS. 71-1070
- 50 PCS. EACH TYPE PER BAG

WASHERS (COPPER)

- 13-37724 ROCKER OIL RPLCS. 70-1335
 - 13-37729 OIL LEVER PLUG RPLCS. 70-2441
 - 13-37734 OIL WAY PLUG RPLCS. 82-1880
 - 13-37737 C/CASE FILTER RPLCS. 70-531
- 50 PCS. PER BAG

OIL SEALS



**TRIUMPH TRIPLE
HIGH GEAR OIL SEAL
19-90166
REPLACES TRIUMPH
OEM: 60-3510
SOLD IN BAGS OF 10**



**TRIUMPH CONTACT
BREAKER OIL/
CRANK SEAL
19-90111A
REPLACES TRIUMPH
OEM: 70-4568
REVISED VERSION OF
19-90111,
SOLD IN BAGS OF 10**



**TRIUMPH MAIN
SHAFT OIL SEAL
19-90178
REPLACES TRIUMPH
OEM: 57-1478
FITS 350/500 '57-'73
SOLD IN BAGS OF 10**



**NORTON CONICAL
OIL PUMP SEAL
19-90179
REPLACES NORTON
OEM: 57-1478
FITS 350/500 '57-'73
SOLD IN BAGS OF 50
10 BAGS PER CASE**

OIL SEAL, CHROME TAPPET COVERS

Model	Description	ENGINE/GEARBOX OIL SEALS	Replaces OEM#	EMGO#
NORTON				
350/500 57-73	Conicle oil pump seal		57-1478	19-90179
Atlas	Timing cover to crankshaft 1962-75 T/S		04-8023	19-90176
Commando	Contact breaker 1967-75		03-4053, 06-3609	19-90175
750 & 850	Crankcase to crankshaft 1962-75 D/S		06-7567	19-90174
	Gearbox, mainshaft 1962-75		04-0132	19-90177
TRIUMPH				
T90, T100	Crankshaft to crankcase 1966-70 D/S		70-3876	19-90170
T100R	Contact breaker (in T/Cover) 1959-74		70-4568	19-90111
T100R	Same as above revised		70-4568	19-90111A
350/500 57-73	Main shaft oil seal		57-1478	19-90178
350/500	Cover plate G/box M/shaft to clutch B/plate 1959-66		60-3500	19-90172
	Cover plate G/box M/shaft to clutch B/plate 1967-72		70-7565	19-90168
TR6, T120 etc	Contact breaker (in T/Cover) 1963-74		70-4568	19-90111
650cc	Cover plate G/box M/shaft to clutch B/plate 1963-66		70-4578	19-90169
	Cover plate G/box M/shaft to clutch B/plate 1967-73		70-7565	19-90168
TR7, T140 etc	Contact breaker (in T/Cover) 1973+		70-4568	19-90111
750cc	Gearbox mainshaft high gear internal 1973+		60-3500	19-90172
	Gearbox mainshaft high gear outer into C/case 1973+		60-3512	19-90171
	Cover plate G/box M/shaft to clutch B/plate 1973-74		60-3500	19-90172
T150, T160	Contact breaker 1969-75		70-4568	19-90111
Triples	High gear oil seal		60-3510	19-90166
750 Trident also	Kickstart shaft to cover 1969-75		57-1956	19-90173
BSA A75 Rocket 3				
TRI 500 preunit	Mainshaft 4th gear 1947-1959		57-0946	19-90110
650 4 speed	1947-1973		57-0946	19-90110
BSA A50, A65				19-90110

CHROME TAPPET COVERS



**18-18800
4-PIECE REPLACEMENT SETS
FOR MOST TRIUMPH TWIN MODELS
'63-'72 650, 1959-1974 500**



BRITISH

FORK BOOTS, FORK SEALS, SHOCK SHROUD

FORK BOOTS/DUST SEALS



45-39658



45-39660



45-39663



45-39661



45-39664



45-39667



45-39665

EMGO#	FITS/DESCRIPTION FORK BOOTS	YEARS	OEM
45-39658	TRIUMPH 500/600	64-67	97-1645
45-39660	TRIUMPH TR6/120/150	68-70	97-3635
45-39660	TRIUMPH T100C/R	68-74	97-3635
45-39660	BSA A50, A65	69-70	97-3635
45-39663	BSA A7/A/10	56-62	42-5320
45-39663	BSA A50/A65	62-67	42-5320
45-39664	COMMANDO 850 EUROPEAN STYLE		06-5743
45-39667	BSA B44 VICTOR ENDURO B25, C25	68-70	97-2513
45-39667	BSA A65	68	97-2513
DUST SEAL			
45-39665	COMMANDO 750/850		06-1115
SHORT DUST SEAL			
45-29661	TRIUMPH T250, TR25W	70	97-4002
45-29661	TRIUMPH TR5T	73-74	97-4002
45-29661	TRIUMPH T120	71-72	97-4002
45-29661	TRIUMPH T140	73-UP	97-4002
45-29661	TRIUMPH T150/160	71-75	97-4002
45-29661	BSA B25, C25	71	97-4002
45-29661	BSA B50	71-73	97-4002
45-29661	BSA A65	71-72	97-4002
45-29661	BSA A75 ROCKET 3	72-73	97-4002

REPLACEMENT SHOCK SHROUDS



17-05595 CHROME BOTTOM COVER ALL EMGO BRITISH SHOCKS.
17-05596 BLACK UPPER SHROUDS (129 LONG) ALL EMGO BRITISH SHOCKS EXCEPT BSA A65.
17-05585 BLACK UPPER SHROUD (155MM LONG) BSA A65. C15, B40, BSA ROCKET III.

BRITISH

FOR TRIUMPH:

17-05682 WITH EXPOSED SPRINGS
17-05683 MODELS WITH SHROUDS
 SPRING RATE 132 LB/INS
 FITS: 350/500, TWENTY ONE,
 3TA 1959 ON, 3TA/T90 1963 ON,
 SPEED TWIN 5TA 1959 ON,
 5TA/T100SS 1963 ON.

FOR TRIUMPH:

17-05684 WITH EXPOSED SPRINGS
17-05685 MODELS WITH SHROUDS
 SPRING RATE 145 LB/INS
 T90 1969 ON, T100SS, T100T DAYTONA TIGER

FOR TRIUMPH, BSA:

17-05686 WITH EXPOSED SPRINGS
17-05687 MODELS WITH SHROUDS
 SPRING RATE 100 LB/INS
 T120V, T140V, TIGER, TR6C AND CV TROPHY,
 TR7V TIGER 1972 ON, T150R, T150RV, T160V.
BSA: A50, A65, A70 1972

AMC, BSA, NORTON

17-05689 AMC COVERED SPRINGS
 (MUST USE OEM BOTTOM CLEVIS)
17-05588 BSA B25 CHROME SPRING
17-05598 BSA C15/B40 CHROME SPRINGS
17-05599 BSA ROCKET 70-71 CHROME SPRINGS
17-05688 BSA BANTAM D7, D10, D14,
 GIRLING TYPE LIGHT WEIGHT
17-05587 NORTON WIDELINE CHROME SPRINGS
17-05589 NORTON ES2

FOR BSA, NORTON TRIUMPH:

17-05593 COVERED SPRINGS
17-05597 EXPOSED CHROME SPRINGS
 SPRING RATE 90 LB/INS
 (110 WAS OFFERED FOR SIDECAR USE)
 ARMSTRONG PART# 134HAA
 FITS: BSA A50/A65 1962-1970
 BSA ROCKET 3 1969-1972
 NORTON N15
 TRIUMPH T175 HURRICANE 1970-ON

FOR NORTON:

17-05680 WITH EXPOSED SPRINGS
17-05681 MODELS WITH SHROUDS
 SPRING RATE 110 LB/INS
 FITS: NORTON FEATHERBED
 MODELS '61 UP

FOR NORTON:

17-05592
 SPRING RATE 126 LB/INS
 FITS: ALL NORTON COMMANDOS 750-850
 TO 1974

**FOR AJS, BSA, MATCHLESS
AND TRIUMPH:**

17-05590 EXPOSED CHROME SPRINGS
17-05591 COVERED SPRINGS
 SOLD PER SET
 SPRING RATE 110 LB/INS
AJS: MODEL 5, 6, 6S 1963 ON,
 MODEL 16/18 1963 ON
 MODEL 31, 31CSR 1963 ON,
 MODEL 33 1965 ON
BSA: A7/A10 1958 ON, A50RS ROYAL
 STAR 1971-72 A65 LIGHTNING,
 FIREBIRD, THUNDERBOLT 1971-72 A70
 LIGHTNING 1971-72, B312/B33 1958 ON,
 B25R, B25T, B25SS, B50R, B50T, B50SS ALL
MATCHLESS: CSR SPORTS TWIN,
 G3, G80, G12, G12CSR, G15,
 G15SR COMPETITION 1965 ON
TRIUMPH: T25SS 1970, T35 BANDIT,
 TR5 1958 UP, TR5A, TR5C 1960 UP,
 T100C, T100R 1969 UP, TR5
 ADVENTURER, TR6 1958 UP, 6T 1960-62,
 T110 1960 UP, T120 1960-62, TR6C,
 TR6R, 1960-70,
 T120R 1969-70, TR6 1972, TR6S,
 TR6C, TR6C TROPHY
 1970-72, T150 1969-70, T150V 1973-75

45-39678



45-39670



45-39672



45-39674



EMGO#	REPLACES	DESCRIPTION	YEAR
45-39668	TRI 97-0382A	TRIUMPH TR6, T110, T120, T100	PRE UNIT MODELS
45-39669	TRI 97-1123	TRIUMPH T100A 6T SHORT TYPE	60-63 63
45-39670	NOR 06-3423	COMMANDO 750/850	68-75
45-39671	NOR 06-7714	NORTON DOMINATOR 650SS ATLAS ROADHOLDER MODELS	56-69 56-69
45-39672*	TRI 97-4380	DISC BRAKE MODELS	73-UP
45-39673*	TRI 97-4007	CONICAL HUB MODELS	71-73
45-39674*	TRI/BSA 97-3904	T100	69-74
45-39675 CEI	SHUTTLE VALVE	T120, TR6 T150	69-70 69-70
45-39676*	TRI. 97-1889	BSA A75 ROCKET 3 TRIUMPH 5TA. T100 T110, 6T, TR6, T120 PRE SHUTTLE VALVE	69-70 64-67 63-67
45-39677	BSA 90-5258	BANTAM D7, D10	
45-39678	BSA 68-5144	BSA C15 A65	64-67
45-39679	BSA 97-3906	BSA B25, C25 B44 VICTOR ENDURO, B44 A50/A65 SHUTTLE VALVE TYPE	69-70 69-70
45-39681	BSA	B31/B32/B33/B34/A10	46-63
45-39682	TRI 97-0382	500/650 PRE UNITS WITHOUT NACELLE	46-59
45-39683	TRI 97-1299	PRE UNIT DUPLEX FRAMES	60-62
* THESE FORK TUBES ARE AVAILABLE IN EXTENDED LENGTHS, ADD AN "A" TO THE PART NUMBER FOR 2" OVER, "B" FOR 4" OVER, OR "C" FOR 6" OVER			

FORK SEAL SETS

FORK SEALS FOR BSA, TRIUMPH



19-90190

FITS: T150/160, TR25W '69-'70
6T, TR6, T120 '64-'70,
T100 '64-'74

REPLACES TRIUMPH OEM:
97-1500

19-90191

FITS: T100C, T120 '71-'72,
T250, TR25W '71, TR5T '73-'74,
T140 '73-'77, T150/160 '71-'75

BSA B25 '71, B50 '71-'73,
A65 '71-'72, A75 '71-'72

REPLACES TRIUMPH/BSA
OEM: 97-4001

(PAIR(2PC.) IN A POINT OF SALE SLIDE PACK)



19-90167

FITS: BSA B25, C25 '67-'68,
B44 ENDURO &
SPECIAL '66-'70, B44

VICTOR ROADSTER &
SHOOTING STAR '67-'68,
A50, A65 '65-'68, A10 '62-'63.

TRIUMPH T250, TR25W '68

REPLACES BSA OEM:
65-5451

REPLACES TRIUMPH OEM:
97-2641

CERANI 35MM FORK SEALS

35 X 47 X 7/9 FORK
SEALS, COMES IN
SET OF 4. THESE
SEALS FIT 35MM
CERIANI, BETOR,
AND MOST 35MM
MARZOCCHI FORKS



19-90160

THESE FORKS ARE FOUND ON MANY
CLASSIC EUROPEAN BIKES SUCH AS:
BULTACO, CAGIVA, CZ, DUCATI,
HUSQVARNA, LAVERDA, MOTO GUZZI.
CERIANI AND BETOR FORKS ARE ALSO
VERY POPULAR FORKS FOR MANY
RACING DISCIPLINES SUCH AS FLAT
TRACK, ROAD RACING, SCRAMBLES,
DRAG RACING ETC.

EMGO FORK TUBES ARE CNC MACHINED FROM COLD DRAWN, PRECISION, SEAMLESS JIS STKM11A SPEC. CARBON STEEL SOURCED IN JAPAN AND TAIWAN. AFTER MACHINING, OUR FORK TUBES ARE INDUSTRIAL HARD CHROMED AND CENTERLESS GROUND TO FINAL SPECIFICATIONS. TOLERANCES ARE HELD TO +/- 0.02mm (0.00078"). OUR MANUFACTURER HAS OVER 20 YEARS EXPERIENCE MANUFACTURING FORK TUBES. WE CAN MANUFACTURE FORK TUBES TO NON STANDARD LONGER OR SHORTER LENGTHS IF REQUIRED. IF YOU NEED FORK TUBES FOR MODELS NOT LISTED WE CAN MAKE FORK TUBES TO YOUR SAMPLE. ALL FORK TUBES ARE SOLD IN PAIRS

ITEMS IN <i>ITALICS</i> ARE NEW					
EMGO PART #	MAKE	MODEL	YEARS	LENGTH	OEM #
45-39700	BMW	R50/5	1969 - 1973	STOCK	31422000376
		R60/5	1969 - 1973		
		R60/6	1973 - 1976		
		R60/7	1975 - 1978		
		R75/5	1969 - 1973		
		R75/6	1973 - 1976		
		R75/7	1975 -1978		
		R80	1977 -1980		
		R90/6, R90S	1973 - 1976		
		R100	1979 - 1980		
		R100/7	1976 - 1980		
		R100RS	1976 -1980		
		R100RT	1978 -1980		
		R100S	1976 - 1980		
EMGO PART#	MAKE	MODEL	YEARS	LENGTH	OEM #
45-39500	HONDA	CL70	1969 - 1972	STOCK	51410-061-000
		NON US MODELS			
		CB50, CD50, SS50			
45-39510	HONDA	XR80,	1985-2003	STOCK	51410-GN1-003
		CRF80	2004-2013		
45-39520	HONDA	CMX250 REBEL	1985-2016	STOCK	51410-KR3-003
45-39540	HONDA	CB250 K0-K3	1968-1971	STOCK	51420-286-020
		CL250 KO-K3	1968-1971		
		CB350 K0-K3	1968-1971		
		CL350 K0-K7	1968-1971		
45-39530	HONDA	CB250K4	1972	STOCK	51410-317-700
		CB350F FOUR	1972-1974		
		CB350K4, K5	1972-1973		
		CB350G	1973		
		CL350K4, K5	1972-1973		
45-39638	HONDA	CB750	1969-1972	STOCK	51410-300-405
				23"	51410-300-020
45-39631	HONDA	CB750A	1976-1978	STOCK	51410-393-003
		CB750F	1977-1978	23" 13/16"	
		CB750K	1977-1978		
45-39629	HONDA	CB750K	1973-1976	STOCK	51410-341-702
45-36930	HONDA	CB750K	1973-1976	-2"	
45-36939	HONDA	CB750K	1973-1976	-3"	
45-39632	HONDA	CB750K	1973-1976	2" OVER	
45-39633	HONDA	CB750K	1973-1976	4" OVER	
45-39534	HONDA	CB750K	1973-1976	6" OVER	
45-39635	HONDA	CB750K	1973-1976	8" OVER	
45-39636	HONDA	CB750K	1973-1976	10" OVER	
45-39637	HONDA	CB750K	1973-1976	12" OVER	
EMGO PART#	MAKE	MODEL	YEARS	LENGTH	OEM #
45-39644	KAWASAKI	KH250	1976-1980	STOCK	44013-038
		S2A DISC BRAKE MODELS	1973		
		S3A DISC BRAKE MODELS	1974-1975		
		KH400	1976-1980		
45-39640	KAWASAKI	Z1,A,B	1973 - 1975	STOCK	44013-037
		KZ900 A4,A5	1976 - 1977		
		KZ900B1 LTD	1977		
45-39645	KAWASAKI	ZR750 ZEPHYR U.S. MARKET	1991-1993	STOCK	44013-1339
		ZR750 ZEPHYR JAPAN/EURO MARKET	1991-1997		
45-39641	KAWASAKI	H1	1972 - 1975	STOCK	44013-032
		KH500	1976 - 1977		
		H2 750	1972 - 1975		
EMGO PART#	MAKE	MODEL	YEARS	LENGTH	OEM #
45-42000	YAMAHA	SR500 F,G,H,	1979 - 1981	STOCK	2F0-23110-00-00
		XS650 SE, SF, SG, SH, SK	1978 - 1983		
45-42001		SAME MODELS		+2"	
45-42002		SAME MODELS		+4"	
45-42003		SAME MODELS		+6"	
45-42004		SAME MODELS		+8"	
45-42010		RD250/400C,D,E	1976-1978	STOCK	1A0-23124-01-00
					1A1-23124-00-00
45-42012		RD400F DAYTONA	1979	STOCK	2R8-23110-00-00



FORK DUST SEALS, FORK GAITERS, FORK CAPS, WASHERS, FORK SEAL WASHERS,

FORK DUST SEALS



45-42020
RPLCS. HONDA OEM:
51425-375-003
FITS: CB500T 76,
CB550F/K 77,
CB750A/F/K 76-78



45-42021
REPLACES HONDA
OEM:
91254-434-003,
91254-400-771

FITS: CR125 77-78, XR200R 81-83,
ATC250R 83-84, VTR250 88-90, XR250 79-83, NSS300 14,
ATC350X 85-86, CX500C 81-82, GB500 89-90, GL500/I 81-82,
XR500 79-80, CB650/C 79-82, CB750C/F/KL 77-82, CBX 79-81




FORK GAITERS

45-39650
REPLICA YAMAHA
FORK GAITERS
REPLACES OEM:
211-23191-40-00.
FITS: YR1 1967, YR2 1968,
DS6C 1969,
DS6B 1970, XS1 1970.




45-39651
REPLICA HONDA
FORK GAITERS
REPLACES OEM:
51611-300-000
FITS: CB750 69-76,
CB550 74-76, CB5004 71-73,
CB/CL450 70-74, CL350 70-73

OFF ROAD FORK GAITERS
ALL SETS COME WITH CLAMPS



18 PLEATS STYLE



34 PLEATS STYLE

EMGO #	COLOR	DIMENSIONS	STYLE
45-39611	WHITE	32MM X 340MM	18 PLEATS
45-39612	BLACK	32MM X 340MM	18 PLEATS
45-39613	BLUE	32MM X 340MM	18 PLEATS
45-39614	RED	32MM X 340MM	18 PLEATS
45-39615	YELLOW	32MM X 340MM	18 PLEATS
45-39621	WHITE	43MM X 380MM	34 PLEATS
45-39622	BLACK	43MM X 380MM	34 PLEATS
45-39623	BLUE	43MM X 380MM	34 PLEATS
45-39624	RED	43MM X 380MM	34 PLEATS
45-39625	YELLOW	43MM X 380MM	34 PLEATS
45-39626	DAYGLO PINK	43MM X 380MM	34 PLEATS
45-39627	DAYGLO ORANGE	43MM X 380MM	34 PLEATS
45-39628	DAYGLO GREEN	43MM X 380MM	34 PLEATS

FOR KAWASAKI

REPLACES WASHER OEM: 44043-044
CIRCLIP OEM: 44044-012
FITS: KL250 1978-1979, KX 250 1974-1976,
KX400 1975-1976, H1C 1972, KH500 1976,
KZ560 1977-1979, KZ650 CUSTOM 1977-1979,
KZ650 (SR) 1978-1979, KZ650 LTD 1980,
KZ650 F1 1980, H2 1972-1975, KZ750 (LTD II) 1980,
Z1, Z1A, Z1B 1977-1980, KZ1000 Z1R 1978-1980,

45-39649
THIS IS AN OEM HONDA
REPLACEMENT THAT ALSO
FITS OTHER BRANDS.

HONDA

RPLCS. HONDA OEM:
91254-413-881
FITS: CB80R 1984, TL250 75-76,
SL350K 70-71
CB360 74-77, CJ360 74-77,
CB400 75-79, CM400 78-81,
CB450 82-83, 85-86,
CM450 82-83, CX500 78-81



KAWASAKI

KZ305 81-82, KZ400 75-83
SUZUKI
GN250 82-83, GN250F 85,
GN250J 88,
GT250 73-77, GT380 72-77,
GN400 80-82,
GS450 80-88
YAMAHA
XS360 76-77, XS400 78-82

**KAWASAKI FORK
DUST SEALS**

45-39648

REPLACES OEM: 44010-32
FITS: KX250 74-76, KXT250 TECATE 1985, KX400 75-76,
H1 73-75, KZ650 CUSTOM 77-79, KZ650SR 78-79,
KZ650 LTD 80, KZ750B (TWIN) 76-79, KZ750 LTD 1980,
KZ900/LTD 76-77, KZ1000 77-80



KAWASAKI FORK CAPS

45-42040 EACH
45-42042 PAIR

REPLACES OEM: 44062-003
FITS: H1B/D/E/F 73-75, KH500 A8 76,
KZ750B1 (TWIN) 76-79, Z1 A, B 73-75,
KZ900 B1 LTD 76, KZ1000 A1 1977



45-42043 PAIR REPLACES OE: 44041-037
FITS: F11 73-75, KX250 74-76, KH250 76-80, S1 73-75,
S2 1972-1973, S3 1974-1975, KH400 1976-1980,

**KAWASAKI FORK COVER
GASKETS, WASHERS**



66-35881



66-35882



66-35883

66-35881

FORK COVER GASKET, REPLACES OEM: 44045-038
FITS: H1 500 73-75, KH 500 76,
KZ550 SPECTRE/LTD SHAFT 83-84, KZ650B/C 77-79,
KZ650F 80, KZ700A1 84, ZN700 LTD SHAFT 84-85,
H2 750 72-75, KZ750B 76-79, KZ750 83,
KZ750 GPZ 82, KZ900 76-77, Z1-Z1B 73-75,
KZ1000A 77-80, KZ1000D 78-80.

66-35882 FORK COVER WASHER,
RPLCS OEM: 44064-005

66-35883 FORK COVER GUIDE WASHER,
RPLCS OEM: 44045-008

66-35882, 66-35883 BOTH FIT: KZ650B/C 77-79,
KZ650F 80, KZ750B 76-79, KZ750 GPZ 82,
KZ900A 76-77, Z1-Z1B 73-75

FORK SEAL WASHERS AND CIRCLIPS



19-90120

CASE QUANTITY 100 KITS

JAPANESE

FORK SEALS		
HONDA	YEAR	EMGO #
MB5	1982	19-90157
CR60R	83-84	19-90157
SL70/XL70	71-76	19-90157
CL72	ALL	19-90132
XL75/XR75	73-79	19-90157
CL77	ALL	19-90132
XL80/XR80	79-03	19-90157
CR80R	84-86	19-90129
CR80R	82-83	19-90126
CR80R	80-81	19-90157
CL90	1967	19-90123
S90	ALL	19-90123
CT90	71-79	19-90123
CB100	70-73	19-90123
CL100	70-73	19-90123
SL100	69-70	19-90126
XR100/R	81-03	19-90157
XL100S	81-85	19-90157
CT110	80-86	19-90123
CB125	73-75	19-90123
CL125	73-74	19-90123
CB125S	72-85	19-90157
CR125R	84-89	19-90151
XL125S	81-84	19-90126
CR125M	76-78	19-90134
CR125R	81-83	19-90143
CB175	69-73	19-90126
CL175	68-73	19-90126
SL175	70-72	19-90126
XL185S	81-83	19-90126
XR185	1979	19-90126
CM185T	78-79	19-90126
CB200T	74-76	19-90126
CL200	1974	19-90126
CM200T	1980	19-90126
XR200	80-84	19-90126
CM250C	82-83	19-90126
XL200R	83-84	19-90129
TL250	75-76	19-90129
XR200R	81-83	19-90134
CR250M	73-76	19-90134
CR250R	1996	19-90159
MR250	1976	19-90134
MT250	74-76	19-90134
XR250R	81-82	19-90141
XL250K	72-76	19-90134
XL250S	78-81	19-90134
XL250R	82-83	19-90134
XR250	79-80	19-90134
CR250R	83-88	19-90151
CR250R	1981	19-90148
XR250R	84-85	19-90151
XR350R	83-85	19-90149
XR250R	84-85	19-90143
CB350F	72-74	19-90129
CB350K4	1972	19-90129
CL350K	72-74	19-90129
SL350	70-71	19-90129
SL350K	1972	19-90134
CB360	75-76	19-90129
CL360K	74-75	19-90129
CJ360	76-77	19-90129
XL350	74-78	19-90134
XL350R	84-85	19-90145
CB400A	1978	19-90129
CB400F	75-77	19-90129
CB400/T	78-80	19-90129
CM400A/T	79-80	19-90129
CB450SC	82-86	19-90129
CB450T	1982	19-90129

FORK SEALS		
HONDA	YEAR	EMGO #
CM450A/C/E	82-83	19-90129
CR450R	1981	19-90148
CR480R	1982	19-90153
CL450	69-71	19-90131
CB450	70-74	19-90134
CL450K	72-74	19-90134
CR480R	1983	19-90151
CB500F	71-73	19-90134
CB500T	75-76	19-90134
CX500C	81-82	19-90134
CX500C/D	78-80	19-90129
CR500R	84-88	19-90151
XR500R	83-84	19-90151
GL500	81-82	19-90134
XL500S	79-81	19-90134
XR500	79-80	19-90134
FT500 Ascot	83-84	19-90141
CB550F	74-78	19-90134
XL500R	1982	19-90141
XR500R	81-82	19-90141
CB550SC	1983	19-90141
CX650T	1983	19-90141
XL600R	83-87	19-90145
CB650/C	79-82	19-90134
CB650SC	1982	19-90141
CB650SC	83-85	19-90145
CX650 Custom	1983	19-90145
GL650 Silverwing	1983	19-90141
VF700C Magna	1984	19-90141
VF700S Sabre	84-85	19-90141
CB700SC	84-86	19-90144
VF700 Interceptor	84-85	19-90145
VT700 Shadow	84-87	19-90145
CB750	1969	19-90131
CB750K	74-82	19-90134
CB750A	76-78	19-90134
CB750C	80-82	19-90134
CB750F	75-80	19-90134
CB750Four	70-72	19-90134
VF750C V45	82-83	19-90141
VF750S Sabre	82-83	19-90141
VF750 Interceptor	83-84	19-90145
VT750 Shadow	1983	19-90145
CB900 Super Sport	81-82	19-90145
CB900C	80-82	19-90141
VF1000F	1984	19-90149
CBX (6 cyl)	79-80	19-90134
CBX (6 cyl)	81-82	19-90145
CB1000 Custom	1983	19-90145
CB1100F Super S	1983	19-90145
VF1100C (V65)	83-86	19-90149
VF1100S Sabre	84-85	19-90149
GL1200 Gold Wing	84-87	19-90149
KAWASAKI	YEARS	EMGO#
AR50/80	81-83	19-90157
KX60	83-03	19-90125
AR50/80	81-83	19-90157
KX80	84-85	19-90156
KX80	1982	19-90126
KX80	1983	19-90129
KX80	79-81	19-90125
KD80	75-90	19-90125
KDX80	80-88	19-90125
G3TR 90	69-70	19-90125
G3SS 90/100	69-75	19-90125
MC1 90	73-75	19-90125
KE 100	76-01	19-90124
G31M 100	70-71	19-90124
G4TR 100	70-75	19-90124
G5 100	72-75	19-90124

FORK SEALS FOR JAPANESE
JAPANESE

FORK SEALS		
KAWASAKI	YEARS	EMGO#
KV 100	1976	19-90124
KH 100	76-77	19-90157
KD 100	76-79	19-90157
KM 100	76-81	19-90157
G3TRA 100	1971	19-90125
KD 100	76-79	19-90125
KM 100	76-81	19-90125
C2TR 120	1969	19-90124
C2SS/TR 120	67-68	19-90125
KE125	1983	19-90126
KX125	1982	19-90148
KX125	80-81	19-90143
KX125	78-79	19-90136
125F6	71-73	19-90124
KX125	83-87	19-90153
KDX175	80-82	19-90136
KE175	79-83	19-90134
KE175	76-78	19-90128
175F3	68-70	19-90124
175F7	71-75	19-90124
KDX200	86-92	19-90153
KDX200	83-85	19-90143
KLX250R	79-80	19-90136
KX250	76-78	19-90136
KX250	79-81	19-90143
KDX250	80-84	19-90143
KX250	83-87	19-90153
KZ250L	1982	19-90126
KE250B	77-79	19-90133
KL250	78-79	19-90133
250 S1	73-75	19-90129
EX305 GP	1983	19-90126
KZ305A/B CSR	81-88	19-90129
350S2	72-73	19-90129
KZ400	74-79	19-90129
KDX400	79-80	19-90143
KDX420	1981	19-90143
KX420	80-81	19-90143
KZ440 LTD	80-83	19-90129
KDX450	1982	19-90143
KX500	83-87	19-90153
500 H1	72-75	19-90136
KH500	1976	19-90136
KZ550A	80-83	19-90137
KZ550C LTD	80-83	19-90137
KZ550H GPZ	82-83	19-90134
ZX550A GPZ	84-86	19-90134
KZ550 LTD	83-84	19-90135
KL600A KLR	84-86	19-90143
KZ650B/C	77-80	19-90136
KZ650H CSR	81-83	19-90135
KZ700A	1984	19-90135
750 H2	72-75	19-90134
KZ750E	80-82	19-90135
KZ750 LTD	80-84	19-90135
KZ750 LTD	76-80	19-90136
KZ750 CSR	1982	19-90135
KZ750L/R	1983	19-90135
KZ750F1 LTD	1983	19-90137
KZ750N Spectre	82-83	19-90137
ZX750A GPZ	83-85	19-90140
ZX750E Turbo	84-85	19-90140
900 Z1	73-75	19-90136
KZ900	76-77	19-90136
ZX900A Ninja	84-86	19-90142
KZ1000K LTD	81-82	19-90142
KZ1000P	82-01	19-90142
KZ1000A/B	77-80	19-90136
KZ1000J	81-83	19-90142
KZ1000M CSR	81-82	19-90142
KZ1000 ELR	82-83	19-90142
KZ1000C Police	78-81	19-90143
KZ1000E Shaft	79-80	19-90146
ZX1100A GPZ	83-84	19-90140

FORK SEALS		
KAWASAKI	YEARS	EMGO#
KZ1100A	81-83	19-90142
KZ1100B GP	81-82	19-90142
KZ1100D Spectre	82-83	19-90142
KZ1100L LTD	1983	19-90142
ZN1100B LTD	84-85	19-90142
KZ1300A/B Tour	79-82	19-90148
ZN1300A Voyager	83-88	19-90148
SUZUKI	YEAR	EMGO #
OR50	79-80	19-90122
RM50	79-80	19-90122
TS 50L	78	19-90157
TS50	1974	19-90125
RM60	79-83	19-90122
TS75	75-77	19-90125
TM75	74-76	19-90125
RM80	77-78	19-90125
RV90	74-77	19-90125
TS 75 Colt	75-77	19-90157
DS80	78-00	19-90122
RM80	77-78	19-90157
RV 90 Rover	74-77	19-90157
TC90J	1972	19-90124
DS 100	78-81	19-90157
TS 100	78-79	19-90157
B100P	ALL	19-90124
RM100	79-81	19-90134
RM100	76-77	19-90124
TM100	74-75	19-90124
TS100	78-79	19-90125
TS100	73-77	19-90124
DR100	83-90	19-90125
DS100	78-81	19-90125
TC100	73-77	19-90124
TC120	69-71	19-90124
RM125	84-88	19-90153
RM125	77-78	19-90135
RV125	73-77	19-90124
TC125	73-77	19-90124
TM125	73-75	19-90124
RM125	79-83	19-90143
RM125	1976	19-90134
DR125	82-84	19-90128
DS125	79-81	19-90125
TS125	78-79	19-90125
GN125	82-83	19-90128
SP125	82-83	19-90128
TS125	80-81	19-90128
TS125	71-77	19-90124
PE175	82-84	19-90143
PE175	78-81	19-90135
RS175	80-82	19-90135
DS185	1978	19-90124
GT185	73-74	19-90124
TC185	74-77	19-90124
TS185	71-78	19-90124
TC200	1969	19-90124
GT185	75-77	19-90125
DS185	79-80	19-90128
TS185	79-81	19-90128
TC200	1969	19-90124
DR250	82-85	19-90135
DS250	1980	19-90135
PE250	77-81	19-90135
RM250C/C2	76-78	19-90135
RS250	80-81	19-90135
RM250	82-87	19-90153
RM250	79-82	19-90143
RL250	74-75	19-90134
SP250	82-85	19-90134
TM250	74-75	19-90134
TM250	72-73	19-90130
T 250	69-72	19-90130

FORK SEALS		
SUZUKI	YEAR	EMGO #
TS250	77-79	19-90134
TC250	1969	19-90130
TS250	70-76	19-90130
TC305	ALL	19-90130
T 350	ALL	19-90130
DR370	78-79	19-90135
RM370	76-77	19-90135
SP370	78-79	19-90135
DR400	1980	19-90135
PE400	80-81	19-90135
RM400	1978	19-90135
SP400	1980	19-90135
TM400	71-72	19-90130
RM400	79-80	19-90143
TS400	71-77	19-90130
GN400	80-82	19-90134
TM400	73-75	19-90134
GS450L	83-88	19-90134
RM465	81-82	19-90153
RM500	83-84	19-90153
DR500	81-83	19-90135
SP500	81-83	19-90135
T 500	70-75	19-90130
GT500	76-77	19-90134
RE-5M	ALL	19-90134
GS550E	83-86	19-90140
GS550L/T	79-82	19-90134
GS550B/N	77-80	19-90134
GT550	72-77	19-90134
XN85D 650 Turbo	1983	19-90141
GS650 Katana	1983	19-90141
GR650D	1983	19-90134
GS650E/G	81-83	19-90134
GS750B/C/E	77-78	19-90134
GS750E	81-82	19-90134
GS750L	80-81	19-90134
GS750T	82-83	19-90134
GT750	72-77	19-90134
GS750SD Katana	1983	19-90140
GS750ED	1983	19-90141
GS750LN	1979	19-90141
GS850G	79-83	19-90140
GS1000C	78-82	19-90140
GS1100E	80-83	19-90140
GS1100GD	1983	19-90140
GS1100GZ	82-83	19-90140
GS1100LT	1980	19-90140
GS1100SD	1983	19-90140
GS1150E	83-86	19-90140
YAMAHA	YEARS	EMGO #
YZ 50	1980	19-90122
YZ 60	81-83	19-90122
MX 80	80-82	19-90122
PW 80	83-06	19-90122
YZ 80	83-92	19-90156
YZ 80	80-82	19-90125
YZ 80	74-79	19-90157
DT 100	74-76	19-90124
MX 100	79-83	19-90157
MX 100	74-75	19-90124
YZ 100	82-83	19-90136
YZ 100	80-81	19-90133
YZ 100	76	19-90130
YZ 100	77-79	19-90128
DT 100	77-83	19-90157
DT 125	74-76	19-90124
YZ 125	84-85	19-90151
YZ 125	81-83	19-90142
YZ 125	77-80	19-90136
YZ 125	76	19-90130
YZ 125	74-75	19-90124
MX 125	76	19-90130
MX 125	74-75	19-90124
DT 125	79-81	19-90128

FORK SEALS		
YAMAHA	YEARS	EMGO #
MX 175	79-81	19-90128
MX 175	74-75	19-90124
IT 175	82-83	19-90142
IT 175	77-81	19-90136
YT 175 ATC	82-83	19-90125
DT 175	74-76	19-90124
TY 175	75-76	19-90124
SR 185	81-82	19-90125
RD 200	74-76	19-90124
XT 200	82-83	19-90133
XT 250	84	19-90136
XT 250	80-83	19-90133
TZ 250	76-80	19-90133
DT 250	79	19-90136
IT 250	77-80	19-90136
TT 250	80-82	19-90136
IT 250	83	19-90153
IT 250	81-82	19-90142
SR 250	80-82	19-90128
YZ 250	77-80	19-90142
YZ 250	81-88	19-90153
DT 250	74-75	19-90130
DT1/DT2/DT3	68-73	19-90130
MX 250	73-75	19-90130
RD 250	73-75	19-90130
TY 250	74-77	19-90130
TZ 250	80-82	19-90135
TZ 250	74	19-90130
RD 350	73-76	19-90130
TZ 350	72-78	19-90133
DT 360	74	19-90130
XT 350	84-00	19-90136
RZ 350	84-85	19-90134
MX 360	73-74	19-90130
RT1/RT3 360	70-73	19-90130
YZ 360	74-75	19-90130
XS 360	76-77	19-90129
XS 400 / S	77-81	19-90129
DT 400	75-78	19-90130
XS 400	82-83	19-90134
YZ 400	77-79	19-90142
IT 400	76-79	19-90136
MX 400	75	19-90130
RD 400	79	19-90133
RD 400	76-78	19-90130
IT 425	80	19-90136
IT 465	81-82	19-90142
YZ 465	80	19-90142
YZ 465	81	19-90153
IT 490	83-84	19-90153
YZ 490	82-90	19-90153
SR 500	78-81	19-90133
TT 500	76-81	19-90136
XT 500	76-81	19-90136
SC 500	73-74	19-90130
TX 500	73-74	19-90130
XS 500	76-78	19-90134
XS 500	73-75	19-90130
XV 500 Virago	83	19-90135
XJ 550 Maxim	81-83	19-90135
XT 550	82-83	19-90142
TT 600	83-86	19-90153
FJ 600	84-85	19-90135
SRX 600	86	19-90135
XJ 650 Maxim	80-83	19-90135
XJ 650L SECA / TURBO	81-82	19-90135
XJ 650LK Seca Turbo	83	19-90140
XS 650	77-83	19-90133
XS/TX 650	70-76	19-90130
XV 700	84-87 / 97	19-90142
TX 750	73-74	19-90133
XJ 750 Seca	81-83	19-90136
XS 750	77	19-90134
XS 750 D2	77-79	19-90136
XV 750 Virago	81-83	19-90135
XS 850	80-81	19-90136
XJ 900RK Seca	83	19-90140
XV 920 Virago	83	19-90135
XV 920	82	19-90136
XV 920R Virago	81-82	19-90140
XV 1000	84-85 / 97	19-90142
XS 1100	78-81	19-90140
FJ 1100	84-85	19-90147
XVZ 12 Venture Royale	83-85	19-90146

OEM REPLICA SHOCKS

FOR HONDA CB750 SOHC MODELS

REPLACES OE: 52400-392-003, 52400-410-000,
52400-410-013, 52400-405-013




17-05600 ALL CHROME WITH UPPER SHROUD
CB750K 69-76, CB750F 75-78

17-05601 ALL CHROME NO SHROUD
CB750K 77-78, CB750F 75-78

CB250/CB400 HONDA DREAM

SHOCK ABSORBER SET LENGTH: 330MM.

FITS: HONDA 250 DREAM 1977 UP, CB250N SUPER DREAM
1978 - ON, CB400AT/T DREAM 1977,
CB400N SUPER DREAM 1978 - ON,
CB400NZ UP TO 1979, CB400 HAWK 1981 ON



ALL SHOCKS ARE DUAL SPRINGS WITH CLEVIS TO CLEVIS MOUNTING

EMGO#	SPRING	DAMPENER SHROUD	
17-05550	BLACK	BLACK	BLACK
17-05552	CHROME	BLACK	BLACK
17-05554	CHROME	CHROME	CHROME
17-05555	CHROME	CHROME	NONE
17-05558	CHROME	BLACK	NONE

FOR HONDA

XL125/185 MODELS

17-05650

HONDA XL125 1979-1984
XL185SS 1979-1983

REPLACES HONDA OE:

52400-KB1-601ZF,


52400-437-003,

52400-437-711,770, 712.

390 MM EYE TO EYE LENGTH.

5 POSITION STEPPED SPRING

PRE-LOAD ADJUSTER.



FOR KAWASAKI

KAWASAKI H1-H2 SHOCKS

17-05692

H1 MACH III 500 1969-1975

H2 MACH IV 750 1972-1975

REPLACES KAWASAKI OEM:

45014-056, 45014-096

KAWASAKI KZ/Z1

REPLACES OEM: 45014-072

FITS KZ900, KZ1000A/B '76-'77, Z1A/B '73-'75

CHROME SHOCKS, SOLD PER PAIR

17-05690 RED REFLECTOR Z1A/B '73-'75

17-05690A AMBER REFLECTOR

17-05691 PLAIN NO REFLECTOR FITS:

KZ900, KZ1000A/B

REFLECTOR LENSES SET ONLY


17-05690B RED, 17-05690C AMBER



FOR SUZUKI


17-05630

80-81 SUZUKI TS125/185ER
 REPLACES SUZUKI OE:
 62100-29901
 335 MM EYE TO EYE LENGTH.
 5 POSITION STEPPED SPRING PRE-
 LOAD ADJUSTER.



17-05963

OEM REPLICA SHOCKS
 SUZUKI 69-74 T500,
 GT500/550 AND 750



SHOCKS

FOR YAMAHA

17-05594

YAMAHA RD 125/200
 320MM EYE TO CLEVIS
 5 POSITION STEPPED SPRING
 PRE-LOAD ADJUSTER.



CUSTOM SHORTY SHOCKS



LOWER YOUR 70'S/80'S 'CAFE' RACER OR BOBBER PROJECT THE EASY WAY WITH EMGO SHORTY SHOCKS. 11.4" OR 289MM. AVAILABLE IN EYE TO CLEVIS FOR HONDA CB'S AND SOME SUZUKI GS'S, AND EYE TO EYE MOUNTING STYLES TO FIT MOST BIKES. 5 POSITION STEPPED RAMP PRELOAD ADJUSTMENT TO DIAL IN THE RIDE. GET 'EM IN CHROME, BLACK, BLACK AND CHROME, WITH OR WITHOUT SHORT UPPER SHROUDS.


ITEM	CUSTOM SHORTY SHOCKS DESCRIPTION	UPPER BUSHING	LOWER MOUNT
17-05693	S/ABSORBER 11.4" EYE TO EYE CHROME WITH SHORT UPPER SHROUD	10mm i.d. x 21mm	10mm i.d. x 21mm
17-05693B	S/ABSORBER 11.4 BLK EYE TO EYE BLACK WITH SHORT UPPER SHROUD	10mm i.d. x 21mm	10mm i.d. x 21mm
17-05694	S/ABSORBER 11.4" EYE TO CLEVIS CHROME WITH SHORT UPPER SHROUD	12mm i.d. x 21mm	CLEVIS *
17-05694B	S/ABSORBER 11.4" BLK EYE TO CLEVIS BLACK WITH SHORT UPPER SHROUD	12mm i.d. x 21mm	CLEVIS *
17-05695	S/ABSORBER SET 11.4" EYE TO CLEVIS, W/O UPPER SHROUD ALL CHROME	12mm i.d. x 21mm	CLEVIS *
17-05696	S/ABSORBER SET 11.4" AS ABOVE BUT CHROME BODY BLACK SPRING	12mm i.d. x 21mm	CLEVIS *
17-05697	S/ABSORBER SET 11.4" AS ABOVE BUT BLACK BODY CHROME SPRING	12mm i.d. x 21mm	CLEVIS *
17-05698	S/ABSORBER SET 11.4" AS ABOVE BUT ALL BLACK	12mm i.d. x 21mm	CLEVIS *
17-05700	S/ABSORBER ST 11.4" EYE TO EYE CHROME BODY BLACK SPRING	10mm i.d. x 21mm	10mm i.d. x 21mm
17-05701	S/ABSORBER ST 11.4" EYE TO EYE BLACK BODY CHROME SPRING	10mm i.d. x 21mm	10mm i.d. x 21mm
17-05694A	BUSHING REDUCER 12MM O.D. 10MM I.D.		

*ALL CLEVIS HAVE A 10MM X 1.25 THREADED HOLE AND IS 22MM WIDE INSIDE.

JAPANESE

EMGO CLASSIC SHOCKS

- 17-05512/14 335MM EYE/EYE
- 17-05532/34 340MM EYE/CLEVIS
- 17-05542/44 365MM EYE/CLEVIS
- 17-05572/74 325MM EYE/EYE



THESE SHOCKS ARE AVAILABLE IN CHROME, BLACK, CHROME AND BLACK, DUAL SPRINGS, STEPPED PRE-LOAD ADJUSTER, SHROUDED AND UN-SHROUDED. SHROUDED FEATURE SHORT UPPER SHROUDS. SOLD IN PAIRS. CASE QTY. 6 PAIRS

CLASSIC SHOCKS

EMGO CLASSIC SHOCKS


BLACK/CHROME SHROUD	BLACK SHROUD	CHROME SHROUD	BLACK/CHROME NO SHROUD	CHROME NO SHROUD	MODEL	YEAR	LENGTH	TYPE
HONDA								
17-05552	17-05550	17-05554	17-05558	17-05555	CB250 DREAM	77-UP	330MM	CLEVIS/CLEVIS
17-05552	17-05550	17-05554	17-05558	17-05555	CB250N SUPERDREAM	78-UP	330MM	CLEVIS/CLEVIS
17-05532	17-05530	17-05534	17-05538	17-05535	CB350F/F1	73 - 74	340MM	EYE/CLEVIS
17-05532	17-05530	17-05534	17-05538	17-05535	CB/CL350	69 - 73	340MM	EYE/CLEVIS
17-05532	17-05530	17-05534	17-05538	17-05535	SL350	69 - 72	340MM	EYE/CLEVIS
17-05532	17-05530	17-05534	17-05538	17-05535	CB360	1974	340MM	EYE/CLEVIS
17-05532	17-05530	17-05534	17-05538	17-05535	CJ360	76 - 77	340MM	EYE/CLEVIS
17-05532	17-05530	17-05534	17-05538	17-05535	CL360	74 - 75	340MM	EYE/CLEVIS
17-05552	17-05550	17-05554	17-05558	17-05555	CB400AT/T DREAM	1977	330MM	CLEVIS/CLEVIS
17-05552	17-05550	17-05554	17-05558	17-05555	CB400N SUPERDREAM	78-UP	330MM	CLEVIS/CLEVIS
17-05552	17-05550	17-05554	17-05558	17-05555	CB400NZ	TO 79	330MM	CLEVIS/CLEVIS
17-05552	17-05550	17-05554	17-05558	17-05555	CB400 HAWK	81 UP	330MM	CLEVIS/CLEVIS
17-05532	17-05530	17-05534	17-05538	17-05535	CB400F	75 - 77	340MM	EYE/CLEVIS
17-05532	17-05530	17-05534	17-05538	17-05535	CM400A/C/E/T	79 - 81	340MM	EYE/CLEVIS
17-05532	17-05530	17-05534	17-05538	17-05535	CB450K1 - K7	68 - 74	340MM	EYE/CLEVIS
17-05532	17-05530	17-05534	17-05538	17-05535	CL450K2 - K6	70 - 74	340MM	EYE/CLEVIS
17-05532	17-05530	17-05534	17-05538	17-05535	CM450A/C/E	81 - 83	340MM	EYE/CLEVIS
17-05532	17-05530	17-05534	17-05538	17-05535	CB500K1 - K2	71 - 73	340MM	EYE/CLEVIS
17-05532	17-05530	17-05534	17-05538	17-05535	CB500T	75 - 76	340MM	EYE/CLEVIS
17-05572	17-05570	17-05574	17-05578	17-05575	CX500/C/D	78 - 82	325MM	EYE/EYE
17-05572	17-05570	17-05574	17-05578	17-05575	VT500FT	83 - 84	325MM	EYE/EYE
17-05572	17-05570	17-05574	17-05578	17-05575	XBR500	87 - 89	325MM	EYE/EYE
17-05532	17-05530	17-05534	17-05538	17-05535	CB550F/K	75 - 77	340MM	EYE/CLEVIS
17-05532	17-05530	17-05534	17-05538	17-05535	CB650C	79 - 82	340MM	EYE/CLEVIS
17-05542	17-05540	17-05544	17-05548	17-05545	CB650SC	1982	365MM	EYE/CLEVIS
17-05572	17-05570	17-05574	17-05578	17-05575	CB650SC	83 - 85	325MM	EYE/EYE
17-05532	17-05530	17-05534	17-05538	17-05535	CB700SC	84 - 86	340MM	EYE/CLEVIS
17-05572	17-05570	17-05574	17-05578	17-05575	VF700C	85 - 87	325MM	EYE/EYE
17-05532	17-05530	17-05534	17-05538	17-05535	CB750K1 - K5	70 - 75	340MM	EYE/CLEVIS
17-05532	17-05530	17-05534	17-05538	17-05535	CB750A/F	76 - 78	340MM	EYE/CLEVIS
17-05542	17-05540	17-05544	17-05548	17-05545	CB750F/K	79 - 82	365MM	EYE/CLEVIS
17-05532	17-05530	17-05534	17-05538	17-05535	CB750C/SC	80 - 83	340MM	EYE/CLEVIS
17-05572	17-05570	17-05574	17-05578	17-05575	VT750C	1983	325MM	EYE/EYE
17-05572	17-05570	17-05574	17-05578	17-05575	CB900C	80 - 82	325MM	EYE/EYE
17-05542	17-05540	17-05544	17-05548	17-05545	CB900F	81 - 82	365MM	EYE/CLEVIS
17-05572	17-05570	17-05574	17-05578	17-05575	CB1000C	1983	325MM	EYE/EYE
17-05542	17-05540	17-05544	17-05548	17-05545	CBX	79 - 82	365MM	EYE/CLEVIS
17-05532	17-05530	17-05534	17-05538	17-05535	GL1000	75 - 79	340MM	EYE/CLEVIS
17-05542	17-05540	17-05544	17-05548	17-05545	CB1100F	1983	365MM	EYE/CLEVIS
KAWASAKI								
17-05572	17-05570	17-05574	17-05578	17-05575	KZ200 A1 - A2	78 - 79	325MM	EYE/EYE
17-05572	17-05570	17-05574	17-05578	17-05575	KZ250 D/L/W	80 - 83	325MM	EYE/EYE
17-05572	17-05570	17-05574	17-05578	17-05575	KH250	73 - 76	325MM	EYE/EYE
17-05572	17-05570	17-05574	17-05578	17-05575	KZ305 A/B	81 - 88	325MM	EYE/EYE
17-05572	17-05570	17-05574	17-05578	17-05575	KH400 A3 - A4	75 - 76	325MM	EYE/EYE
17-05572	17-05570	17-05574	17-05578	17-05575	S3 A (400)	74 - 75	325MM	EYE/EYE
17-05572	17-05570	17-05574	17-05578	17-05575	KZ400A/B/C/D/S	74 - 79	325MM	EYE/EYE
17-05572	17-05570	17-05574	17-05578	17-05575	H1A-F/KH500	69 - 76	325MM	EYE/EYE
17-05512	17-05510	17-05514	17-05518	17-05515	KZ550 DI (GPZ)	1981	335MM	EYE/EYE
17-05512	17-05510	17-05514	17-05518	17-05515	KZ550 A1 - A3	80 - 82	335MM	EYE/EYE
17-05572	17-05570	17-05574	17-05578	17-05575	KZ550 C1 - C4	80 - 83	325MM	EYE/EYE
17-05572	17-05570	17-05574	17-05578	17-05575	KZ650B/C/D/E/F/H	77 - 83	325MM	EYE/EYE
17-05572	17-05570	17-05574	17-05578	17-05575	VN700 A1	1985	325MM	EYE/EYE
17-05572	17-05570	17-05574	17-05578	17-05575	H2A/B/C/ (750)	72 - 75	325MM	EYE/EYE
17-05572	17-05570	17-05574	17-05578	17-05575	KZ750B1 - B4	76 - 79	325MM	EYE/EYE
17-05512	17-05510	17-05514	17-05518	17-05515	KZ750E/H/R	80 - 83	335MM	EYE/EYE
17-05572	17-05570	17-05574	17-05578	17-05575	VN750A2 - A4	86 - 88	325MM	EYE/EYE
17-05512	17-05510	17-05514	17-05518	17-05515	KZ900A/B	1976	335MM	EYE/EYE
17-05512	17-05510	17-05514	17-05518	17-05515	Z1/Z2	73 - 75	335MM	EYE/EYE
17-05512	17-05510	17-05514	17-05518	17-05515	KZ1000A/B/D/E/R/M	77 - 83	335MM	EYE/EYE
17-05512	17-05510	17-05514	17-05518	17-05515	KZ1100A/B/L	81 - 83	335MM	EYE/EYE
SUZUKI								
17-05572	17-05570	17-05574	17-05578	17-05575	GT185	72 - 77	325MM	EYE/EYE
17-05572	17-05570	17-05574	17-05578	17-05575	GS250	80 - 81	325MM	EYE/EYE
17-05572	17-05570	17-05574	17-05578	17-05575	GT250/L/M/A/B/C	73 - 78	325MM	EYE/EYE
17-05572	17-05570	17-05574	17-05578	17-05575	T250	70 - 73	325MM	EYE/EYE
17-05512	17-05510	17-05514	17-05518	17-05515	GS300	83 - 85	335MM	EYE/EYE
17-05572	17-05570	17-05574	17-05578	17-05575	T350	70 - 73	325MM	EYE/EYE
17-05572	17-05570	17-05574	17-05578	17-05575	GT380	72 - 77	325MM	EYE/EYE
17-05512	17-05510	17-05514	17-05518	17-05515	GN400	80 - 82	335MM	EYE/EYE
17-05572	17-05570	17-05574	17-05578	17-05575	GS400	77 - 78	325MM	EYE/EYE
17-05512	17-05510	17-05514	17-05518	17-05515	GS425	1979	335MM	EYE/EYE
17-05512	17-05510	17-05514	17-05518	17-05515	GS450	80 - 83	335MM	EYE/EYE
17-05532	17-05530	17-05534	17-05538	17-05535	RE5 (ROTARY)	75 - 76	340MM	EYE/CLEVIS

JAPANESE

EMGO CLASSIC SHOCKS

BLACK/CHROME SHROUD SUZUKI	BLACK SHROUD	CHROME SHROUD	BLACK/CHROME NO SHROUD	CHROME NO SHROUD	MODEL	YEAR	LENGTH	TYPE
17-05572	17-05570	17-05574	17-05578	17-05575	GT500	75 - 77	325MM	EYE/EYE
17-05572	17-05570	17-05574	17-05578	17-05575	T500	71 - 75	325MM	EYE/EYE
17-05512	17-05510	17-05514	17-05518	17-05515	GS550	77 - 82	335MM	EYE/EYE
17-05572	17-05570	17-05574	17-05578	17-05575	GT550	72 - 77	325MM	EYE/EYE
17-05572	17-05570	17-05574	17-05578	17-05575	GS650GLX	1982	325MM	EYE/EYE
17-05512	17-05510	17-05514	17-05518	17-05515	GS650EX/GLX	1981	335MM	EYE/EYE
17-05572	17-05570	17-05574	17-05578	17-05575	VS700	85 - 86	325MM	EYE/EYE
17-05532	17-05530	17-05534	17-05538	17-05535	GS750	77 - 83	340MM	EYE/CLEVIS
17-05572	17-05570	17-05574	17-05578	17-05575	GT750	72 - 77	325MM	EYE/EYE
17-05512	17-05510	17-05514	17-05518	17-05515	GS850	78 - 82	335MM	EYE/EYE
17-05532	17-05530	17-05534	17-05538	17-05535	GS1000	78 - 82	340MM	EYE/CLEVIS
17-05532	17-05530	17-05534	17-05538	17-05535	GS1100LT	1980	340MM	EYE/CLEVIS
17-05532	17-05530	17-05534	17-05538	17-05535	GS1100E	80 - 83	340MM	EYE/CLEVIS
17-05532	17-05530	17-05534	17-05538	17-05535	GS1100SD KATANA	1983	340MM	EYE/CLEVIS
17-05512	17-05510	17-05514	17-05518	17-05515	GS1100GLZ/GLD	82 - 83	335MM	EYE/EYE
YAMAHA								
17-05512	17-05510	17-05514	17-05518	17-05515	RD250	73 - 75	335MM	EYE/EYE
17-05572	17-05570	17-05574	17-05578	17-05575	RD250E	78 - 79	325MM	EYE/EYE
17-05512	17-05510	17-05514	17-05518	17-05515	RD350	73 - 75	335MM	EYE/EYE
17-05512	17-05510	17-05514	17-05518	17-05515	XS360	76 - 77	335MM	EYE/EYE
17-05572	17-05570	17-05574	17-05578	17-05575	RD400C/D/E/F	76 - 79	325MM	EYE/EYE
17-05572	17-05570	17-05574	17-05578	17-05575	XS400	77 - 81	325MM	EYE/EYE
17-05572	17-05570	17-05574	17-05578	17-05575	SR500	78 - 81	325MM	EYE/EYE
17-05572	17-05570	17-05574	17-05578	17-05575	XS500	75 - 77	325MM	EYE/EYE
17-05572	17-05570	17-05574	17-05578	17-05575	XJ550	81 - 83	325MM	EYE/EYE
17-05512	17-05510	17-05514	17-05518	17-05515	TX650	73 - 74	335MM	EYE/EYE
17-05572	17-05570	17-05574	17-05578	17-05575	XJ650	80 - 83	325MM	EYE/EYE
17-05572	17-05570	17-05574	17-05578	17-05575	XS650	75 - 83	325MM	EYE/EYE
17-05572	17-05570	17-05574	17-05578	17-05575	XV700	84 - 86	325MM	EYE/EYE
17-05572	17-05570	17-05574	17-05578	17-05575	XJ750	81 - 83	325MM	EYE/EYE
17-05572	17-05570	17-05574	17-05578	17-05575	XS750	77 - 78	325MM	EYE/EYE
17-05572	17-05570	17-05574	17-05578	17-05575	XS850	80 - 81	325MM	EYE/EYE
17-05572	17-05570	17-05574	17-05578	17-05575	XJ900	1983	325MM	EYE/EYE
17-05572	17-05570	17-05574	17-05578	17-05575	XJ1100	1982	325MM	EYE/EYE
17-05572	17-05570	17-05574	17-05578	17-05575	XS1100	79 - 81	325MM	EYE/EYE
17-05572	17-05570	17-05574	17-05578	17-05575	XV1100	84 - 86	325MM	EYE/EYE
17-05572	17-05570	17-05574	17-05578	17-05575	XV1100S/SG	1986	325MM	EYE/EYE
17-05572	17-05570	17-05574	17-05578	17-05575	VMX-12N/NC VMAX	1985	325MM	EYE/EYE

GIVE YOURSELF THE EMGO ADVANTAGE!




**2017 TOOLS/
ACCESSORIES
ELECTRICS,
FORKS
AND SHOCKS**



**2017 HANDLEBAR
CATALOG**



2017 FILTER



2017 MIRRORS

WWW.EMGO.COM. HAS BEEN UPDATED WITH OUR LATEST CATALOGS FOR A COMPLETE REVIEW OF ALL CATALOGS AND NEW ITEMS GO TO: www.emgo.com



By Margie Siegal

EMGO

WHEN A CUSTOMER NEEDS CLASSIC BIKE PARTS, DEALERS OFTEN END UP HERE AND DISCOVER MORE

Want to increase your number of happy customers? Train your parts people NOT to say, "We don't stock that," when someone comes in wanting fork tubes for a 1969 Honda CB 350 or an oil filter for a 1975 Norton Commando. What they SHOULD say is, "I'll look it up in the EMGO catalog." Very often, the part will be there, and, instead of having an angry would-be customer storming out your door, you will have a pleased actual customer listening attentively as your parts person explains the special-order policy. Much better for community relations, good vibrations and your bottom line. "Let your dealers know that you can make big money with our products," says Emil Gomez, EMGO's CEO.

Making that one person happy can result in additional wear on your front door hinges. Most people with the classic bike bug congregate with others sharing their predilections, and if one old bike enthusiast gets what they need at your place, very often several others will soon appear without you needing to do any advertising at all. While your new customers are getting their special part ordered, they may decide they need oil, a pair of gloves and a drive chain.

Want to sell more new bikes? Vintage hobbyists almost always own a new bike to ride when they get tired of sorting out the wiring on the Moto Guzzi Ambassador. If you get them the parts they need for the old bike, they will like you, and if they like you, they will be more likely to buy that new bike from you – and so will their friends.

EMGO stocks sprockets, mufflers, levers, brakes, oil, air and fuel filters for most bikes, old and new, from

Aprilia and BSA's to Victory's and Yamahas, as well as for personal watercraft, ATV's and snowmobiles. The company offers custom mirrors, classic twistgrips, and fork gaiters for Harleys and Hondas, fenders for Kawasakis, and cables for a huge variety of two-wheeled transport. "We have about 15,000 part numbers," says Emil Gomez. "We sell aftermarket parts for Harleys, Japanese motorcycles and European motorcycles. The parts we sell are driven by retailer input. If we find there is demand for a particular part, we will obtain an OEM part and reverse engineer it."

EMGO works with several Taiwanese factories and imports their output to the USA and, increasingly, all over the world. The company name derives from the first two letters of the first and last name of the CEO, who worked at and then purchased the import motorcycle division over 50 years ago from an international trading company. About 10 years ago, the company started a catalog specifically for classic bikes. "It has been a boom for us," says Gomez. Recent additions have been foam air filters for dirt bikes and ATVs, locking gas caps for 1980s Kawasakis, stators for Honda 400 Fours, and replica Lucas headlights for



EMGO's USA-based staff travels through Asia (Taiwan, China, India, Thailand, Indonesia, etc.) working with quality manufacturers and inspecting the quality, packaging and shipment of the company's products.



classic British motorcycles.

The company will happily send dealers EMGO catalogs to have on hand for customers to look at, although all sales are through distributors to dealers. The EMGO catalogs can also be easily accessed online. "If you don't see it in one of the catalogs, email us and ask."

The Current Crop of EMGO Catalogs

New for 2015, is EMGO's catalog of oil and air filters, oil lines and filter wrenches. Remember that if someone is buying an oil filter from you, they are probably also going to want to buy oil – an opportunity to up sell.

Also new for 2015, an entire catalog of parts and accessories for ATVs.

The controls catalog, featuring footpegs, grips, handlebars, forged shift levers, throttles, brackets and similar items. Your customers can customize their rides without spending an arm and a leg, and may even ask you to install the parts for them.

The sprocket catalog, with a complete list of sprockets for on and off-road bikes and ATVs. EMGO has sprockets to fit exotic bikes like Derbi, Gas-Gas, Gilera, and MuZ, as well as all common brands. Many of your customers are taking up vintage off-roading or racing, and will want to know that you can get them sprockets for their bikes.

The muffler catalog. Mufflers are one of the first things to rust out on old bikes, and finding factory originals is often impossible. A high-quality EMGO muffler set will get that older machine back on the road. EMGO sells mufflers for classic



EMGO stocks sprockets, mufflers, levers, brakes, oil, air and fuel filters for most bikes, old and new, from Aprilias and BSAs to Victorys and Yamahas, as well as for personal watercraft, ATVs and snowmobiles.

British bikes and Harley-Davidsons, as well as universal mufflers that fit a variety of makes. There are also a wide selection of cafe racer mufflers in the catalog, a look that is now very popular among younger riders.

The mirror catalog. EMGO is known for its aftermarket mirrors. As you know, mirrors are often the first thing to break in minor mishaps. Make someone's day by finding them a replacement for that cracked mirror.

The vintage and cafe racer catalog. Clutch springs for a BSA? Classic split-lens goggles? Side stands for a Kawasaki Z-1? It's all here.

A challenge has been the perception of a percentage of the public that Taiwanese factories produce inferior products. "The perception of inferior quality has moved over to products from Mainland China," says Emil. "Our factories have overcome that perception with constant development. They go out of their way to improve. We get compliments that the quality of our parts is better than original." Emil points out that his USA-based staff travels through Asia (Taiwan, China, India, Thailand, Indonesia, etc.) working with quality manufacturers and inspecting the quality, packaging and shipment of the company's products.

EMGO is a supplier to OEM accounts and major private label companies in addition to the EMGO brand sold via wholesale distributors worldwide.

Online retailers stock some of the more popular EMGO products, and the reviews are uniformly positive. For example, 100 percent of respondents to one online forum would recommend EMGO's universal motorcycle travel trunk. "Secure and reliable" is a typical comment.

Emil sees no end in consumer's interest in classic motorcycles. "We have many more foreign buyers around the world. Currently, EMGO has customers in more than 35 countries. Cafe racing has taken off in the last two years, and is still growing. Small cafe racers based around older Hondas are especially popular."

Don't know who your EMGO distributor is? Contact EMGO through its website: www.emgo.com. ↵



EMGO
P.O. Box 664
Mableton, GA, 30126
(770) 944-3532
www.emgo.com

Year founded: 1967
Products: More than 4,000 catalogued parts to more than 100 distributors.

CLASSIC BRITISH/VINTAGE JAPANESE



CONTROL LEVERS FOR JAPANESE

HONDA	STREET				
MODEL	YEARS	CLUTCH	BRAKE	GP CLUTCH	GP BRAKE
MB5	80-82	30-79002	30-18501		B
C50ZZ/Z2	77-82		30-23001		P
MBX50/SD/FWD	83-86	30-79002	30-18501		B
C70/ZZ	77-82		30-23001		P
CL70	69-71	30-26412	30-26401	30-31802	30-31801
CL70 (SET)	69-71		30-26400		P
MB80S	80	30-79002	30-18501		B
MBX80FWD/SWD	83-86	30-79002	30-18501		B
C90/ZZ	78-83		30-23001		P
CB100 KO-K2	70-72	30-24102	30-24101		P
CB100N	78-85	30-16202	30-16201	30-31812	30-31811
SL/CL100	70-74	30-26412	30-26401	30-31802	30-31801
H100A	80-84		30-26401		30-31801
CT110	80-86		30-26401		30-31801
CB125J	79	30-26412	30-29301	30-31802	30-31801
CB125K1-K6	72-76	30-26412	30-26401	30-31802	30-31801
CB125S	73	30-26412	30-26401	30-31802	30-31801
CB125S	74-78	30-26412	30-29301	30-31802	30-32701
CB125S	79-82	30-16202	30-16201	30-31812	30-31811
CB125T	80	30-26412	30-29301	30-31802	30-32701
CB125T2	81	30-16202	30-16201	30-31812	30-31811
CB125TDC	82-86		30-23031		B
SL/CL125	70-74	30-26412	30-26401	30-31802	30-31801
CM125C	82	30-16202	30-16201	30-31812	30-31811
MBX125FE	84-85		30-24121		B
MT125	74-77	30-26412	30-26401	30-31802	30-31801
MT125R	78		30-29301		30-32701
CB175 K3-K7	69-76	30-26412	30-26401	30-31802	30-31801
CD175	71-78	30-26412	30-26401	30-31802	30-31801
SL/CL175	68-73	30-26412	30-26401	30-31802	30-31801
CD185T	78	30-26412	30-26401	30-31802	30-31801
CM185T Twinstar	78-79	30-26412	30-26401	30-31802	30-31801
CB200/T	75-76	30-26412	30-26401	30-31802	30-31801
CD200T	78-79		30-23902		P
CM200T Twinstar	80	30-26412	30-26401	30-31802	30-31801
CM200T Twinstar	81-82	30-16202	30-16201	30-31812	30-31811
CB250G	75	30-26412	30-29301	30-31802	30-32701
CB250K3-K5	73-75	30-26412	30-26401	30-31802	30-31801
CB250N/NA	79-80	30-16202	30-46901	30-31812	B
CB250NB/ND/NDC	81-83	30-16202	30-23031	30-31812	B
CB250RSA	80-82	30-16202	30-46901	30-31812	B
CB250RSC/RSZc	82-84	30-16202	30-23031	30-31812	B
CB250T	78	30-23902	30-34101		P
CJ250T	77	30-26412	30-29301	30-31802	30-32701
CL250S	81-82	30-16202	30-16201	30-31812	30-31811
CM250 Custom	82-83	30-16202	30-16201	30-31812	30-31811
VT250FT	83	30-51902	30-51901		B
CB350/K	68-72	30-26412	30-26401	30-31802	30-31801
CB350F/G	72-74	30-26412	30-29301	30-31802	30-32701
SL/CL350	68-73	30-26412	30-26401	30-31802	30-31801
CB360	74	30-26412	30-26401	30-31802	30-31801
CB360/C	79-80	30-48212	30-46901		B
CB360T	75-76	30-26412	30-29301	30-31802	30-32701
CJ360T	76-77	30-26412	30-26401	30-31802	30-31801
CJ360T	78	30-26412	30-29301	30-31802	30-32701
CL360/K	74-75	30-26412	30-26401	30-31802	30-31801
CB400A	78	N/A	30-34101		P
CB400F	75-77	30-26412	30-29301	30-31802	30-32701
CB400F/F2	78-79	30-26412	30-26401	30-31802	30-31801
CB400NA	79	30-16202	30-46901	30-31812	B
CB400NB/NC	80-84	30-16202	30-23031	30-31812	B
CB400T 11	79	30-16202	30-46901	30-31812	B

HONDA	STREET				
MODEL	YEARS	CLUTCH	BRAKE	GP CLUTCH	GP BRAKE
CB400T Hawk	80	30-16202	30-46901	30-31812	B
CB400T Hawk	81	30-16202	30-23031	30-31812	B
CB400T Model 1	78	30-23902	30-26401		30-31801
CB400T Model 2	78	30-23902	30-34101		P
CB400T Model 2	79	30-16202	30-46901	30-31812	B
CM400A	79-80	N/A	30-46901		B
CM400A	81	N/A	30-23031		B
CM400C Custom	81	30-16202	30-23031	30-31812	B
CM400E	80-81	30-23902	30-26401	30-31802	P
CM400T	79-80	30-16202	30-46901	30-31812	B
CM400T	81	30-16202	30-23031	30-31812	B
VF400F/FD	83-86	30-51902	30-51901		B
CB450 3-K7	70-74	30-26412	30-29301	30-31802	30-31801
CB450N	85	30-16202	30-23031	30-31812	B
CB450SC Nighthawk	82-86	30-16202	30-23031	30-31812	B
CB450T Hawk	82	30-16202	30-23031	30-31812	B
CL450K	69-74	30-26412	30-26401	30-31802	30-31801
CM450A	82-83	N/A	30-23031		B
CM450C Custom	82	30-16202	30-23031	30-31812	B
CM450E	82-83	30-16202	30-23031	30-31812	B
CB500/K	71-73	30-26412	30-29301	30-31802	30-32701
CB500K1/K2/F	75-77	30-26412	30-29301	30-31802	30-32701
CB500T Twin	75-76	N/A	30-29301		30-32701
CX500T 11	77-78	30-23902	30-34101		P
CX500	78	30-23902	30-34101		P
CX500C/D	79-80	30-16202	30-46901	30-31812	B
CX500C/D	81-82	30-16202	30-23031	30-31812	B
CX500TC	82		30-23031		B
CX500EC	83	30-23032	30-23031		B
FT500 Ascot	82-83	30-26432	30-52001		B
GL500/I	81-82	30-48202	30-23031		B
VF500C Magna	84-85	30-51902	30-51901		B
VF500 F Interceptor	84-86	30-51902	30-51901		B
VT500C Shadow	83-86	30-48212	30-51901		B
VT500FT Ascot	83-84	30-23032	30-51901		B
CB550F	75-77	30-26412	30-29301	30-31802	30-32701
CB550/K	74-78	30-26412	30-29301	30-31802	30-32701
CB550SC Nighthawk	83	30-52002	30-52001		B
CB550F C/C2D/D2	82-85	30-23032	30-51901		B
CX550 TD	83		30-23031		B
CB650	79-80	30-48212	30-46901		B
CB650	81-82	30-48202	30-23031		B
CB650C Custom	80-81	30-48202	30-46901		B
CB650SC Nighthawk	82	30-52102	30-46901		B
CB650SC Nighthawk	83	30-52002	30-52001		B
CB650SC Nighthawk	84-85	30-51902	30-51901		B
CX650C	83	30-52102	30-51901		B
CX650LTD	80	30-48202	N/A		B
CX650T	83	30-48202	30-23031		B
GL650/I Silverwing	83	30-48202	30-46901		B
CB700SC Nighthawk	84-86	30-51902	30-51901		B
VF700C Magna	84-86	30-51902	30-51901		B
VF700F Interceptor	84-85	30-51902	30-51901		B
VF700S Sabre	84-85	30-51902	30-51901		B
VT700C Shadow	84-87	30-51902	30-51901		B
CB750A	76	N/A	30-29301		30-32701
CB750A	77-78	N/A	30-34101		P
CB750C Custom	80-82	30-48202	30-46901		B
CB750F/F1	75-76	30-26412	30-29301	30-31802	30-32701
CB750F/F2	77-78	30-23902	30-34101		P
CB750F/FA	79-82	30-48202	30-46901		B
CB750FB/FC	81-82	30-48202	30-23031		B

JAPANESE

HONDA						STREET	
MODEL	YEARS	CLUTCH	BRAKE	GP CLUTCH	GP BRAKE		
CB750K	70-78	30-26412	30-29301	30-31802	30-32701	P	
CB750K	79-80	30-48212	30-46901			B	
CB750K	81-82	30-48202	30-46901			B	
CB750L	79	30-48212	30-46901			B	
CB750SC Nighthawk	82-83	30-52102	30-46901			B	
CBX750F	84-86	30-51902	30-51901			B	
VF750C Magna	82-83	30-52002	30-52001			B	
VF750F Interceptor	83-84	30-51902	30-51901			B	
VF750S Sabre	82-83	30-52002	30-52001			B	
VT750C Shadow	83	30-51902	30-51901			B	
CB900C Custom	80-82	30-48212	30-46901			B	
CB900F	81-82	30-48202	30-46901			B	
CB900FC/F2C/FD	82-84	30-47002	30-23031			B	
CB900FZ/FA/FB/F2B	79-81	30-47002	30-46901			B	
CB1000C	83	N/A	30-52001			B	
CB1000F	83	30-47002	30-23031			B	
GL1000 Goldwing	75-77	30-26412	30-29301	30-31802	30-32701	P	
GL1000 Goldwing	78-79	30-52102	30-46901			B	
VF1000F	84	30-51902	30-51901			B	
VF1000R	85-86	30-52012	30-52011			P	
CBX	79-80	30-47002	30-46901			B	
CBX	81-82	30-47002	30-23031			B	
CB1100F 83	83	30-47002	30-51901			B	
CB1100RB/RC	81-82	30-47002	30-23031			B	
GL1100 I Interstate	80-81	30-47002	30-46901			B	
GL1100 I/A	82-83	30-52202	30-46901			B	
VF1100C Magna	83	30-51902	30-51901			B	
VF1100C Magna	84	30-52002	30-52001			B	
VF1100S Sabre	84	30-51902	30-51901			B	
GL1200 Goldwing	84-87	30-71682	30-52001			B	
KAWASAKI							
MODEL	YEARS	CLUTCH	BRAKE	GP CLUTCH	GP BRAKE		
CS SS	68-69	30-19812	30-29301	30-19872	30-32701	P	
GS TR	69-76	30-19812	30-29301	30-19872	30-32701	P	
G3SS100	69-75	30-19812	30-19811	30-19872		P	
KC100	79-80	30-19802	30-19801	30-19852	30-19851	P	
KE100	76-95	30-19812	30-19811	30-19872		P	
KH100	79-81	30-19802	30-19801	30-19852	30-19851	P	
KH100	76-77	30-19812	30-19811	30-19872		P	
KH100 (EX)	83-88	30-19872	30-19861			B	
AR125	83-84	30-19872	30-19861			B	
KH125	80-81	30-19802	30-19801	30-19852	30-19851	P	
KZ200	78-83	30-19802	30-19801	30-19852	30-19851	P	
ER250 Scorpion	84-87	30-54732	30-54731			B	
S1-A/B/C	73-76	30-19812	30-19811	30-19872		P	
KH250	80-81	30-32902	30-29301	30-33402	30-32701	P	
KZ250CSR/LTD	80-83	30-19802	30-19801	30-19852	30-19851	P	
EX305 GPz	83-84	30-54702	30-54701			B	
KZ305 CSR	81-82	30-32902	N/A	30-33402		P	
F5	70-71	30-19812	30-19811	30-19872		P	
F9	72-75	30-19812	30-19811	30-19872		P	
S2-A 350	1973	30-19812	30-19811	30-19872		P	
KH400A1-2	74-75	30-32902	30-32901	30-33402		P	
KH400A3-4	76-77	30-19812	30-29301	30-19872	30-32701	P	
KH400A5	78	30-32902	30-29301	30-33402	30-32701	P	
KZ400B1-2/H1	78-79	30-32902	30-32901	30-33402		P	
KZ400A1-2/D3-4/D	74-78	30-19812	30-19881	30-19872	30-32701	P	
KZ400S1-3 Special	75-77	30-19812	30-19811	30-19872		P	
S3, S3-A400	74-78	30-19812	30-29301	30-19872	30-32701	P	
ZR400 (Z400F)	84	30-54732	30-54731			B	
KZ440A1-4/LTD	80-83	30-32902	30-32901	30-33402		P	
KZ440B1-2	80-81	30-19812	30-19811	30-19872		P	

KAWASAKI						STREET	
MODEL	YEARS	CLUTCH	BRAKE	GP CLUTCH	GP BRAKE		
Z440	80-81	30-32902	30-32901	30-33402		P	
Z440 LTD	84	30-54732	30-54731			B	
H1-B/D/E/F500	71,73-75	30-19812	30-29301	30-19872	30-32701	P	
KH500	75-76	30-32902	30-29301	30-33402	30-32701	P	
Z500	79-80	30-32902	30-32901	30-33402		P	
GT550 (Z550G)	84-85	30-54722	30-54701			B	
KZ550	80-83	30-32902	30-32901	30-33402		P	
KZ550 GPz	81	30-32902	30-32901	30-33402		P	
KZ550 Spectre	83	30-54702	30-54601			B	
KZ550 LTD	84	30-54722	30-54601			B	
KZ550 GPz	82-83	30-54702	30-54701			B	
KZ550 LTD	83	30-54732	30-54731			B	
ZR550 (Z550F)	83-86	30-54732	30-54731			B	
ZX550 GPz	84-86	30-54722	30-54701			B	
KZ650B1-3/C1-3/D1-2	77-79	30-32902	30-29301	30-33402	30-32701	P	
KZ650H1 CSR	81	30-32902	N/A	30-33402		P	
KZ650 CSR	82-83	30-33422	N/A			P	
Z650	79-80	30-32902	30-32901	30-33402		P	
KZ700	84-86	30-54722	30-54701			B	
ZN700 LTD	84-86	30-54722	30-54601			B	
GPZ750	82	30-54702	N/A			B	
H2/A/B/C 750	72-75	30-19812	30-29301	30-19872	30-32701	P	
KZ750	76-79	30-32902	30-29301	30-33402	30-32701	P	
KZ750 E	80-82	30-32902	30-32901	30-33402		P	
KZ750 LTD	80-83	30-32902	30-32971	30-33402		P	
KZ750 LTD	84	N/A	30-54601			B	
KZ750	83	30-54732	30-54731			B	
KZ750 CSR	82	30-33422	N/A			P	
KZ750 Spectre	82-83	30-54702	30-54601			B	
KZ750 GPz	82	30-54702	30-54701			B	
ZX750 GPz	83	30-54722	30-54601			B	
ZX750 GPZ	84-85	30-54722	30-54701			B	
GPZ900R	84-85	30-54712	30-54721			B	
KZ900	76-77	30-32902	30-29301	30-33402	30-32701	P	
900 Z1	73-75	30-19812	30-29301	30-19872	30-32701	P	
ZX9 Ninja	84-86	30-54712	30-54721			B	
KZ1000A/B/C/D/E/G	77-81	30-32902	30-32901	30-33402		P	
KZ1000	83	30-54732	30-54731			P	
KZ1000J	81-83	30-32902	30-32971	30-33402		P	
KZ1000 Police	82-86	30-33422	30-32971			P	
KZ1000R Replica	82-83	30-54702	30-54701			B	
Z1R	78/80	30-32902	30-33441	30-33402		P	
KZ1100	81-83	30-32902	30-32901	30-33402		P	
KZ1100 GPz	82	30-54702	30-54701			B	
KZ1100	82-83	30-54702	30-54601			B	
KZ1100 LTD	83	30-54732	N/A			B	
Z1100 Replica	84-85	30-54722	30-54701			B	
ZN1100 LTD	84-85	30-54722	30-54601			B	
ZX1100 GPz	83	30-54722	30-54601			B	
ZX1100 GPz	84	30-54722	30-54701			B	
KZ1300	79-82	30-32902	30-32901	30-33402		P	
KZ1300 Touring	80	30-33422	N/A			P	
ZN1300 Voyager	83-88	30-33452	N/A			B	
SUZUKI							
MODEL	YEARS	CLUTCH	BRAKE	GP CLUTCH	GP BRAKE		
AC50 L/M/B	74-78	30-79502	N/A			P	
AP50	75-78	30-79502	30-79501			P	
OR50 N	79	30-79422	N/A			B	
A100	76-77	30-79402	30-79411	30-32502		P	
A100	79	30-79502	30-79501			P	
GP100	78-79	30-79402	30-79411	30-32502		P	
B120	71-77	30-79502	30-79501			P	

CLASSIC BRITISH/VINTAGE JAPANESE



CONTROL LEVERS FOR JAPANESE

SUZUKI						STREET	
MODEL	YEARS	CLUTCH	BRAKE	GP CLUTCH	GP BRAKE		
GP125	79	30-79402	30-32101	30-32502	30-32001	P	
GP125U	78-79	30-79402	30-79411	30-32502		P	
GS125S	82-83	N/A	30-64821			B	
GT125	73-78	30-79402	30-32101	30-32502	30-32001	P	
GT185	73	30-79402	30-79411	30-32502		P	
GT185	74-77	30-79402	30-32101	30-32502	30-32001	P	
GT185	78	N/A	30-79411			P	
GN250	82-85	30-64902	30-79471			B	
GS250T	70-81	30-64902	30-64801			B	
GSX250E	80-83	30-64922	30-64801			B	
GT250	73-77	30-79402	30-32101	30-32502	30-32001	P	
RG250	83-87	30-79462	30-79461			B	
GS300L	82-86	30-64902	30-79471			B	
T350	71-72	30-79402	30-79411	30-32502		P	
GT380	73-77	30-79402	30-32101	30-32502	30-32001	P	
GN400 T/X	80-81	30-32012	30-64921			P	
GN400T	82	30-79452	30-64801			B	
GS400X B/C	77-78	30-79402	30-79411	30-32502		P	
GSX400E	80-84	30-64922	30-64801			B	
GS425	79	30-26802	30-32111	30-32502	30-32001	P	
GS425E/L	78-80	30-64902	30-64801			B	
GS450E/S	80-83	30-64902	30-64801			B	
GS450GA	82-85	N/A	30-64801			B	
GS450L	80-88	30-64902	30-64801			B	
GS450T	81-82	30-64902	30-64801			B	
GS450TX	83	30-64902	30-79471			B	
GT500	75-77	30-79402	30-32101	30-32502	30-32001	P	
RE500	75-76	30-79402	30-32101	30-32502	30-32001	P	
T500	71-75	30-79402	30-79411	30-32502		P	
GS550	77-78	30-26802	30-32111			P	
GS550E	80	30-64902	30-64811			B	
GS550E	83-86	30-64902	30-79461			B	
GS550ES/EF	83-86	30-79462	30-79461			B	
GS550L	79-82	30-64902	30-64801			B	
GS550L	83-86	30-64902	30-79461			B	
GS550M Katana	82	30-64902	30-64801			B	
GS550T	80-81	30-64902	30-64801			B	
GT550	73-77	30-79402	30-79411	30-32502		P	
GS650 E/G/GL/M	81-83	30-64902	30-64801			B	
XN85 Turbo	83	30-64902	30-64801			B	
GT750 Le Mans	73-77	30-79402	30-32101	30-32502	30-32001	P	
GS750	76-77	30-79402	30-32101	30-32502	30-32001	P	
GS750/E	78-79	30-26802	30-32111			P	
GS750E	80-83	30-64902	30-64801			B	
GS750L	79-81	30-64902	30-64801			B	
GS750SD Katana	83	30-64902	30-64801			B	
GS750T	82-83	30-64902	30-64801			B	
GSX750	80-81	30-64922	30-64801			B	
GS850G	79	N/A	30-32111			P	
GS850G/GL	80-82	30-64902	30-64801	30-64902	30-64801	B	
GS850G	83	30-79452	30-64801			B	
GS1000E	78-79	30-26802	30-32111	30-32502	30-32001	P	
GS1000E/G/GL/L	80-81	30-64902	30-64801			B	
GS1000S	79	N/A	30-32111		30-32001	P	
GS1000S	80-81	30-64902	30-64801			B	
GS1000S	82	30-64922	30-64801			B	
GS1100E, ES	80-83	30-64902	30-64801			B	
GS1100L	80	30-64902	30-64801			B	
GS1100G/GL	82-83	30-64902	30-64801			B	
GS1100GKZ	82	30-64922	30-64801			B	
GS1100GK2-GKE	82-84	30-64902	30-64801			B	
GS1100SD Katana	83	30-64922	30-64801			B	
GS1100 Katana	84-85	30-64942	30-64801			B	
GSX1100E	80-84	30-64922	30-64801			B	
GS1150ES	84-86	30-64902	30-79461			B	

JAPANESE

YAMAHA						STREET	
MODEL	YEARS	CLUTCH	BRAKE	GP CLUTCH	GP BRAKE		
FS1/DX	77-81	N/A	30-32801		30-32601	P	
RD60/A/B	73-75	30-24212	30-24211			P	
RS100	75-76	30-26802	30-26801	30-32502	30-32501	P	
RS100	80-83	N/A	30-32801		30-32601	P	
RXS100	83-88	30-51242	30-51231			B	
RD125	75-77	30-26802	30-26801	30-32502	30-32501	P	
RD125 LC	82	30-51132	30-51101			B	
RD125 LCII	85-86	30-51142	30-51131			B	
RD200	74-76	30-26802	30-26801	30-32502	30-32501	P	
RD250	73-77	30-26802	30-32801	30-32502	30-32601	P	
RD250 LC	80-82	30-51201	30-51101			B	
SRX250	87	30-51142	30-51131			B	
TZ250 H/J	76-82	30-26802	30-32801	30-32502	30-32601	P	
RD350	73-76	30-26802	30-32801	30-32502	30-32601	P	
RD350 LC	80-82	30-51201	30-51101			B	
RZ350	84-85	30-51232	30-51131			B	
TZ350	76-78	30-26802	30-32801	30-32502	30-32601	P	
XS360	76-77	30-26802	30-32801	30-32502	30-32601	P	
RD400 C/D/E	76-78	30-26802	30-32801	30-32502	30-32601	P	
XS400 DOHC	83	30-24222	N/A			B	
XS400	77-78	30-26802	30-32801	30-32502	30-32601	P	
XS400	79-81	30-51222	30-32611			B	
XS400 Maxim	82	30-51201	30-51101			B	
XS400 Maxim	83	30-51202	30-51102			B	
XS400S	80	30-51202	30-51102			B	
XS400S	81	30-51222	30-32611			B	
XS400R	82-83	30-51201	30-51101			B	
RD500LC	84-86	30-51232	30-51221			B	
SR500	78-79	30-51222	30-32611			B	
SR500 G/H	80-82	30-51202	30-51102			B	
TX500/A	73-74	30-26802	30-32801	30-32502	30-32601	P	
XS500	75	30-26802	N/A	30-32502		P	
XS500B	76-78	30-26802	30-32801	30-32502	30-32601	P	
XV500 Virago	83	30-51202	30-51102			B	
XJ550 Maxim	81-83	30-51202	30-51102			B	
XJ550 Seca	81-83	30-51222	30-32611			B	
XZ550R Vision	82-83	30-51202	30-51102			B	
FJ600 L/LC/N/NC	84-85	30-51232	30-51221			B	
TX650/A	73-74	30-26802	30-32801	30-32502	30-32601	P	
XJ650 Maxim	80-83	30-51222	30-32611			B	
XJ650L	81	30-51222	30-32611			B	
XJ650L Seca Turbo	82	30-51202	30-51102			B	
XJ650L Seca	83	30-51202	30-51102			B	
XJ650R Seca	82	30-51222	30-32611			B	
XS2	72	30-26802	30-32801	30-32502	30-32601	P	
XS650 B/C	75-78	30-26802	30-32801	30-32502	30-32601	P	
XS650/S	78-83	30-51222	30-32611			B	
XV700 Virago	84-85	30-51200	30-51100			P	
TX750	73-74	30-26802	30-32801	30-32502	30-32601	P	
TZ750A/D	74-77	30-26802	30-32801	30-32502	30-32601	P	
XJ750 Maxim	82-83	30-51202	30-51102			B	
XJ750R Seca	81-83	30-51242	30-51241			B	
XS750	77-78	30-26802	30-32801	30-32502	30-32601	P	
XS750	79	30-51202	30-32801			P	
XS750S E/F	78-79	30-51222	30-32611			B	
XV750 Virago	81-83	30-51222	30-32611			B	
XS850/L/S	80-81	30-51202	N/A			B	
XJ900RK Seca	83	30-51142	30-51131			B	
XV920R Virago	81-83	30-51202	30-51102			B	
XV920 Midnight	83	30-51142	30-51131			B	
XV1000 Virago	84-85	30-51192	30-51191			C	
FJ1100	84-85	30-51272	30-51221			B	
XJ1100	82	30-51202	30-32611			B	
XS1100/L/S	78-81	30-51222	30-32611			B	
XVZ1200 Venture	84-85	30-32542	30-32541			B	

B=BLACK FINISH C=CHROME FINISH P=POLISHED FINISH

HONDA						OFF ROAD
MODEL	YEARS	CLUTCH	BRAKE	GP CLUTCH	GP BRAKE	
MT50	80-83	30-16202	30-16201	30-73682	30-73681	B
MTX50	83-84	30-23042	30-23041			B
QA50	70-74	30-24113	30-24111			P
Z50 Mini Trail	68-72	30-24113	30-24111			P
Z50R	73-99		30-24111			P
CR60R	83-85	30-23052		30-23056		B
CT70 Trail 70	69-74	30-24113	30-24111			P
CT70	75-81	30-26412	30-26401	30-73682	30-73681	P
SL70	71-73	30-26412	30-26401	30-73682	30-73681	P
XL70	74-76	30-26412	30-26401	30-73682	30-73681	P
XL75	77-79	30-26412	30-26401	30-73682	30-73681	P
XR75	73-78	30-26412	30-26401	30-73682	30-73681	P
CR80R	80-81	30-26412	30-26401	30-73682	30-73681	P
CR80R	82	30-24032	30-27061	30-23056	30-73681	P
XL80S	80-85	30-26412	30-26401	30-73682	30-73681	P
XR80	79-84	30-26412	30-26401	30-73682	30-73681	P
CT90	68-74		30-26401		30-73681	P
CT90	75-79	30-26412	30-26401	30-73682	30-73681	P
SL/ST90	70-73	30-26412	30-26401	30-73682	30-73681	P
SL/XL100	70-76	30-26412	30-26401	30-73682	30-73681	P
XL100/S	77-80	30-16202	30-16201	30-73682	30-73681	B
XL100S	81-84	30-26412	30-26401	30-73682	30-73681	P
XR100	81-84	30-26412	30-26401	30-73682	30-73681	P
CR125M Elsinore	74-76	30-26412	30-26401	30-73682	30-73681	P
CR125M	77-78	30-16202	30-16201	30-73682	30-73681	B
CR125R	79-80	30-26412	30-26401	30-73682	30-73681	P
CR125R	81-83	30-24032	30-27061	30-23056	30-73681	P
CR125R	84-85	30-23052	30-23051	30-23056	30-23055	B
CT125	77	30-26412	30-26401	30-73682	30-73681	P
MR125	74-77	30-26412	30-26401	30-73682	30-73681	P
MR125	78	30-26412	30-29301	30-73682	30-32701	P
MR125R	77-78	30-26412	30-26401	30-73682	30-73681	P
MTX125 RWD	83-85	30-23042	30-23041			B
SL/TL125K	71-76	30-26412	30-26401	30-73682	30-73681	P
TL125S	76	30-16202	30-16201	30-73682	30-73681	B
XL125/K	74-78	30-26412	30-26401	30-73682	30-73681	P
XL125RC	82-84	30-23022	30-23021			B
XL125S	79-84	30-16202	30-16201	30-73682	30-73681	B
CL/SL175	68-73	30-26412	30-26401	30-73682	30-73681	P
MR175	75-77	30-26412	30-26401	30-73682	30-73681	P
XL175	74-78	30-26412	30-26401	30-73682	30-73681	P
XL185S	79	30-26412	30-26401	30-73682	30-73681	P
XL185S	80-83	30-16202	30-16201	30-73682	30-73681	B
XR185	79	30-26412	30-26401	30-73682	30-73681	P
MTX200 RWD	83-86	30-23042	30-23041			B
XL200R	83-85	30-23022	30-23021			B
XR200	80-84	30-24002	30-24001	30-24006	30-24005	B
XR200R	81-83	30-24002	30-24001	30-24006	30-24005	B
XR200R	84-96	30-24002	30-23091	30-24006		B
CL250R	78-80	30-26412	30-26401	30-73682	30-73681	P
CM250C	82-83	30-16202	30-16201	30-73682	30-73681	B
CR250M Elsinore	73-76	30-26412	30-26401	30-73682	30-73681	P
CR250R	78-80	30-16202	30-16201	30-73682	30-73681	B
CR250R	81-82	30-24032	30-27061	30-23056	30-73681	P/B
CR250R	83	30-23052	30-27061	30-23056	30-73681	B
CR250R	84-85	30-23052	30-23051	30-23056	30-23055	B
MR/MT250	74-76	30-26412	30-26401	30-73682	30-73681	P/B
TL 250	75-76	30-26412	30-26401	30-73682	30-73681	P/B
XL250	72-76	30-26412	30-26401	30-73682	30-73681	P/B
XL250S	78-79	30-16202	30-16201	30-73682	30-73681	B
XL250	80-81	30-16202	30-16201	30-73682	30-73681	B
XL250	82-83	30-23022	30-23021			B

HONDA						OFF ROAD
MODEL	YEARS	CLUTCH	BRAKE	GP CLUTCH	GP BRAKE	
XL250R	84-87	30-23042	30-23041			B
XR250	79	30-16202	30-16201	30-73682	30-73681	B
XR250/R	80-82	30-24002	30-24001	30-24006	30-24005	B
XR250R	83-85	30-24002	30-23081	30-24006	30-23085	B
SL/XL350	72-78	30-26412	30-26401	30-73682	30-73681	P/B
XL350	84-85	30-23042	30-23081		30-23085	B
XR350R	83	30-24002	30-23091	30-24006		B
XR350R	84	30-24002	30-23081	30-24006	30-23085	B
XR350R	85	30-24002	30-16211	30-24006		B
CL360	74-75	30-26412	30-26401	30-73682	30-73681	P/B
CR450R	81	30-24032	30-27061	30-23056	30-73681	P/B
CR480R	82	30-24032	30-27061	30-23056	30-73681	P/B
CR480R	83	30-23052		30-23056	30-73681	P/B
CR500R	84-85	30-23052	30-23051	30-23056	30-23055	B
XL500R	82	30-23022	30-23021			B
XL500S	79	30-26412		30-73682		P/B
XL500S	80-81	30-16202		30-73682		B
XR500	79	30-26412	30-26401	30-73682	30-73681	P/B
XR500R	80-84	30-24002	30-24001	30-24006	30-24005	B
XL600R	83-87	30-23042	30-23081		30-23085	B
KAWASAKI						
MODEL	YEARS	CLUTCH	BRAKE	GP CLUTCH	GP BRAKE	
AE50	81-84	30-19852	30-19851			P
KX60	83-99	30-19832	30-19831			P
KV75 MT1	71-80	30-19812	30-19811	30-73782	30-73781	P/B
AE80	81-84	30-19852	30-19851			P
KD80	75-87	30-19812	30-19811	30-73782	30-73781	P/B
KDX80	80-81	30-19812	30-19811	30-73782	30-73781	P/B
KX80	79-81	30-19812	30-19811	30-73782	30-73781	P/B
KX80E1	82-83	30-32912	30-32911	30-73782	30-73781	P/B
KX80	84-87	30-32912	30-32931	30-32916	30-32935	P/B
MC1 90	73-75	30-19812	30-19811	30-73782	30-73781	P/B
G3/G4 Trail Boss	69-76	30-19812	30-19811	30-73782	30-73781	P/B
G31M Centurion	70-71	30-19812	30-54771			P
KD100	76-79	30-19812	30-19811	30-73782	30-73781	P/B
KE100	76-95	30-19812	30-19811	30-73782	30-73781	P/B
KM100	76-81	30-19812	30-19811	30-73782	30-73781	P/B
KV100	72-75	30-19812	30-19811	30-73782	30-73781	P/B
F6 125	71-73	30-19812	30-19811	30-73782	30-73781	P/B
KE125	76-83	30-19812	30-19811	30-73782	30-73781	P/B
KS125	74-75	30-19812	30-19811	30-73782	30-73781	P/B
KX125	74-81	30-19812	30-19811	30-73782	30-73781	P/B
KX125	82-86	30-32912	30-32931	30-32916	30-32935	P/B
F3 Bushwhacker	68-70	30-19812	30-19811	30-73782	30-73781	P/B
F7 175	71-75	30-19812	30-19811	30-73782	30-73781	P/B
KDX175	80-82	30-32912	30-32911	30-73782	30-73781	P/B
KE175	76-83	30-19812	30-19811	30-73782	30-73781	P/B
KDX200	83-85	30-32912	30-32911	30-73782	30-73781	P/B
F4/8/11 Bison	69-75	30-19812	30-19811	30-73782	30-73781	P/B
KDX250	81-84	30-32912	30-32911	30-73782	30-73781	P/B
KE250	77-80	30-19812	30-19811	30-73782	30-73781	P/B
KL250	78-82	30-19812	30-19811	30-73782	30-73781	P/B
KL250	83-84	30-32912	30-32911	30-73782	30-73781	P/B
KT250	75-76	30-19812	30-19811	30-73782	30-73781	P/B
KX250	74-81	30-19812	30-19811	30-73782	30-73781	P/B
KX250	82-86	30-32912	30-32931	30-32916	30-32935	P/B
F5/F9 350 Big Horn	70-75	30-19812	30-19811			P
F12MX / KX450	73-74	30-19812	30-19811	30-73782	30-73781	P/B
KDX450	82	30-32912	30-32911	30-73782	30-73781	P/B
KX500	83-86	30-32912	30-32931	30-32916	30-32935	P/B
KL600	84-86	30-64902	30-54741			B

CLASSIC BRITISH/VINTAGE JAPANESE



CONTROL LEVERS FOR JAPANESE

SUZUKI		OFF ROAD				
MODEL	YEARS	CLUTCH	BRAKE	GP CLUTCH	GP BRAKE	
JR50	78-06		30-32081			B
TS50X	81	30-79424	30-79421			P
TS50 ERT/ERX	80-83	30-79422				B
RM50/60	79-83	30-26802	30-26801	30-73782	30-73781	B
TS75 /TM75	75-77	30-79402	30-79411			P
DS80	80-95	30-32042	30-32041			P
DS80	80-95	30-32044	30-32043			B
RM80	78-81	30-26802	30-26801	30-73782	30-73781	B
RM80	82-85	30-32012	30-32011	30-79456	30-32013	P/B
RV90	75-77	30-79402	30-79411			P
DR100	83-89	30-79452		30-79456		B
DS100	78-79	30-26802	30-26801	30-73782	30-73781	P/B
DS100	80-81	30-32012	30-32011	30-79456	30-32013	P/B
TC100	73-77	30-79402	30-79411			P
TM100 Contender	74-75	30-26802	30-26801	30-73782	30-73781	P/B
TS100 M-N/ERN	75-79	30-79402	30-79411			P
TS100ER T/X	80-81	30-79412	30-79421			P
RM100	76-81	30-26802	30-26801	30-73782	30-73781	P/B
DR125	82-85	30-79452	30-64821	30-79456		B
DR125SD/E	84-85	30-64922	30-79471			B
DS125	78-79	30-26802	30-26801	30-73782	30-73781	P/B
RM125	77-80	30-26802	30-26801	30-73782	30-73781	P/B
RM125	81-84	30-32012	30-32011	30-79456	30-32013	P/B
RV125	73-77	30-79402	30-79411			P
SP125Z/D	82-83	30-64922	30-79471			B
TC125	72-77	30-79402	30-79411			P
TM125 Challenger	73-75	30-26802	30-26801	30-73782	30-73781	P/B
TS125 M-N/ERN	75-79	30-79402	30-79411			P
TS125ER T/X/XE/Z	80-82	30-79412	30-79421			P
TS125XUE	84		30-79411			P
PE175	78-84	30-26802	30-26801	30-73782	30-73781	P/B
RS175	80-82	30-26802	30-26801	30-73782	30-73781	P/B
DS185	78-80	30-79422				B
TC185	72-78	30-79402	30-79411			P
TS185	71-79	30-79402	30-79411			P
TS185	80-81	30-79412	30-79421			P
DR200	82-87	30-64922	30-64821			B
DS250	80	30-32012	30-32011	30-79456	30-32013	P/B
DR250	82-83	30-64922	30-79471			B
DR250	85	30-64922	30-64931			B
PE250	77-81	30-26802	30-26801	30-73782	30-73781	P/B
RL250	72-75	30-26802	30-26801	30-73782	30-73781	P/B
RM250	76-81	30-26802	30-26801	30-73782	30-73781	P/B
RM250	82-84	30-32012	30-32011	30-79456	30-32013	P/B
RS250	80-81	30-26802	30-26801	30-73782	30-73781	P/B
SP250	82-83	30-64922	30-79471			B
TM250 Champion	72-75	30-26802	30-26801	30-73782	30-73781	P/B
TS250	74-79	30-79402	30-79411			P
TS250	80-83	30-79412	30-79421			P
DR370 C/N	78-79	30-26802	30-26801	30-73782	30-73781	P/B
RM370 A/B	76-77	30-26802	30-26801	30-73782	30-73781	P/B
SP370	78-79	30-79402				P
DR400	80	30-32012	30-32011	30-79456	30-32013	P/B
PE400	80-81	30-26802	30-26801	30-73782	30-73781	P/B
RM400	78-80	30-26802	30-26801	30-73782	30-73781	P/B
SP400	80	30-32012		30-79456		P/B
TM400 Cyclone	71-73	30-79402	30-79411			P
TM400 Cyclone	74-75	30-26802	30-26801	30-73782	30-73781	P/B
TS400	72-77	30-79402	30-79411			P
RM465	81	30-26802	30-26801	30-73782	30-73781	P/B
RM465	82	30-32012	30-32011	30-79456	30-32013	P/B
DR500	81	30-79412	30-79421			P

SUZUKI		OFF ROAD				
MODEL	YEARS	CLUTCH	BRAKE	GP CLUTCH	GP BRAKE	
DR500	82-83	30-64922	30-79471			B
RM500	83-84	30-32012	30-32011	30-79456	30-32013	P/B
SP500	81	30-79412				P
SP500	82-83	30-64922	30-79471			B
YAMAHA		OFF ROAD				
MODEL	YEARS	CLUTCH	BRAKE	GP CLUTCH	GP BRAKE	
DT50M/MX	80-83	30-24212	30-24211			P
LB50	81-82	30-24212	30-24211			P
LB50P E-J Chappy	78-82	30-24212	30-24211			P
LC50 G/H Bop	80-82	30-24212	30-24211			P
MA50M (QT50)	80-88	30-24212	30-24211			P
MJ50J Towny	82	30-24212	30-24211			P
PW50/Zinger	82-17	30-24242	30-24231			P
PW50/Zinger	82-17	30-24232	30-24221			B
QT50	79-87	30-24212	30-24211			P
TY50	80	30-24212	30-24211			P
YZ50	80	30-51122	30-51161	30-51126	30-51165	P/B
JT1 60 Mini Enduro	71-73	30-24212	30-24211			P
YZ60	81-83	30-51122	30-51161	30-51126	30-51165	P/B
DT80	81-83	30-24212	30-24211			P
GT80	73-79	30-24212	30-24211			P
MX80	80-83	30-24212	30-24211			P
TY80	74-77	30-26802	30-26801	30-73782	30-73781	P/B
YZ80	74-78	30-26802	30-26801	30-73782	30-73781	P/B
YZ80	79-85	30-51122	30-51161	30-51126	30-51165	P/B
DT100	74-76	30-26802	30-26801	30-73782	30-73781	P/B
DT100	77-83	30-24212	30-24211			P
MX100	74-75	30-26802	30-26801	30-73782	30-73781	P/B
MX100	79-80	30-26802	30-26801	30-73782	30-73781	P/B
MX100	81-83	30-51122	30-51161	30-51126	30-51165	P/B
YZ100	75-83	30-51122	30-51161	30-51126	30-51165	P/B
DT125	74-76	30-26802	30-26801	30-73782	30-73781	P/B
DT125	79-81	30-51222	30-51231	30-73782	30-73781	B
DT125LC	82-86	30-32512	30-32621	30-73782	30-73781	B
IT125	80-81	30-51122	30-51161	30-51126	30-51165	P/B
MX125	74-76	30-26802	30-26801	30-73782	30-73781	P/B
XT125	82-83	30-32512	30-32621			B
YZ125	74-77	30-26802	30-26801	30-73782	30-73781	P/B
YZ125	78-82	30-51122	30-51161	30-51126	30-51165	P/B
YZ125	83-84	30-26822	30-51161			P
DT175	75-76	30-26802	30-26801	30-73782	30-73781	P/B
DT175	77-81	30-51222	30-51231	30-73782	30-73781	B
IT175	77-83	30-51122	30-51161	30-51126	30-51165	P/B
MX175	74-75	30-26802	30-26801	30-73782	30-73781	P/B
MX175	81	30-51122	30-51161	30-51126	30-51165	P/B
IT200 Drum	84-85	30-51122	30-51161	30-51126	30-51165	P/B
XT200	82-83	30-32512	30-32621	30-73782	30-73781	B
DT250	75-78	30-26802	30-26801	30-73782	30-73781	P/B
DT250	79-81	30-51222	30-51231	30-73782	30-73781	B
IT250	79-83	30-51122	30-51161	30-51126	30-51165	P/B
MX250	74-75	30-26802	30-26801	30-73782	30-73781	P/B
TT250	80-82	30-51122	30-51161	30-51126	30-51165	P/B
TY250	74-76	30-26802	30-26801	30-73782	30-73781	P/B
XT250	80-83	30-26802	30-26801	30-73782	30-73781	P/B
XT250	84	30-32512	30-32621	30-73782	30-73781	B
YZ250	74-77	30-26802	30-26801	30-73782	30-73781	P/B
YZ250	78-84	30-51122	30-51161	30-51126	30-51165	P/B
YZ400	78-79	30-51122	30-51161	30-51126	30-51165	P/B
IT465	81-82	30-51122	30-51161	30-51126	30-51165	P/B
YZ465	80-81	30-51122	30-51161	30-51126	30-51165	P/B
IT490	83-84	30-51122	30-51161	30-51126	30-51165	P/B
YZ490	82-84	30-51122	30-51161	30-51126	30-51165	P/B
TT500	76-80	30-51202	30-51165			B
TT500	81	30-51122	30-32501	30-51126		P/B
XT500	79-81	30-51222	30-51231	30-73782	30-73781	B
XT550	82-83	30-32512	30-51231	30-73782	30-73781	B
TT600	83-84	30-51122	30-51161	30-51126	30-51165	P/B
XT600	84-95	30-32562	30-32561			B

JAPANESE

**FOR A MORE COMPREHENSIVE SELECTION OF LEVER ASSEMBLIES
ONE PIECE LEVER BRACKETS, TWO PIECE LEVER BRACKETS, ETC, SEE OUR
2017 CONTROLS CATALOG AVAILABLE NOW @www.emgo.com**



YAMAHA XS
 RPLCS OE: 4H9-2611-00-00
 XS750/850/1100
23-12540 CHROME
23-12550 BLACK
23-12550S SATIN BLACK
 28" WIDE, 6.5" RISE,
 4" PULLBACK, 4.75" CENTER



YAMAHA XS1, XS2
23-12548 CHROME
 REPLACES OEM#
 256-26110-00-00



YAMAHA XS650
SPECIAL REPLICA
23-12549 CHROME
 RPLCS OE: 3H3-2611-00-00



GOLDWING REPLICA
23-93148 CHROME
 1979 GL 1000A
 RPLCS OEM: 53100-431-671
 53100-431-780
 INTERNAL WEIGHTS
 32" WIDE, 9.5" RISE,
 9" PULLBACK, 7.5" CENTER



GOLDWING REPLICA
23-93147 CHROME
 1977 GL 1000
 RPLCS OEM: 53100-371-660
 53171-371-980
 DRILLED, INTERNAL WEIGHTS.
 32" WIDE, 9.5" RISE,
 9" CENTER



GOLDWING REPLICA
23-93149 CHROME
 80-81 GL 1100A/IA
 RPLCS OEM: 53100-463-670
 53100-MB9-800
 INTERNAL WEIGHTS
 32" WIDE, 9.5" RISE,
 11" PULLBACK, 7" CENTER



HONDA
23-93145
 CB750K REPLICA
 DRILLED FOR INTERNAL WIRING
 31 1/2" WIDE, 4.5" RISE,



HONDA
23-93142
 CB400F 75-76 REPLICA
 DRILLED FOR INTERNAL WIRING
 27 1/3" WIDE, 1 3/4" RISE,
 4" PULLBACK, 4 5/8" CENTER
 RPLCS OEM: 53100-377-000



GOLDWING REPLICA
23-93146 CHROME
 GL 1000
 DRILLED, INTERNAL WEIGHTS.
 32" WIDE, 6" RISE,
 5.25" PULLBACK, 5.5" CENTER



MAGNA HAWK
23-12543 CHROME
 28.75" WIDE, 5" RISE,
 10" PULLBACK, 4.5" CENTER



LTD
23-12541 CHROME
23-12551 BLACK
23-12551S SATIN BLACK
 29.5" WIDE, 5" RISE,
 10" PULLBACK, 5.5" CENTER



GL
23-12544 CHROME
 30" WIDE, 7" RISE,
 11.5" PULLBACK, 5.5" CENTER



"YAMAHA" OEM
STYLE GRIP

42-24640
 REPLACES
 YAMAHA OEM
 1A0-26242-01-00
 214-26241-00-00



"HONDA" OEM
STYLE GRIP

42-28750
 CLOSED END
42-28760
 OPEN END
 INCLUDES BAR END PLUGS
 REPLACES HONDA OEM
 53165-390-780
 53166-390-780



CLASSIC
KAWASAKI
OEM STYLED GRIPS

42-30810
 OPENED END
42-30811
 CLOSED END
 RPLCS OEM:
 46075-017 LEFT
 46061-012 RIGHT

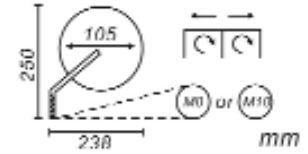


120MM WAFFLE/
DIAMOND
GRIPS

42-40610
 120MM 1/2 WAFFLE,
 1/2 DIAMOND
 KNURLED HANDLEBAR
 GRIP, REDUCED
 DIAMETER FLANGE
 SUITABLE FOR
 7/8" BARS. EACH GRIP HAS 3
 SAFETY WIRE GROOVES.

CLASSIC HONDA REPLICAS

FITS: CL200 74, CB200T/K 74-76,
 CB350K/G/F 70-73, CB400F 77-80,
 CB450 72-74, CB500T/K 73, 75,
 CB550/K 77-78, CB650 70-82,
 CB750F/K 73-78, CX500/D 78-81,
 GL1000 75-76, XL100 79-80,
 XL125/S 79-84, XL185 79-83,
 XL250 78-81, XL350 77-78,
 XL500S 79-80




SOLD EACH

CHROME	REPLACES OEM:
20-30610 LH	88120-333-611
20-30620 RH	88110-333-611

HONDA

FITS HONDA CB350, 450
4" MIRROR WITH 8" STEM. CHROME
SOLD EACH



	8MM MOUNT	10MM MOUNT
RH/LH	20-42408	20-42410

HONDA

HONDA VT500, VF500,
VT750F, 1983-1984
SOLD EACH



	CHROME	REPLACES O.E.M.
RIGHT	20-37381	88110-MF9-000
LEFT	20-37382	88120-MF9-000

HONDA

CB750 79-82
CB900 81-82
SOLD EACH



	7" STEM	5" STEM	RPLCS. OEM.
RH/LH	20-35200	20-37300	88110-425-870

HONDA

FAIRING MOUNT MIRRORS FOR INTERSTATE
GL1100I INTERSTATE 1980-1981
TRUE VISION REPLACEMENT
FAIRING CHROME PLATED.
SOLD EACH



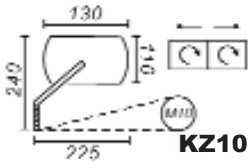
	CHROME	REPLACES OEM:
RH	20-87001	88130-463-771
LH	20-87002	88120-463-771

HONDA

**GL1200 '84-'87.
BLACK WITH CHROME BACKING.
SOLD EACH**



	BLACK W/CHROME	REPLACES OEM:
RH	20-87051	88110-MG9-G83
LH	20-87052	88120-MG9-G83



KAWASAKI

**GPZ305 (EX305) 1983
KZ700 1984, KZ750 L3 1983
GPZ750 (KZ750 R1) 1982
KZ1000 (EDDIE LAWSON REPLICA) '82-'83
GPZ1100 B1, B2 '81-'82
5" TRUE VISION MIRROR. WITH 7" STEM WITH A
10MM THREAD MOUNT.
SOLD EACH**



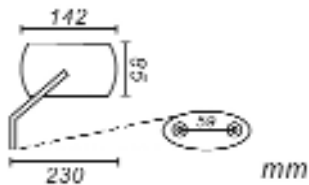
	BLACK	REPLACES O.E.M.
RH	20-29672	56001-1126/1353
LH	20-29671	56001-1125/1352

KAWASAKI

**REPLACEMENT GPZ MIRRORS
MATTE BLACK FINISH.
GPZ750 83-84, GPZ1100 83-84
SOLD EACH**



	BLACK	REPLACES O.E.M.
RH	20-29682	56001-1145
LH	20-29681	56001-1144




KAWASAKI
**TRUE VISION MIRROR.
MATTE BLACK FINISH.
KAWASAKI ZX900 '84-'86.
SOLD EACH**




	MATTE BLACK	REPLACES OEM:
RH	20-29662	56001-1220
LH	20-29661	56001-1219

KAWASAKI

**REPLACEMENT Z1 MIRRORS
BLACK SATIN FINISH WITH EITHER A 10"
OEM TYPE STEM OR A 5" SHORT STEM. FITS
MANY KAWASAKI OR OTHER MAKES WITH
10MM MOUNTS. FITS LH OR RH.
SOLD EACH**



SHORT STEM	LONG STEM	REPLACES O.E.M.
20-29605	20-29610	56001-021



SUZUKI

**OEM STYLE 4 5/8" MIRROR HEAD. CHROME, CONVEX, 10MM SCREW-IN. AVAILABLE IN 7" OR 10" STEM
GS450L, GSX750, & GS CUSTOM MODELS
TS125/ER/250, RG250E GSX250E/400E/750E,
GS500E/1000E, GSX1100E
SOLD AS PAIR**

CHROME	7"
20-69750	RH/LH



YAMAHA

**74-76 DT100 76 RS 100, 74-75 DT125, 75-76 RD125,
74-76, DT175, 74-76 RD200, 74-77 DT250, 73-75
RD250, 73-75 RD 350, 1974 DT 360, 75-77
DT 400, 76-77 RD 400 , 76-79, XT500, 73-74 TX750
SOLD EACH**

CHROME	REPLACES O.E.M.
RH/LH 20-37410	341-26290-01-00 R/H
	341-26290-10-00 L/H



CLASSIC YAMAHA CLAMP ON

**FITS: YDS2, YDS3 250 1963-1966
SOLD EACH**

CHROME	REPLACES O.E.M.
R/L 20-43000	162-26290-00-00



YAMAHA

**XS MODEL MIRRORS
CHROME STEM WITH BLACK HEAD
SLIDE PACK WITH ONE PER
RD400C,D,E,F, 1976-1979, XS360C,D 1976-1977,
XS400D,E 1977-1978, XS500C,D,E 1976-1978,
XS750D,E 1977-1978
SOLD EACH**

	REPLACES O.E.M.
RH 20-31902	1J7-26290-02
LH 20-31901	1J7-26290-12

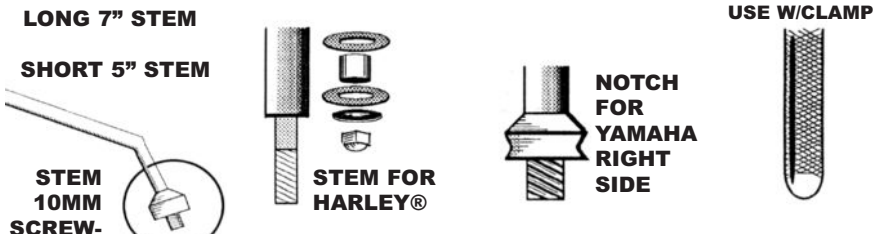


YAMAHA

**XJ 750 1981-1983
XV920 1983
SECA (XJ900K) 1983
SOLD AS PAIR**

BLACK	REPLACES O.E.M.
RH/LH 20-86800	R/H 31A-26290-10
	L/H 31A-26290-00

STEM MOUNTING TYPES & CLAMPS



SPARE STEMS: EACH IN POLY-BAG. 100 PER TYPE

PART NO.	FINISH	STYLE	PART NO.
LONG 7"			SHORT 5"
20-34950	CHROME	10MM	20-34952
20-34951	CHROME	YAM R SIDE	20-34953
20-34850	CHROME	HARLEY®	20-34851
20-49851	CHROME	USE W/CLAMP	20-49850
20-28100	CHROME	HANDLEBAR CLAMP	-----

MIRROR BRACKETS



UNIVERSAL TO FIT 7/8" HANDLEBARS. AVAILABLE IN BLACK, CARBON OR CHROME FINISH

	BLACK	CHROME	CARBON
10MM	20-28120	20-28121	20-28122
YAM RH	20-28125	20-28126	20-28127
FOR 1" BAR		20-28128	

***NOTE: MOST YAMAHA MIRRORS USE A RIGHT AND LEFT HAND 10MM THREAD AND WILL NOT INTERCHANGE**

10MM MIRROR STUDS

**20-26397
RIGHT HAND THREAD**

**20-26398
LEFT HAND YAMAHA**



EMGO#	MALE	FEMALE	FINISH
20-28108	8mm R/H	10mm R/H	Black
20-28109	8mm R/H	10mm R/H	Chrome
20-28110	10mm R/H	8mm R/H	Black
20-28111	10mm R/H	8mm R/H	Chrome
20-28112	10mm R/H	10mm R/H	Black
20-28113	10mm R/H	10mm R/H	Chrome
20-28140	10mm R/H	8mm L/H	Black
20-28141	10mm R/H	8mm L/H	Chrome
20-28142	10mm R/H	10mm L/H	Black
20-28143	10mm R/H	10mm L/H	Chrome
20-28148	8mm R/H	10mm L/H	Black

MIRROR ADAPTERS




NEW MIRROR ADAPTER

**20-28114
MIRROR ADAPTER BLACK FINISH**

**20-28115
MIRROR ADAPTER CHROME FINISH**

**ADAPTS 10MM RIGHT HAND THREAD MIRRORS
10MM L/H MALE THREADS, 10MM R/H FEMALE THREADS**



CLASSIC BRITISH/VINTAGE JAPANESE



AIR FILTERS FOR VINTAGE JAPANESE

EMGO#	REPLACES OEM:	APPLICATIONS	YEARS
HONDA			
		STREET	
12-43970	17211-102-720	CT110 (NON US)	80-93
12-43930	17211-KJ9-670	CH125/150 ELITE	84-85
12-43980	17213-402-000/730	CM185	78-79
		CM200	80-81
12-91424	17210-413-000	CB250N/T	78-82
		CB250 SUPER DREAM	81-85
		CM250TB CUSTOM	81-85
12-91130	17210-333-610	CB350/400F	75-77
12-91424	17210-413-000	CB400T HAWK	78-81
		CB400N SUPER DREAM	78-84
		CB400A HONDAMATIC	78-83
12-90430	17211-MA6-750	CBX400F	83-86
12-91486	17210-KE7-000/010	VF400FD (NON US)	83-86
12-91400	17211-447-620	CM400A/E/T	79-81
		CB450SC	82-85
		CM450A/C/E	82-83
12-91100	17220-415-003	CX450A/C/E	82-83
		CX500C/D/A/Z	78-82
12-91100	17220-415-003	CX400/500EC	82-85
12-90410	17210-323-030	CB500	71-73
12-90744	17221-MC8-000	FT500C ASCOT	82-84
12-90320	17210-MF2-010	VF500 INTERCEPTOR	84-87
12-90710	17214-MF5-751	VT500C SHADOW	83-86
12-90712	17226-MF5-000	VT500FT ASCOT	83-84
12-90420	17210-404-670	CB550K	77-78
12-90422	17210-390-003	CB550F	76-77
12-90430	17211-MA6-750	CBX550F	81-86
12-90700	17211-460-000	CB650/C CUSTOM	80-82
12-91120	17220-ME2-000	GL650	83-86
12-90760	17216-MB2-000	VF700F	83-85
12-90500	17210-MB1-000	VF700C V45 MAGNA	84-86
		VF750C V45 MAGNA	82-83
12-90400	17211-405-000	CB750	69-74
	FOAM 3.0mm THICK	CB750A HONDAMATIC	76-78
		CB750F/K	75-78
12-90300	17211-425-000	CB750F/K	79-82
		CB750C CUSTOM	80-82
		CB750SC NIGHTHAWK	1982
		CBX750	84-86
12-90760	17216-MB2-000	VF750F	83-85
12-90300	17211-425-000	CB900C CUSTOM	80-82
		CB900F	81-82
12-90300	17211-425-000	CB1000C/F	83
12-90390	17210-MA2-000	CBX1000	80-82
12-90010	17211-431-671	GL1000 (GOLDWING)	75-80
12-90790	17216-MJ4-000	VF1000F INTERCEPTOR	84-85
		VF1000R	84-86
12-90300	17211-425-000	CB1100RB/RC/RD/F	81-83
12-90021	17211-MG9-000	GL1100 (GOLDWING)	80-83
		GL1200 (GOLDWING)	84-87
KAWASAKI			
		STREET	
12-93012	11013-1208	ZR250 (EURO/AUST)	84-89
12-92800	11013-1005	KZ400A	76-78
12-93000	11013-1002	KZ400B/C	78-79
12-92550	11013-1058	GPZ400	83
		Z400F	83-84
12-92900	11013-1013	Z400J	80-83
		ZX400C	84-87
12-93000	11013-1002	KZ440B	80-81
12-92900	11013-1013	Z500B	79-81
12-92550	11013-1058	KZ550H GPZ	82-83
12-92900	11013-1013	Z550D / GPZ550	81
		ZX550A / GPZ-UNI	84-86
		Z550G / GT550	83-86
		Z550A/B/C	79-83
		KZ550A/C/D/F/M	80-84
12-92800	11013-1005	KZ650	77-80
12-92700	11013-1025	KZ650H	78-80
		Z650F3	82
12-92944	11013-1060	KZ650H / CSR	81-83
12-92944	11013-1060	KZ700A	84
		ZN700A / LTD-SHAFT	84-85
		KZ750F/LTD-SHAFT	83
		KZ750H/L	80-83
		KZ750N / SPECTRE	82-83
		KZ750R / GPZ	82
12-92700	11013-1025	Z750E/H/L	80-82

JAPANESE

EMGO#	REPLACES OEM:	APPLICATIONS	YEARS
KAWASAKI			
		STREET	
12-92500	11013-034	Z1 - 900	73-75
12-92502	11013-058	KZ900A/B	76-77
12-92910	11013-1112	ZX900A / GPZ900R	84-86
12-92610	11013-1037	KZ1000J/K/M/R	81-83
		KZ1000P / POLICE	82-05
12-92600	11013-063	KZ1000A/B	77-81
		KZ1000C	78-81
		KZ1000D	78-80
		Z1000A	77-81
		Z1000D / Z1R	78
12-92610	11013-1037	KZ1100A/D/L	81-83
		Z1100A/R	81-86
12-92620	11013-1040	KZ1100B GPZ	81-82
		ZN1100B LTD	84-85
12-92940	11013-1074	ZX1100 GPZ	83-84
SUZUKI			
		STREET	
12-94020	13780-43400	GS550/L	83-86
12-93740	13781-45010	GS750	77-79
12-94000	13780-49200	GS750Z/D/S/T	80-83
12-93812	13780-45010	GS850G	79-81
12-93740	13781-45010	GS850G/X/Z	79-81
12-93740	13781-45010	GS1000G	80-81
12-94000	13780-49200	GS1000E/C/L/N/S/T	78-83
12-94072	13780-49310	GSX1000SZ	1982
		GSX1100E	82-83
12-93812	13780-45010	GS1100GL	81-83
12-94010	13780-00A00	GSX1100E	82-87
12-94010	13780-00A00	GS1150	84-86
YAMAHA			
		STREET	
12-95860	1A2-14451-00	RD250 (EURO)	73-79
12-95830	1L9-14451-00	XS250	78-82
12-95864	278-14451-00	RS/R5B/R5C	70-72
		RD250/350	73-75
12-95860	1A2-14451-00	RD400 (EURO)	78-79
12-95830	1L9-14451-00	XS400 / SE	77-82
12-94310	12R-14451-00	XS400R SECA/MAXIM	82-83
12-94320	2J2-14451-00	SR500	78-83
12-94378	583-14451-09	TT500 / XT500	76-81
12-94410	4U8-14451-00	XJ550	81-83
12-94322	5Y1-14451-00	XT550	82-83
12-95850	11H-14451-00	XZ550	1982
12-94440	33M-14451-00	FJ600	84-85
12-94440	4BR-14451-00	XJ600	84-92
12-94400	4H7-14451-00	XJ650 MAXIM	80-84
		XJ650 SECA	82-83
12-95522	533-14451-00	XS650	76-79
12-95524	3G1-14451-00	XS650	80-83
12-94360	42X-14451-01	XV700 Virago	84-87
12-94400	4H7-14451-00	XJ750	81-84
12-94300	4X7-14451-10	XV750/SE VIRAGO	81-83
12-95880	4E2-14451-00	XS850	80-82
12-94490	31A-14451-00	XJ900R/RK SECA	82-83
		XJ900F	84-93
12-94300	4X7-14451-10	XV920RH/RJ VIRAGO	81-82
12-94380	3TB-14451-01	XV920MK VIRAGO	83
12-94300	4X7-14451-10	XV1000 (TR1)	81-85
12-94360	42X-14451-01	XV1000 VIRAGO	83-88
		XV1100 VIRAGO	89-00
12-94450	36Y-14451-00	FJ1100	84-86
		FJ1200	86-95
12-95840	2H7-14451-00	XS1100	78-84
12-94470	26H-14451-00	XVZ12 VENTURE	83-86
OFF ROAD			
HONDA			
		OFF ROAD	
12-90588	17211-GN1-760	XR80R / 100R	85-03
12-90580	17213-437-000	XL100S	79-80
		XL125S	79-85
		XL185S	79-83
		XR185	1979
		XR200	80-84
12-90640	17213-MN1-670	XR250R	83-85
		XR350R	83-85
12-43980	17213-402-000/730	XR500	79-80
		XL500S	79-81
12-90726	17213-MG2-000	XL600R	83-87
YAMAHA			
		OFF ROAD/DUAL SPORT	
12-94378	583-14451-09	TT500	76-81
		XT500	76-81
12-94322	5Y1-14451-00	XT550	82-83

MODEL	OIL FILTERS	YEARS	ELEMENT	SPIN ON CHROME	SPIN ON BLACK	MICRO GLASS CHROME	MICRO GLASS BLACK	MICRO GLASS CHROME 17MM	MICRO GLASS BLACK 17MM	TYPE
HONDA										
CB 250 NDX-B, NB		78-82	10-30200							Street
CB 250 NDX - Super Dream		81-85	10-30200							Street
CB 250		75-85	10-30200							Street
CB 250 RSD-C, L		82-84	10-30200							Street
CBX 250 RS		83-00	10-99200							Street
CNX 250 RS		83	10-99220							Street
VT 250		82-88	10-30200							Street
XL 250 R		82-87	10-99220							Dirt
XR 250 L/R		84-04	10-99220							Dirt
XR 250R		82-04	10-99200							Dirt
CB 350		73-74	10-20300							Street
XR 350 R		83-87	10-99200							Dirt
CJ 360		78	10-20300							Street
CB 400 Hondamatic		78-83	10-30200							Street
CB 400 A, N, NA, NB, NC		75-84	10-30200							Street
CB 400/Superdream		78-84	10-30200							Street
CBX 400F		83-86	10-30200							Street
CM 400 Chopper		79-83	10-30200							Street
CX 400		82-84	10-30200							Street
VF 400 FD		83-86		10-82200	10-82210					Street
CB 450		82-86	10-30200							Street
CB 450 Twin		78-81	10-30200							Street
CM 450		81-83	10-30200							Street
500 FT Ascot		82-83	10-85800							Street
CB 500		71-76	10-20300							Street
CB 500 F Four		72-77	10-20300							Street
CBX 500		82-85	10-30200							Street
CX 500		78-84	10-30200							Street
GL 500I Silverwing/Interstate		81-82	10-30200							Street
VF 500/Magna		84-87		10-82200	10-82210					Street
VT 500 Ascot		83-84		10-82200	10-82210					Street
VT 500 Shadow		83-86		10-82200	10-82210					Street
VT 500 Eurosport		83-88		10-82200	10-82210					Street
XBR 500 F, FG, FH, G, SJ, SH		85-88	10-99200							Street
XR 500 R		81-92	10-99220							Dirt
CB 550 F1-F4		75-80	10-20300							Street
CB 550 SC		82-83	10-20300							Street
CBX 550 FC, F2, F2C		82-85	10-30200							Street
XL 600		83-88	10-99200							Dirt
CB 650 C, LC, SC, SCC		80-92	10-20300							Street
CX 650 C, ED, TC		83-86	10-30200							Street
GL 650 Silverwing		83-86	10-30200							Street
CB 700 Nighthawk		84-86		10-82200	10-82210					Street
VF 700 F/S		84-85		10-82200	10-82210					Street
VF Magna 700		84-87		10-82200	10-82210					Street
VT 700 Shadow		84-87		10-82200	10-82210					Street
CB 750		69-83	10-20300							Street
CB 750		84-86		10-82200	10-82210					Street
CB 750 A Hondamatic		76-78	10-20300							Street
CBX 750		84-86		10-82200	10-82210					Street
VF 750 Magna		82-83		10-82200	10-82210					Street
VF 750 S V45 Sabre		82-83		10-82200	10-82210					Street
VT 750		84-87		10-82200	10-82210					Street
CB 900 Custom, Supersport		80-82	10-20300							Street
CB 1000		83	10-20300							Street
CBX 1000 ProLink		78-80	10-20300							Street
GL 1000 Gold Wing		75-80	10-20300							Street
VF 1000 F, R		84-86		10-82200	10-82210					Street
CBX 1000/1050		79-82	10-20300							Street
CB 1100 F		81-83	10-20300							Street
GL 1100 Gold Wing		80-85	10-20300							Street
VF 1100 C Magna, Sabre		82-86		10-82200	10-82210					Street
GL 1200 Gold Wing		84-87	10-20300							Street

MODEL	OIL FILTERS		YEARS	ELEMENT	SPIN ON CHROME	SPIN ON BLACK	MICRO GLASS CHROME	MICRO GLASS BLACK	Miicro GLASS CHROME 17MM	MICRO GLASS BLACK 17MM	TYPE
KAWASAKI											
KZ 200			77-83	10-30000							Street
KL 250			78-05	10-30000							Dirt
KLX 250 B			79-82	10-30000							Dirt
KZ 250			80-83	10-30000							Street
KZ 305/ CSR			82-88	10-73900							Street
EX 350 GPZ			83-97	10-73900							Street
KZ 400			74-83	10-20300							Street
Z 400			78-83	10-20300							Street
KZ 440			80-88	10-20300							Street
KZ 550 All Models			77-84	10-20300							Street
ZX 550 GPZ			84-86	10-20300							Street
Z550 GT550			79-01	10-20300							Street
KLR 600			84-86	10-30000							Dual
KZ 650			77-80	10-20300							Street
Z650			77-80	10-20300							Street
VN 700			84-85		10-82200	10-82210					Street
ZN 700 LTD			84-86	10-20300							Street
GPZ 750 R			85-86	10-20300							Street
GPZ 750 A			83-88	10-20300							Street
KZ 750 LTD			80-84	10-20300							Street
KZ 750B Twin			76-83	10-24400							Street
Z 750			80-82	10-24420							Street
ZX 750 Turbo			83-85	10-20300							Street
KZ 900 LTD			76-77	10-24400							Street
KZ 900			73-75	10-20300							Street
ZX 900 A			84-86	10-20300							Street
KZ 1000 A-E			77-80	10-24400							Street
KZ 1000			81-05	10-20300							Street
Z 1000			74-81	10-24400							Street
ZX 1000 A			83-90	10-20300							Street
GPZ 1100 B			81-82	10-20300							Street
KZ 1100			81-83	10-20300							Street
ZN 1100 LTD			84-86	10-20300							Street
KZ 1300			79-83	10-24400							Street
ZN 1300			83-88	10-24400							Street
SUZUKI											
DR 100			83-90	10-84200							Dirt
SP 100			83	10-84200							Dirt
CN 125			83-87	10-84200							Street
DR 125			80-85	10-84200							Dirt
GN 125			82-83	10-84200							Street
GS 125 (Drum Brake)			79-82	10-84200							Street
GSM 125 (Disc Brake)			83-00	10-84200							Street
SP 125			82-85	10-84200							Dirt
DR 250			82-88	10-99300							Dirt
GN 250			82-00	10-99300							Street
GS 250			79-81	10-29800							Street
GSX 250			76-01	10-29800							Street
SP 250			82-85	10-99300							Dirt
GS 300 L			82-85	10-29800							Street
GN 400			80-82	10-99300							Street
GS 400 S, C, EC, EN			77-79	10-29800							Street
GSX 400			81-86	10-29800							Street
GSX 400 (2-Cylinders)			81-85	10-29800							Street
GSX 400 (Japan)			82-90	10-29800							Street
GS 425			77-79	10-29800							Street
GS 450			79-88	10-29800							Street
DR 500 /D/S			81-84	10-85900							Dirt
SP 500			81-83	10-85900							Dual
GSX 550E			83-87	10-29800							Street
GS 550 Katana			81-82	10-29800							Street
GS 550 L Chopper			78-86	10-29800							Street
GS 550 (Disc Brake)			78-82	10-29800							Street

MODEL	OIL FILTERS	YEARS	ELEMENT	SPIN ON CHROME	SPIN ON BLACK	MICRO GLASS CHROME	MICRO GLASS BLACK	MiCRO GLASS CHROME	MiCRO GLASS BLACK	TYPE
								17MM	17MM	
SUZUKI										
GS 550 (Drum Brake)		77-79	10-29800							Street
GS 650E/G/GL/M		81-84	10-29800							Street
GR 650 Tempter		83-85	10-29800							Street
XN 85 650 Turbo		83	10-29800							Street
GS 700E/GS		85-86	10-29800							Street
GS 750		77-83	10-29800							Street
GS/GSX 750 E		80-82	10-29800							Street
GSX 750/ES		80-86	10-29800							Street
GS 850		77-83	10-29800							Street
GS 1000 E/S/G/H		78-84	10-29800							Street
GSX 1000 Katana		82-84	10-29800							Street
GS 1100		80-83	10-29800							Street
GS 1100 E/ES/S		82-83	10-29800							Street
GS 1100 ET-X/LT		80-81	10-29800							Street
GSX 1100 E/S		80-86	10-29800							Street
GS 1150		83-86	10-29800							Street
YAMAHA										
SR 125		81-83	10-79110							Street
SR 125 SE		80-99	10-79110							Street
XT 125		82-83	10-79110							Dual
XC 180 Riva		83-85	10-79100							Scooter
SR 185		81-82	10-79110							Street
XT 200		82-83	10-79110							Dual
SR 250 SE		79-84	10-79100							Street
SR 250 T Exciter		80-82	10-79100							Street
TT 250		80-82	10-79100							Dirt
XS 250		78-82	10-28401							Street
XT 250		80-84	10-79100							Dual
XS 360		76-77	10-28401							Street
XS 400		77-83	10-28401							Street
XS 400 DOHC		82-83	10-28401							Street
XT 400 4 Valve		83-84	10-79100							Dual
XT 400		81-82	10-79100							Dual
XZ 400 D		81-82	10-79100							Street
SR 500		78-00	10-79100							Street
TT 500		76-81	10-79100							Dirt
XT 500		76-83	10-79100							Dual
XV 500 Virago		83-84	10-79100							Street
XJ 550 Seca/Maxim		81-85	10-28401							Street
XZ 550 Vision		82-83	10-79100							Street
FJ 600		84-85	10-28401							Street
TT 600		83-92	10-79100							Dirt
XJ 600		84-91	10-28401							Street
XT 600Z Tenere		83-91	10-79100							Dual
TT 600		83-92	10-79100							Dirt
XJ 650 Maxim All Models		80-84	10-28401							Street
XJ 650 Seca		82-83	10-28401							Street
XJ 650 Turbo		82-85	10-28401							Street
XS 650		80	10-28401							Street
XV 700 Virago All Models		84-87	10-79100							Street
XJ 750 Maxim, Seca		81-84	10-28401							Street
XS 750/S		77-79	10-28500							Street
XV 750 Virago All Models		81-99	10-79100							Street
XS 850 L,S		80-81	10-28500							Street
XJ 900 Seca		82-93	10-28401							Street
XV 920 M/R Virago		81-83	10-79100							Street
XV 1000 Virago All Models		81-85	10-79100							Street
FJ 1100		84-85	10-20300							Street
XJ 1100 J/Maxim		82	10-28500							Street
XS 1100		78-81	10-28500							Street
XVZ 1200 Venture		83-87	10-28500							Street



83-88002



83-88020



83-88083



83-88082

Model	STEEL			Replaces OEM	FOLDING
	Years	ALUM. S/A	EMGO #		NON FOLDING F/NF
HONDA					
Z50 / Mini Trail	69-00	S	83-88002		NF
MR50 (CHROME)	74-76	S	83-88002	24701-107-700	NF
CT70 Trail 70	70-76	S	83-88002		NF
SL70 / XL70 (CHROME)	71-76	S	83-88002	24701-107-700	NF
XR75 / XR80 (CHROME)	73-79	S	83-88002	24701-107-700	NF
CB/CL/SL100/125 (CHROME)	71-78	S	83-88002	24701-107-700	NF
XL125/185	79-83	S	83-88081	24700-437-000	F
CR125R	83-89	S	83-88040	24700-K56-700	F
CR250R	84-87	A	83-88036	24700-KA4-730	F
CR250R	84-03	S	83-88041	24700-K57-700	F
CR250/450/480R	81-83	S	83-88061	24700-KA4-710	F
CR500R	84-01	S	83-88041	24700-K57-700	F
CR500R	84-89	A	83-88036	24700-KA4-730	F
XL500/500S	ALL	S	83-88010	24701-KN1-000	NF
CB500	Early	S	83-88010	24701-KN1-000	NF
CB750F/900F	82	S	83-88010	24701-MC3-670	NF
CB1100F	83	S	83-88010	24701-MC3-670	NF
KAWASAKI	Years	S/A	EMGO #	Replaces OEM	F/NF
KX60	83-03	S	83-88050	13242-1210	F
KX80	83-90	S	83-88050	13242-1205	F
KX125/250	83-93	S	83-88051	13156-1240	F
KZ400H	1979	S	83-88020	13242-1019	NF
KZ440 A/D (LTD)	80-83	S	83-88020	13242-1019	NF
KZ550A	80-83	S	83-88020	13242-022	NF
KZ650B/C/D/E/F	77-80	S	83-88020	13242-022	NF
KZ750E	80-82	S	83-88020	13242-022	NF
Z1 900 / KZ1000	72-80	S	83-88028	13242-006	NF
SUZUKI	Years	S/A	EMGO #	Replaces OEM	F/NF
TM100 / RM100	74-78	S	83-88083	25600-16500	F
TM125 / RM125	73-78	S	83-88083	25600-16500	F
TM250	72-75	S	83-88083	25610-41100	F
RM250	82-88	S	83-88085	25600-14311	F
RM370	76-77	S	83-88083	25610-41100	F
TM400 / TS400	71-77	S	83-88083	25600-16500	F
RM465	81-82	S	83-88085	25600-14311	F
RM500	83-84	S	83-88085	25600-14321	F
YAMAHA	Years	S/A	EMGO #	Replaces OEM	F/NF
YZ80	84-02	A	83-10172	2HF-18110-02-00	F
YZ100	82-83	S	83-88072	24X-18101-01-00	F
YZ125	80-85	S	83-88072	24X-18101-01-00	F
IT175 / IT200	80-86	S	83-88072	24X-18101-01-00	F
IT 250	77-83	S	83-88082	1W6-18110-00-00	F
YZ 250	78-79	S	83-88082	1W6-18110-00-00	F
IT 490	83-84	S	83-88082	1W6-18110-00-00	F
YZ 490	84-90	S	83-88070	23X-18110-01-00	F
650 MAXIM	ALL	S	83-88010	4H7-18111-00-00	NF
XS1100	ALL	S	83-88010	2H7-18111-00-00	NF



**72-06690
KAWASAKI
LIFT HANDLE**
REPLACES OEM:
32109-1004
FITS Z1000,
Z1-R, H, MKII



75-72230
**CHROME FRONT
FENDER.
FOR KAWASAKI**
RPLCS KAWASAKI OEM:
35003-015
FITS: Z1, A, B 1973-1975
KZ900A 1976-1977
KZ1000A 1977-1978



**CHROME FRONT
FENDER.
FOR KAWASAKI**
75-72232
RPLCS KAW. OEM: 35004-1047
35004-1012, 35003-019.
FITS: KZ550 LTD 80-83, KZ550 SHAFT 83-84,
KZ650 CSR 81-83, KZ750 LTD SHAFT 83,
KZ750 SHAFT II 1980, KZ750 H1-H4 LTD 80-83,
KZ750 LTD BELT 83, KZ750 CSR TWIN 82,
KZ900 LTD 76, KZ1000 LTD 77-80,
KZ1000 LTD 81-82, KZ1000CSR 82-83,
KZ1100 LTD SHAFT 83.

**SIDE STAND
FOR
KAWASAKI**

83-61642

WITH SPRING,
PIVOT BOLT,
AND NUT,

RPLCS OEM:
34024-038/060
FITS: Z1, Z1A,
Z1B KZ 900



75-72231
**CHROME REAR FENDER.
FOR KAWASAKI**
RPLCS KAWASAKI OEM:
35022-072
FITS: Z1, A, B 1973-1975
KZ900A 1976-1977
KZ1000A 1977-1978



75-72233
**CHROME REAR FENDER.
FOR KAWASAKI**
RPLCS KAWASAKI OEM:
35022-151
FITS: KZ900B1 1976



**72-90851
KAWASAKI
GRAB RAIL**
REPLACES OEM:
35032-022
FITS: Z1 1973-1975
KZ900 1976-1977
KZ1000 1977-1980



54-05414



83-30850
KAWASAKI KZ/Z1 BRAKE PEDAL
FITS: Z1/KZ KZ900 A4
1972-76
REPLACES OEM:
43001-044



54-05452
REPLACEMENT RIDER AND PASSENGER
FOOTPEGS WITH RUBBER FOR Z1, KZ900 AND KZ1000

54-05430
**YAMAHA XS650
PASSENGER
FOOTPEG**
REPLACES OE:
447-27433-00-00



FITS: SR250 80-82, XS400 77-83,
XS500 75-78, XJ550 81-83, XZ550 82-83,
FJ600 84-85, TX650A 74, XS650 75-83,
XS750 1977

KAWASAKI Z1/KZ900 REAR BRAKE ROD ASSEMBLY



75-83820
REAR BRAKE ROD ASSEMBLY, ZINC PLATED

INCLUDES ALL PARTS PICTURED

75-83821
REAR BRAKE ROD ASSEMBLY STAINLESS STEEL

REAR BRAKE ROD ASSEMBLY COMES IN ZINC PLATED AND
STAINLESS STEEL. REPLACES OEM: 43011-017,
FITS: 1973-1975 KAWASAKI Z1, A, B
1976 -1977 KAWASAKI KZ900 A4, A5

FENDERS, SIDESTAND, BRAKE PEDAL, HANDRAIL, PASSENGER PEGS, BRAKE ROD ASSEMBLY

JAPANESE

HONDA



83-61610

HONDA



83-61613

83-61617

HONDA




83-61615

KAWASAKI
83-61640



EMGO#	DESCRIPTION	FITTINGS	REPLACES OEM#
FOR HONDA			
83-61610	KICKSTART LEVER	CT70	ALL
		CT90	ALL
		CS90	ALL
83-61611	KICKSTART LEVER	XL250S '78-'79	28300-428-000
		XL250S '80-'81	28300-428-871
		XL250R '82-'83	28300-428-871
		XR250 '79	28300-428-000
		XR250 '80	28300-428-871
		XR250R '81-'82	28300-428-871
83-61612	KICKSTART LEVER	XR250R '84-'85	28300-KK0-000
		XL250R '84-'86	28300-KK0-000
		XL350R '84-'85	28300-KF0-000
		XR350R '83-'84	28300-KF0-000
		XL500S '79	28300-429-000
		XL500S '80-'81	28300-435-770
		XL500R '82	28300-435-770
		XR500R '83-'84	28300-KT1-000
		XL600R '82-'84	28300-KF0-000
83-61613	KICKSTART LEVER	CG125A/B/C/E/F/G	28300-397-000
83-61614	KICKSTART LEVER	XL125S '79-'82	28300-437-000
		CT125 '77	28300-365-671
		XL125S '79	28300-437-000
		XL125S '80-'82	28300-437-770
		XL185S '79	28300-437-000
		XL125S '80-'83	28300-427-770
		XL200R '83-'84	28300-427-770
		XR200 '80-'84	28300-427-770
		XR200R '86-'93	28300-KT0-670
83-61615		CT110 '80-'86	28300-459-000
83-61617		Z50 / Mini Trail	28300-120-000
EMGO#	DESCRIPTION	FITTINGS	REPLACES OEM#
FOR KAWASAKI			
83-61640	KICKSTART LEVER	KE125 '80-'83	13064-1027
		KDX175 '80-'82	13064-5005
		KE175 '80-'83	13064-1027
		KDX250 '80	13064-5005
		KDX250 '81-'82	13064-1033
		KDX250 '83	13064-1103
		KL250 '78-'79	13064-1020
		KL250 '80-'83	13064-1027
		KLX250 '79-'80	13064-1027
		KX250 '80-'81	13064-5005
		KX250 '82	13064-1033
		KX250 '83	13064-1038
		KX250 '84-'86	13064-1105
83-61641	KICKSTART LEVER	AR50	13064-1167
		AR80	13064-1167

EMGO#	DESCRIPTION	FITTINGS	REPLACES OEM#
FOR SUZUKI			
83-61620	KICKSTART LEVER (16MM FINE SPLINE)	RM100 '76 SP100 83-84 DR125 '79-'81 SP125 '82-'83 TS125 '77-'81	26300-29302 26300-29302 26300-29302 26300-05213 26300-29302
83-61621	KICKSTART LEVER (20MM COARSE SPLINE)	RM125 '79 DR250 '82-'85 SP250 '82-'83 DR370 '78-'79 RM400 '80 SP370 '78-'79 DR400 '80 SP400 '80 GN400 '80-'82 DR500 '81-'83 SP500 '81-'83	26300-40203 26300-38201 26300-32401 26300-32401 26300-32401 26300-32401 26300-32401 26300-32401 26300-37301 26300-37401 26300-37401
FOR YAMAHA			
83-61600	KICKSTART LEVER	JT1/2 Mini Enduro 60 DT80, 82-83 GT80 '73-79 MX80 '80-'82 YZ80 '74-'80	2A3-15620-00-00 2A3-15620-00-00 2A3-15620-00-00 2A3-15620-00-00 2A3-15610-00-93
83-61630	KICKSTART LEVER	DT125 '78-'79 DT 125 '80-'81 DT175 '78-'81	2A6-15611-01-00 2A6-15620-01-00 2A6-15611-00-00
83-61632	KICKSTART LEVER	YZ80 '80-'92 YZ60 '81-83	4V0-15620-00-00 4V0-15620-00-00
83-61633	KICKSTART LEVER	TT500 '77-'81 NEW! XT500 '77-'81 SR500 '78-'81 TX650 73 XS1/2 70-72 XS650 '74-'83	1JN-15610-00-00
83-61634	KICKSTART LEVER	DS7/LT2 '72 RD125 75-76 RD200 74-76 YZ250/360 74-75 RD250 '73-'77 R5 350 '70-'72 RD350 '73-'75 RD400 '76-'78 TX500 '73-'74 XS500 '75-'78 XS750 '77-'78	278-15611-00-00



KICKSTART LEVERS/REPLACEMENT RUBBER

JAPANESE

YAMAHA REPLICA 7" CHROME HEADLIGHT



66-65026

WITHOUT LIGHT

66-65024

WITH LIGHT

**INCLUDES SHELL, RIM,
LIGHT UNIT WITH/WITHOUT
60/55W H4 12V P43T BULB,
RUBBER MOUNTING BUSHINGS
AND WIRING GROMMETS.**

REPLACES OEM: 584-84310-60-00

FITS: XS650, XS750, XS850,

HONDA TYPE 6-1/4" REPLACEMENT HEADLIGHTS



66-64310

66-64313

**THESE GOOD LOOKING, INEXPENSIVE
REPLACEMENT HEADLIGHT UNITS ARE
AVAILABLE IN CHROME OR GLOSS BLACK
WITH CHROME RIMS.
FORK EARS MOUNTING HOLES.**

**66-64310 CHROME HEADLIGHT ASSEMBLY WITH
QUARTZ LIGHT UNIT, WITHOUT BULB**

**66-64312 CHROME HEADLIGHT ASSEMBLY WITH
QUARTZ LIGHT UNIT, WITH 12V 60/55W H4 BULB**

**66-64313 GLOSS BLACK HEADLIGHT
ASSEMBLY WITH QUARTZ LIGHT UNIT,
WITH 12V/55W H4 BULB.**

66-64315 LENS ONLY

**66-64316 QUARTZ LIGHT UNIT WITHOUT BULB
(REFLECTOR AND GLASS LENS ONLY)**

**66-64317 QUARTZ LIGHT UNIT WITH 12V 60/55W
H4BULB (REFLECTOR AND GLASS LENS WITH H4 BULB**

REPLACEMENT H4 BULBS:

48-67700 12V 60/55W H4 P43T BASE TYPE, (10 PACK)

48-67701 12V 100/90W H4 43T BASE TYPE, (10 PACK)

**7" COMPLETE
HEADLAMP ASSEMBLY**



66-65020

**THIS IS THE SAME SHELL/RIM
AS 66-65040 (KAWASAKI Z1/KZ
STYLE) BUT ALSO INCLUDES A
HEADLAMP UNIT WITH 12V H4
60/55W H4 BULB
AND PARKING LIGHT, E-MARKED.
THE MOUNTING HOLES
ARE 10MM INSTEAD OF 8MM.**

**REPLACEMENT 7" HEADLIGHTS AVAILABLE IN 3-FINISHES
LIGHTS ARE SHOWN ASSEMBLED WITH REFLECTOR AND LENS**



3 GOOD LOOKING FINISHES! MATTE BLACK CHROME, & CARBON

Finish	Universal Fit	Kawasaki Fit
Black	66-65010	66-65012
Chrome	66-65040	66-65042
Carbon	66-65050	66-65052

**OUR 7" HEADLIGHT IS AVAILABLE IN 2 STYLES AND 3
FINISHES. EACH UNIT COMES W/ RIM AND RETAINER SO YOU
ONLY HAVE TO ADD THE LIGHT UNIT. OUR UNIVERSAL MOUNT
HAS 13.5MM SIDE MOUNTING HOLES, WHILE OUR KAWASAKI
STYLE MOUNT HAS OE OBLONG SIDE MOUNTING HOLES.
REPLACES KAWASAKI OEM# 23005-1016/23006-038**



LIGHT UNITS
STANDARD OR FLAT LENSES.
7" (178MM) SOLD EACH,
AVAILABLE ONLY FROM
OUR ATLANTA WAREHOUSE.
TYPE (LENSES) 7"
***FLAT W/H4 BULB 66-75804A**
STANDARD W/H4 BULB 66-75806A
***LIGHT UNIT FOR USE W/P43T H4 BULB**



HEADLIGHT BRACKETS
66-35860
SOLD AS A PAIR
FOR KAW. Z1
REPLACES OEM:
L/ 44033-046
R/ 44034-046
FOR MOUNTING HARDWARE SEE PAGE 64
66-35881, 66-35882, 66-35883

HONDA	OEM 33101-300-673, Fits most CB models thru 1976	66-64300	66-64330
HONDA	OEM 33101-422-671, 33101-460-671, 33101-425-871, Fits CB650/C/SC, CB750C/F/K/L 79-82; CB750SC Nighthawk 82-83, CB900C/F 80-82; CBX 79-80 and GL1100 80-82	66-64435	66-64334
KAWASAKI	OEM 23006-038, Fits KZ550 80-83; KZ650 78-79; KZ650 H/E 80-83; JZ750B 76-79; KZ750E/G/H/M 80-83; KZ1000A/B/G/J/M 77-83 AND KZ1100A 81-83	66-65000	66-65030
KAWASAKI	OEM 23006-044, Fits KZ250W1 83; KZ305 1-82; KZ400B/C/H 78-79; KZ440A/B/C2/D/G1 80-83	66-65100	

OEM REPLICA REPLACEMENT CHROME HEADLIGHT RIMS AND RIM/RETAINER



66-65000

HONDA REPLICA 62-20230

REPLACES OE: 33702-MC4-671
33702-MGR-305
FITS: NS50F 1990, NPS50 03-16, NQ50 84-87, ZB50 1988, NB50M 1983CT70 91-94, XL80 83-85, XL100 83-85, XL185 1983, XL200 83-84, PS250 AC 2006, XR250L 91-96, TLR200 86-87, CRF230L 08-09, CRF230M 2009, XL250R 83-87, XL350R 84-85, CB400F 1989, XL500 1982, GB500 1990, XL600 83-87XR650L 93-09, VF750C 94-03, VT750DC 01-07



SUZUKI REPLICA TAILLIGHT LENS 62-06130

REPLACES OE:35212-49031
FITS: GS5501982, GS650 81-83, GS750E/ES 1983, GS7001985, GS850G79-83, GS100078-82,



HONDA REPLICA 62-06330

REPLACES OE: 33702-422-671
FITS: GL500 81-82, GL650 83 CB750F79-82, CB90081-82, GL1000 1979, GL1100 80-83,



KAWASAKI REPLICA TAILLIGHT LENS

62-19330


RPLCS OEM:23026-034
FITS: KZ650/750, 1000 ZR



KZ/ZR TAILLIGHT LENS

KAWASAKI REPLICA TAILLIGHT 62-47613 LENS ONLY

62-47610 COMPLETE TAILLIGHT ASSEMBLY



Z1/A/B TAILLIGHT LENS

KAWASAKI REPLICA TAILLIGHT LENS

62-47630

RPLCS OEM: 23026-023, 23026-027
FITS: KE100 A8/A9/A10, KM100 A4, KH100A2/A3/A4/G2, KH250/400A3/A4

REPLACES OEM: 23026-022
FITS: F6125 71-76, F7 175 71-73, G3SS 70-73, G5100 1972, 64TR (TRAIL BOSS) 70-73, H1 MACH III 1969, H1C/D/E/F 72-75, H2 MACH IV 74-75, KH500 1976, KV100 1976, S2 MACH III 1973.

YAMAHA REPLICA TAILLIGHT ASSEMBLIES


TAILLIGHT ASSEMBLIES FOR VINTAGE JAPANESE



62-39400

FITS:
RZ350L/N/NC/NCII 84-85

REPLACES YAM OE: 29L-84540-00
31L-84540-00



YAMAHA REPLICA ASSEMBLY

62-22140 ASSEMBLY

62-22143 LENS

REPLACES OEM:

3G1-84710-60-00, 3G1-84711-60-00

LENS OE: 1A8-84721-61-00

Fits: RD250/400C 79, XS250, XS400 80-81,

XS650 78-84, XS750, XS850 80-81,

XS1100 80-81

62-49720
FITS: 74-75 RD200,
73-75 RD250/350,
71 XS1B, 72 XS2,
73-74 TX650,
75-79 XS650
(NOT CUSTOM MODELS)
73-75 TX750
REPLACES OE:
306-8471-60-00,
TAILLIGHT BRACKET
341-84751-61-93



62-49721

TAILLIGHT ONLY

(SAME APPS AS 62-49720)

REPLACES OE: 306-84710-60/61-00, 306-84711-60-00,

62-49730

TAILLIGHT LENS ONLY

REPLACES OE: 275-84521-60-00, 341-84721-60-00

62-49722

TAILLIGHT BRACKET ONLY

FITS: RD60 73-75, GT 80 74-76, DT100 74-76,
RS100 75-76, DT125 74-76, RD 125 75-76,
DT175 74-76, AT1C 71, AT2 72, AT3 73, CS3 71,
CS5 72, CT1 71, CT2 72, CTS 73, GS6 70-71, G7S 72,
GT1 73, HS1 70-71, HT1 70-71, LS2 72, LT2 72,
LT3 73, RD200 74-76, DS7 72, DT1E 71, DT2 72,
DT3 73, DT250 74-76, RD250 73-75, R5 70-72,
RD 350 73-75, DT360 74, RT1 70-71, RT2 72,
RT3 73, DT400 75-76, TX 500 73-74, XS500 75,
XT 500 76, TX650, 73-74, XS1 70-71, XS2 72
75-79 XS650 (NOT CUSTOM MODELS) 73-74 TX750
REPLACES OE: 341-84751-61-93, 1E6-84551-61-35,
437-84551-61-20, 444-84751-60-20

YAMAHA REPLICA ASSEMBLY

62-22100 12V

62-22610 6V

62-22103 LENS 12V



REPLACES OEM:

1W9-84710-60/61-00

FITS: SR500 78-81, XS650 78-80,

XS750 78-70, XS1100 1979,

DT200 86-88DT200R 89-90, 95-

96, TW200 87-03, XT225 92-05,

TDR250 89-90, XT 250 84,

XT350 85-00 XT6000 84-89,

XT600E 90-95

6V

REPLACES OEM:

1M1-84510-60-00

FITS: DT50 88-90, YSR50 87-90,

GT80 78-79, DT100 77-83,

DT125 78-81, DT175 79-81,

DT250 77-79, DT400 77-78,

XT500 77-81

LENS ONLY

LENS OEM: 1M1-84521-60-00

FITS: CA50 RIVA 83-86,

CE50 86-87, CG50 JOG 89-95,

DT50 88-91, LC50 80 UP,

MJ50 82 UP, QT50 79-87,

SH50 RAZZ 88-01, YSR50 87-92,

CV80 RIVA 83-87,

DT80 82-83, GT80 78-80,

LB80 CHAPPY/CHAMP 1977,

DT100 77-83, DT125 78-81,

XT125 82-83, DT175 79-81,

SR185 81-82, TW200 87-03,

XT225 92-05, DT400 77-78

SR500 78-81, XT500 77-81,

XT600 84-95, XS650 78-80,

XS750 78-79, XS1100 79

JAPANESE

REPLACEMENT TURN SIGNAL STEMS



EMGO #	Type	Length	OEM Ref.	Fig.
68-77925	Short	25mm		
68-77940	Medium	40mm	90154-341-670	
68-77960	Long	60mm		A
68-77965	Short	65mm	33607-323-670	
68-77912	Long	125mm		B
68-77910	Long	100mm		C
68-77919	Honda GL	19mm		D
68-77930	Short	30mm	23078-001	E
68-77995	Long	95mm		
68-77968	Yamaha	68mm	4X7-83328-00 5A8-83318-00	F

EARLY HONDA CB TYPE TURN SIGNALS.

**60-36110 ASSEMBLY
60-36130 LENS
48-66806 6 VOLT BULB
48-66812 12 VOLT BULB**
SINGLE FILAMENT EARLY HONDA
CB/CL/XL/MT ETC.
OEM REPLACEMENT TYPE



TURN SIGNAL. THESE TURN SIGNALS ARE SUPPLIED WITH A 12 VOLT BULB. SOME POTENTIAL APPS. WILL REQUIRE A 6-VOLT BULB CASE QTY 50.

STREET TURN SIGNALS	O.E.M. #
CT70K (73-79) 6V	33400-056-679
XL70K (74-76) 6V	33400-056-679
XL75 (77-79) 6V	33400-056-679
CT90 (74-79) Trail 90 6V	33400-056-679
S 90(73) 6V	33400-056-679
ST90K (73-75) 6V	33400-056-679
CB100K (70-72) Supersport 100 6V	33400-056-679
CL100K2(72) Scrambler 100 6V	33400-056-679
CL100S2-S3 (72-73) Scrambler 100 6V	33400-056-679
SL100K2 (71) Motor Sport 100 6V	33400-056-679
XL100K (74-79) 6V	33400-056-679
CB125S (73-79) 6V	33400-056-679
MT125K (76) Elsinore 6V	33400-361-670
XL125K (74-78) 6V	33400-056-671
XL175K (74-78) 6V	33400-056-671
CB175K (69-73) Super Sport 175 12V	33400-292-670
CD175/K3 (68, 70) 6V	33400-056-671
CL175K (68-73, 75) Scrambler 175	33400-292-670
CM185T (78-79) Twinstar 6V	33400-361-670
CB200/T (74-76) 12V	33600-306-679
CL200 (74) Scrambler 200 12V	33600-300-000
CM200T (80-82) Twinstar 6V	33400-413-003
MT250/K/76 (74-76) Elsinore 6V	33400-361-670
XL250K (72-76) Motorsport 250 6V	33400-361-679
CB350F/F1 350 Four (72-74) 12V	33400-292-679
CB350G Super Sport 350 (73) 12V	33400-292-679
CB350K Scrambler 350 (68-73) 12V	33400-292-679
CL350K (68-73) 12V	33400-292-679
XL350 (74-78) 6V	33400-356-671
CB360T/G (74-76) 12V	33400-341-702
CJ360T (76-77) 12V	33400-341-702
CL360K (74-75) Scrambler 360 12V	33400-341-702
CB400A Hondamatic (78) 12V	33400-413-671
CB400T Hawk (78-81) 12V	33400-413-671
CB400TI/TII Hawk (78-79) 12V	33400-341-702
CM400A/T (79-81) 12V	33400-413-671
CM400C Custom (81) 12V	33400-413-671
CM400E (80-81) 12V	33400-413-671
CB450K Super Sport 450 (68-74) 12V	33400-292-670
CB450T Hawk (82) 12V	33400-413-881
CL450K Scrambler (69-73) 12V	33400-292-679
CL450K Scrambler (75) 12V	33400-292-679
CM450A/C/E(82-83) 12V	33400-413-671
CB500K 500 Four (71-73) 12V	33400-292-679
CX500 (78) 12V	33400-413-671
CB750K 750 Four (69-74) 12V	33400-292-679



TURN SIGNAL STEMS TURN SIGNAL FOR CLASSIC HONDA

JAPANESE

TURN SIGNALS

TURN SIGNAL ASSEMBLIES

NOT D.O.T APPROVED

EMGO#	DESCRIPTION	APPS HONDA
60-39212	T/S Hon R/H Front 33400-GN2-671	NB50/M 85-86
60-39214	T/S Hon L/H Front 33450-GN2-671	NB50/M 85-86
60-52711	T/S Hon R/H Front 33400-167-602	MBX50 85-88, MTX50 82-84, ZB50 88-91, MBX/MTX80 83-87
60-52712	T/S Hon L & R Rear 33650-167-603	MBX50 85-88, MTX50 82-84, ZB50 88-91, MBX/MTX80 83-87
60-52730	T/S Hon Lens Only 33402-195-013	MB5 82, NA50 Express/II 81-83, NQ50 84-86, NU50 Urban Express 82-83, NX50M Express SR 81-82, PA50II Moped 81-83, TG50M 85-86, C70 Passport 81-83, CT70 Trail 70 81-82, XL80S 81-85, XL100S 81-85, CT110 Trail 110 81-86, XL125S 81-85, XL185S 83, XL200R 83-84
60-36140	T/S Hon F & R 33600-292-611 Polished	ST50 72-73, Z50A Monkey 71-79, ST70 75-77, CB125J 75-81, CB125K 72-76, SL/TL125K 72-77, XL125K 75-77, CB250K 68-75, CB350F 73-74, CB360G 75, CB400F 75-79, CB450K 68-75, CB500F 70-76, CB500T 74-78, CB550F 75-80, CB750K 69-76.
60-36141	T/S Hon F & R 33600-292-611 Black	ST50 72-73, Z50A Monkey 71-79, ST70 75-77, CB125J 75-81, CB125K 72-76, SL/TL125K 72-77, XL125K 75-77, CB250K 68-75, CB350F 73-74, CB360G 75, CB400F 75-79, CB450K 68-75, CB500F 70-76, CB500T 74-78, CB550F 75-80, CB750K 69-76.
60-36134	T/S Hon Lens only Amber	FOR 60-36140 / 60-36141
60-21000	T/S HON L/H Front 33350-437-671	XL125S 79, XL185S 79-82
60-21050	T/S HON R/H Front 33300-437-671	XL125S 79, XL185S 79-82
60-21300	T/S HON Rear L & R 33500-437-671	XL125S 79, XL185S 79-82
60-20620	Turn Signal Hon F/R 33450-KE2-601 (D)	CM250C 82-83, CB450SC 82-83
60-20630	T/S Hon Lens only 33450-KE2-601	CM250C 82-83, CB450SC 82-86
60-36120	T/S Front & Rear Hon 33402-341-702 (D)	CB360/G 74, CB360T 75-76, CL360K 74-75, CB400A 78, CB350G 73, CB350K 68-73, XL350 74-78, CB400 Hawk 78-81, CM400A/T 79-81, CM400C/E 80-81, CB450K 68-74, CB450T 82, CM450 82-83, CB500K 71-73, CX500 78, CB550K 74.
60-38941	T/S Hon R/H Front 33400-KFO-650 (Euro)	XR350R 83-86, XR500R 83-84, XR200R 84-87, XR600R 85-91,
60-38942	T/S Hon L/H Front 33450-KFO-650 (Euro)	XR350R 83-86, XR500R 83-84, XR200R 84-87, XR600R 85-91
60-36210	T/S Hon F/R 33650-377-671(S) U.S. Models	CB400F 77, GL1000 77, CB650/C/SC 80-82, CB750C/SC 80-83, CB900C 80-82.
60-36220	T/S Hon F/R 33400-377-671(D) U.S. Models	CB400F 75-77, CB550F 75-78, CB750A/F 75-78, GL1000 75-78, CX500/C/D 79-82, CB900C 80-82.
60-36230	T/S Lens Hon Amber 33402-377-671	CB400F 75-77, CB550F/K 77-78, CB750A/F 75-78, GL1000 75-78, CX500/C/D 79-82, CB900C 80-82.
60-36235	T/S Lens Hon Red 33402-377-671	FT500 (Ascot) 82-83
60-51552	T/S Hon Front R/H (D) 33400-MC8-679	FT500 (Ascot) 82-83
60-51630	T/S Hon Lens Only 33402-428-671	FT500 (Ascot) 82-83
60-36210	T/S Hon 33650-377-671 Polished (L/Rear) Euro Models	CX500C 80-84, CB550K 77-78, CB750C 81-83, CB750K 77-78, CB750G Supersport 77-78.
60-72710	T/S Hon Front & Rear L&R (S) 33600-445-671	CB650 78-82, CB750F 79-84, CB900F 79-84, CB1100F 81-85
60-72720	T/S Hon Front & Rear L&R (D) 33450-445-671	CB650 78-82, CB750F 79-84, CB900F 79-84, CB1100F 81-85
60-43310	T/S Hon Rear L & R 33600-425-673 (S)	CB750K/L 79-81, GL1000 79, GL1100 80-83, GL1200 84
60-43320	T/S Hon Front L & R 33400-425-673 (D)	CB750K/L 79-81, GL1000 79, GL1100 80-83, GL1200 84
60-43330	T/S Hon Lens Only F & R Amber	CB750K/L 79-81, GL1000 79, GL1100 80-83, GL1200 84
60-43335	T/S Hon Lens Only F & R Red	CB750K/L 79-81, GL1000 79, GL1100 80-83, GL1200 84
60-59810	T/S Hon L/H/F & R/H/R (S) 33600-MB2-601	VF750F 83-84, VF700F 84, VF1000R 85-86, VF1100S 84-85
60-59811	T/S Hon R/H/F & L/H/R (S) 33400-MB2-601	VF750F 83-84, VF700F 84, VF1000R 85-86, VF1100S 84-85
60-59820	T/S Hon L/H/F & R/H/R (D) 33600-MB2-601	VF750F 83-84, VF700F 84, VF1000R 85-86, VF1100S 84-85
60-59822	T/S Hon R/H/F & L/H/R (D) 33400-MB2-601	VF750F 83-84, VF700F 84, VF1000R 85-86, VF1100S 84-85
60-59812	T/S Hon L/H/F & R/H/R BLK 33600-MB6-610	VF750F 83-84, VF700F 84, VF1000R 85-86, VF1100S 84-85
60-59813	T/S Hon R/H/F & L/H/R BLK 33650-MB6-610	VF750F 83-84, VF700F 84, VF1000R 85-86, VF1100S 84-85
KAWASAKI		
60-38820	T/S Kaw, Amber W/Reflector (S) F 23037-1030	KZ1000D (Z1R) 78-80,
60-36310	T/S Kawasaki Single Filament F/R 23040-029	KZ1000 LTD 77-80, KZ1000C 78-80, KZ900 76-77, Z1 A/B 73-75, KZ650B 76-79, KZ440B 80-81, KZ400 ALL
60-44210	T/S Kaw Rear (S) 23037-1104	KZ1000J/B 81-83, KZ1000R (Lawson Replica) 82-83, KZ550H (GPZ) 82-83, KZ750R/L 82-83, KZ700A 84
60-44220	T/S Kaw Front (D) 23037-1131	KZ1000J/B 81-83, KZ1000R (Lawson Replica) 82-83, KZ550D/H (GPZ) 81-83, KZ750R/L 82-83, KZ700A 84
60-44230	T/S Kaw Lens Only Amber 23048-1019	KZ1000J/R 81-83, KZ1100A/B 81-83, KZ550D/H 81-83, KZ750R/L 82-83, ZX1100A 83-84, ZX750A/E 83-85, ZX550A 84-86
60-44240	T/S Kaw Front L & R 23037-1150 (D)	ZX1100A 83-84, ZX750A/E 83-85, ZX550A 84-86
60-44250	T/S Kaw Rear R/H 23037-1151	ZX1100A 83-84, ZX750A/E 83-85, ZX550A 84-86
60-53410	T/S Suz Rear L & R 35603-02421	FZ50X 81-90
60-53430	T/S Lens Only Suz 35612-12611	FZ50X 81-90
SUZUKI		
60-53430	T/S Suz Front L & R 35601-02420	FZ50X 81-90
60-21410	T/S SUZ Front 35603-48521	TS100 80-81, TS125 80-81, TS185/250 80-81
60-21430	T/S Suz Lens Only 35612-48510	TS100/125/185/250 80-81
60-53510	T/S Suz Front & Rear 35603-48782	TS100ER, TS125ER, TS250ER

TURN SIGNAL ASSEMBLIES

NOT D.O.T APPROVED

TURN SIGNALS

EMGO#	DESCRIPTION	APPS SUZUKI
60-56246	T/S Suz Front R & L 35603-02930	GS125ES 82-90
60-56250	T/S Suz Rear R & L 35601-02930	GS125ES 82-90
60-53310	T/S Suz Rear L & R 35603-32620-999	TS185 77-79, TS250 77-79, TS100 78-79, TS125 78-79,
60-53515	T/S Suz Front L & R 35603-38220	TS185ER 92-94, TS250X 84-89
60-56260	T/S Suz Rear L&R 35601-48522	TS185ER 82-93, DR500S 83
60-53550	T/S Suz Front R/H 35601-38220	DR250S 84-89
60-53555	T/S Suz Front L/H 35602-38220	DR250S 84-89
60-36420	T/S Suz 35603-47230 Front & Rear	GN125Z/D/E 82-97, GN250 82-88, GS250T 80-81, GS450GA/L 82-88, GS1000GL 80, GS1100LT 80, GS250T 80-81, GS450L/T 80-88, GS550L/T 80-82, GS750L 80-81, GS750T 82, GS850GL 80-82,
60-36420A	T/S Suz 35603-47230 Front & Rear (Long Rubber)	GN125Z/D/E 82-97, GN250 82-88, GS250T 80-81, GS450GA/L 82-88, GS1000GL 80, GS1100LT 80, GS250T 80-81, GS450L/T 80-88, GS550L/T 80-82, GS750L 80-81, GS750T 82, GS850GL 80-82,
60-36410	T/S Suz 35601-44031 Front	GS425/E/L 79, GS550/E 77- 82, TC100/125 73-77, TS125/185 73-79, TS250 76-81, SP370 78-80, GT50 77-81, GT125 78-79, RV125 74-76 ,GT200 78-79
60-36411	T/S Suz 35603-44031 Rear	GN250 82-96, DR400 80-81, GS450 81-85, GN400 80-83, TC185 74-77, GS400 77-81, GS425/E/L 79, GS550/E 77- 82, TC100/125 73-77, TS125/185 73-79, TS250 76-81, SP370 78-80, GT50 77-81, GT125 78-79, RV125 74-76 ,GT200 78-79
60-36430	T/S Suz Lens Only 35612-28620	GN250 82-96, DR400 80-81, GS450 81-85, GN400 80-83, TC185 74-77, GS400 77-81, GS425/E/L 79, GS550/E 77- 82, TC100/125 73-77, TS125/185 73-79, TS250 76-81, SP370 78-80, GT50 77-81, GT125 78-79, RV125 74-76 ,GT200 78-79
60-56110	T/S Suz Rear L&R Short Stem 35601-43431	GN250 82-96, DR400 80-81, GS450 81-85, GN400 80-83, TC185 74-77, GS400 77-81, GS550E 83-86, GS1150/E 84-86, GS700E 85
60-56111	T/S Suz Rear L&R Long Stem(S)35601-43431	GS550E 83-86, GS1150/E 84-86, GS700E 85
60-36510	T/S Suzuki Front 35601-45010	GS750/B/C/EC/EN/N 77-79, GS850G/GL 79-81
60-78610	T/S Suz Front L&R Short Stem(S) 35601-49230	GS750E 80-81, GS1100E 80-81
60-78620	T/S Suz Front L&R Short Stem(D) 35601-49230	GS750E 80-81, GS1100E 80-81
60-56120	T/S Suz Front Short Stem (D) 35601-49511	GS1100E 82-83, GS550E 83-86, GS700E 85,
60-56121	T/S Suz Front Long Stem (D) 35601-49511	GS1100E 82-83, GS550E 83-86, GS700E 85,
60-56130	T/S Lens Suz Only 35612-43410	GS1100E 82-83, GS550E 83-86, GS700E 85,
60-78640	T/S Suz (S)Front Blk Stem(85mm)35601-45530	GS650E/M 81-83, GS1000S 82, GS1100E/ES/S 82-83, GS550M 82,
60-78642	T/S Suz (D) Front BlkStem (85mm)35601-45530	GS650E/M 81-83, GS1000S 82, GS1100E/ES/S 82-83, GS550M 82,
60-78630	T/S Lens Only Suz 35612-49230	GS1000G/S 80-82, GS1100E/ES/G/GL/S 80-83, GS450E/S 80-83, GS850G 80-83, GS650E/G/M 81-83, GS550L 85-86,
60-78650	T/S Suz Front Chrome Short Stem 35601-45530	GS650E/M 81-83, GS1000S 82, GS1100E/ES/S 82-83, GS550M 82,
60-78650	T/S Suz Front Chrome Short Stem 35601-45530	GS650E/M 81-83, GS1000S 82, GS1100E/ES/S 82-83, GS550M 82,
60-78650	T/S Suz Front Chrome Short Stem 35601-45530	GS650E/M 81-83, GS1000S 82, GS1100E/ES/S 82-83, GS550M 82,
60-78650	T/S Suz Front Chrome Short Stem 35601-45530	GS650E/M 81-83, GS1000S 82, GS1100E/ES/S 82-83, GS550M 82,
YAMAHA		
60-27111	T/S Fr. YAM 20MM Stem 1Y1-83310-N0-93	FS1 50 77-78
60-27112	T/S Rear Yam 40mm Stem 1Y1-83330-N0-93	FS1 50 77-78
60-27130	T/S Lens Only Yam 1y1-83312-01	RD50M 77-79, FS1 50, LB50 88
60-77643	T/S Yam Front L & R 5J1-83310-30 W/OE-Mark	DT80MX 81-84, RD80MX 81-84
60-19548	Turn Signal Set Yam 4pc Blk	AG100/200, TT250/600
60-51310	T/S Yam Front L & R 1M1-83310-60	DT100 77-83, DT250 77-79, DT400 77-78, XT500 77-81, DT125 78-81, DT175 78-81, XT250 80-83
60-51410	T/S Yam Rear L & R 1T9-83330-60	DT100 77-83, DT250 77-79, DT400 77-78, XT500 77-81, DT125 78-81, DT175 78-81, XT250 80-83
60-51450	T/S Yam Rear Long Stem 1t2-83330-60	DT100 77-83, DT250 77-79, DT400 77-78, XT500 77-81, DT125 78-81, DT175 78-81, XT250 80-83
60-19510	Yamaha Turn Signal 3Y6-83310-70	RD250LC 81, RD350LC 82, RD75LC 91
60-19530	Yam Lens Only 3Y6-83312-00 Amber	RD250LC 81, RD350LC 82, RD75LC 91
60-14640	Yamaha Turn Signal 533-83330-40-93	XS250 79, XS400 79, (EURO)
60-53101	T/S Yam Front R/H 36X-83320-00 (EURO)	TT350 85-90, TT600L/N 83-89, TT250 80-84
60-53102	T/S Yam Front L/H 36X-83310-00 (EURO)	TT350 85-90, TT600L/N 83-89, TT250 80-84
60-53130	T/S Lens Only Yam (EURO)	TT350 85-90, TT600L/N 83-89, TT250 80-84
60-14650	Yamaha Turn Signal Rear 2J4-83330-40-93	SR500 78-83, XJ650 80-81, (EURO)
60-36610	T/S Yamaha Rear 341-83330-72-93	TX500/A 73-74, TX750/A 73-74, XS500 75-77, XS750E 77-79 XS750SE 80-82, RD250/DX 73-79, XS250 78-80, RD350 73-75, XS360 76-77, RD400 76-79, XS400/SE 77-82, SR500 78-83, XS650/SE 75-83, XS850 80-81,
60-36620	T/S Yamaha Rear (D) Long Stem 341-83330-72-93	TX500/A 73-74, TX750/A 73-74, XS500 75-77, XS650 75-83, XS750 77-79, SR500 78-81, XS850 80-81
60-36630	T/S Lens Only Amber 341-83312-70	TX500/A 73-74, TX750/A 73-74, XS500 75-77, XS650 75-83 XS750 77-79, SR500 78-81, XS850 80-81
60-36710	T/S Yamaha Front & Rear (S) 2H7-83330-70	XS1100 78-81
60-36720	T/S Yamaha Front (D) 2H7-83310-70	XS1100 78-81
60-36730	T/S Lens Only Amber Yamaha 2H7-83312-00	XS1100 78-81

TURN SIGNALS FOR VINTAGE JAPANESE

JAPANESE

CONTROL SWITCHES

OEM REPLICA H/B SWITCH GEAR FOR HONDA



NEW

46-68845
LEFT HAND SWITCH
REPLACES OE:
35200-404-671
CB550K 1977 - 1978
CB750K 1977 - 1978



46-68846
RIGHT HAND SWITCH
REPLACES OE:
35130-404-671
CB550K 1977 - 1978
CB750K 1977 - 1978



46-68847
RIGHT HAND SWITCH
REPLACES OE:
35300-300-672
CB750K 1969 - 1970



NEW

46-68848
LEFT HAND SWITCH
REPLACES OE:
35250-341-672
CB750K 1972

HONDA REPLICA SWITCHES

46-68844 L/H
LEFT HAND SWITCH:
TURN SIGNAL,
HORN, HI-LOW BEAM.
FITS:
CB750K 72-76
RPLCS OEM:
35200-374-671
35250-341-678



46-68843 R/H
RIGHT HAND SWITCH:
KILL SWITCH, OFF/ON
HEADLIGHT, STARTER.
FITS:
CB550K '74,
CB750K 73-74
RPLCS OEM:
35300-341-671

KAWASAKI REPLICA SWITCHES



34-68891
HANDLEBAR SWITCH
ASSEMBLY LEFT
FITS: Z1B,
KZ900A4,
KZ900B1 LTD,
Z250A
(NON US MODEL)
REPLACES OEM:
46091-057



34-68892
HANDLEBAR SWITCH
ASSEMBLY RIGHT
FITS: Z1B,
KZ900A4,
KZ900B1 LTD,
Z250A
(NON US MODEL)
REPLACES OEM:
46132-024



46-68850
LEFT HAND LIGHTING SWITCH.
INCORPORATES TURN SIGNALS,
HI/LO SWITCH AND HORN
BUTTON FITS:
XT250L 84, XT350 85-00,
XT600 84-89
RPLCS OE: 21T-83973-00-00

UNIVERSAL SWITCHES

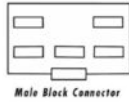


46-68734
UNIVERSAL
LIGHTING SWITCH.
INCLUDES HI/LO
HEADLIGHT
SWITCH, TURN
SIGNAL SWITCH
AND HORN BUTTON

46-68735
UNIVERSAL
STARTER/KILL
SWITCH ALSO
HAS A ON/OFF
FOR HEADLIGHT

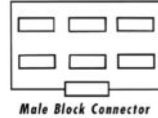


HONDA REPLCA IGNITION SWITCHES



40-15820

FITS: CB400F '77, CB550K/F '77-'78, CB650A '79-'82, CB650C 80-81, CB750A/K/L '77-'79, CB750C/F SUPER SPORT '79-'82, CB750SC NIGHTHAWK '82-'83, CB900C/F '80-'83, CBX1000 '79-'80, GL1000 '76-'77
REPLACES HONDA OEM: 35100-422-017 & 35100-438-007



40-15830

FITS: GL500 '81-'82, GL1000 '78-'79, CBX1000 '81-'82, GL1100 '80-'81,
REPLACES HONDA OEM: 35100-431-037

40-71240

FITS: CB125S 84-85, XL125S 85
REPLACES HONDA OEM: 35100-090-000

40-71130

FITS: CM250C REBEL 82-84, CB400A 78, CB400T 79-81, CM400A 80-81, CM400E 79-81, CM400T 82, CB450T 83-84
REPLACES HONDA OEM: 35100-413-007

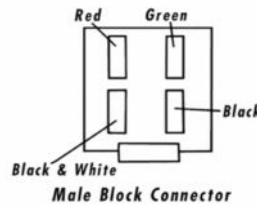
40-71180

FITS: C70 80-81
REPLACES HONDA OEM: 35100-172-027



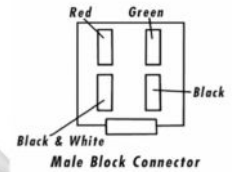
40-15860

FITS: CX500A '78-'79, CX500C '79-'81
REPLACES HONDA OEM: 35100-415-017/007



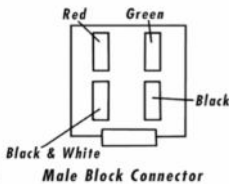
40-71110

FITS: XL250S '78-'80, XL250S, XL500 '79-'80
REPLACES HONDA OEM: 35100-428-017



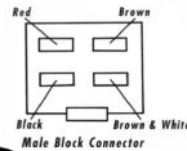
40-71230

FITS: C50/70/90 CUB 82-83
REPLACES HONDA OEM: 35100-180-007



40-71214

FITS: XL125RC, XL200 '83-'84, XL250R '82-'83, XL 500R 82
REPLACES HONDA OEM:

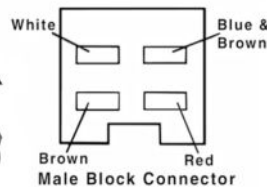


40-71100 **FITS:** CL70 '71-'73, SL125A '71-'72, CB/CL125S '73-'74, CB/SL/XL100 '70-'76,
REPLACES HONDA OEM: 35100-111-671



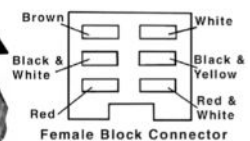
40-37600
FITS: ALL CB500/550/750 WITH SQUARE END PLUG
REPLACES HONDA OEM: 35100-341-700

KAWASAKI REPLCA IGNITION SWITCHES



40-80642

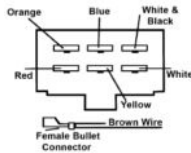
FITS: Z200/250, Z400
REPLACES KAWASAKI OEM: 27005-094



40-80644

FITS: GPZ305, ER250 B1/B2
REPLACES KAWASAKI OEM: 27005-1071

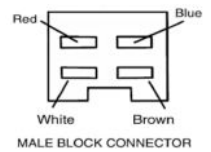
KAWASAKI REPLCA IGNITION SWITCHES



40-80610

**IGNITION SWITCH
RPLCS. OEM:**

**27005-083/5047,
FITS EX500 '87-'89,
KZ550 '81-'83,
ZX550 '84-'85, ZX600 '85-'87,
KZ650 '81-'82, KZ700 '84,
VN700 '85, KZ750 '80-'83
ZX750 '83-'88, VN750 '86-'89,
ZX900 '84-86, ZX1100 '81-'84
KZ1000/1100 '81-'83,
ZX1100 '81-'84**



40-80600

**FITS: KZ650/750/900/1000 '73-'80
REPLACES KAWASAKI OEM:
27005-083, 27005-5007**

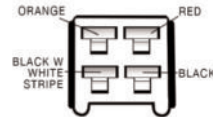
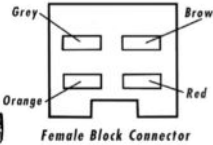



SUZUKI REPLCA IGNITION SWITCHES

NO PHOTO

40-71064

**FITS: TS125ER 82-94,
ZR50 84-87
REPLACES SUZUKI OEM:
37110-26530/2**



40-71000

**FITS: ALL TC/TS MODELS '73-'79,
SP MODELS '78-'83
REPLACES SUZUKI OEM:
37110-25318**



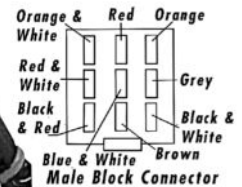
NO PHOTO

40-71072

**FITS: GSX400TD 83 ,
GSX1100Z/D 82,
GSX250Z/D 82-83, GS450EZ,
GS500E 82-83,
GS450 82-83, GSX750 83-84
REPLACES SUZUKI OEM:
37110-27113**

40-71010

**FITS: GS450 '80-'82, GS650 '78-'82,
GS750 '78-'81, GS850 '79-'80,
GS1000 '79-'80, GS1100 '80
REPLACES SUZUKI OEM:
37100-47010/47011/45301**



40-71060

**FITS: TS50X
REPLACES SUZUKI OEM:
37110-13611**

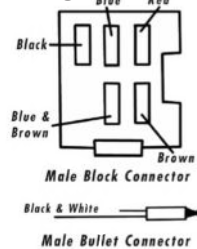
YAMAHA REPLCA IGNITION SWITCHES

**NO PHOTO
40-71310**

**FITS: RZ250/350 LC 80-82
REPLACES YAMAHA OEM:
27005-1055**

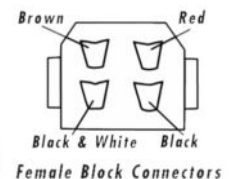


40-71470



**FITS: DT125F, XT 350/500 LC
REPLACES YAMAHA OEM:
3LY-82508-00**

40-71450



**FITS: DT100 '74-'83, DT125 '75-'81,
DT175 '75-'81, DT250 '74-'79
REPLACES YAMAHA OEM:
2A6-82508-80**

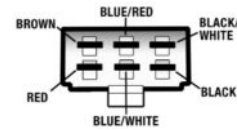
YAMAHA REPLCA IGNITION SWITCHES

40-71340



FITS: SRX250 '87, XV500 '83, XJ550/R '81-'83, FJ600 '84-'85, FZ600 '86-'88, XJ650 '80-'83, XJ650LH/RJ '81-'82, XZ650M '78-'83, GZ700 '87, FZ750 '85-'86, FZR750 '87-'88, XJ750/M '83, XS750S '78-'79, XV750/M '81-'83, XS850 '80-'81, XJ900R '83, XV920R '81-'82, FZR1000 '87-'93, FJ1100 '84-'85, FJ1200 '86-'89, FZR600 '89-'99, XJ600 '92-'96
REPLACES YAMAHA OEM:
 3JV-82501-00-00

40-71382



FITS: RZ350-1983-1985, RD350 YPVS (YAMAHA POWER VALVE SYSTEM)
REPLACES OEM:
 31K-82501-31-00

REPLACEMENT COILS

HONDA CR, XR STYLE COIL



24-71536
FITS: CR, XR, & TRX MODELS.
 CAN BE ADAPTED TO MOST MAKES AND MODELS
PRIMARY RESISTANCE
 0.49 Ω +/- 1-%
SECONDARY RESISTANCE
 5.19 Ω +/- 10%

FOR HONDA



24-37812
REPLACES HONDA 30501-292-672
FITS: CB450 1968-1974, CL450 1968-1971, CB500 1975-1976

HONDA CB, CBX, GL STYLE COIL



24-37810
FITS: CB650 '80-'82, PRIMARY RESISTANCE 2.21 Ω , SECONDARY RESISTANCE 14K Ω , CB750 '79-'83, CB900 '80-'82, CB1000F '83, CB1100F '83, CBX '81-'82, GL1100 '80-'81
REPLACES OEM:
 30500-422-013

IGNITION COIL FOR CLASSIC SUZUKI GS AND KAWASAKI KZ/Z1



24-72451
FOR SUZUKI
FITS: EARLY GS1000, 550, 750, 1000 MODELS WITH POINTS IGNITION
 REPLACES OEM 33410-45012
KAWASAKI
FITS: KZ400D, KZ400/KZ750B/G TWINS, KZ 650 B1-B3, C1-C3, D1-D3, H1, F1, Z1/Z1A/Z1B, KZ900/KZ1000.
 WITH POINTS IGNITION MODELS
PRIMARY RESISTANCE: 4.125 Ω
SECONDARY RESISTANCE: 13-14K Ω

6-VOLT COIL



***24-72454**
6-VOLT DUAL LEAD COIL.
 THIS COIL IS THE SAME AS OUR 24-72451 EXCEPT IT IS A 6-VOLT RATHER THAN 12 VOLT COIL. THE HT LEADS (SPARK PLUG WIRES) ARE 590MM (23 1/2") LONG AND THE MOUNTING BOLTS ARE 90MM (3 9/16") APART CENTER TO CENTER.
PRIMARY RESISTANCE 1.1 Ω
SECONDARY RESISTANCE 13-14K Ω
 *NOTE: THIS COIL IS NOT AN OEM FITMENT/REPLICA. ONE POTENTIAL USE IS WHEN AN OLD BRITISH TWIN IS CONVERTED FROM POINTS IGNITION TO ELECTRONIC IGNITION AND DUAL PLUGGED.

KAWASAKI



24-72455
H2 IGNITION COIL
RPLCS OEM: 21121-064, **FITS:** '72-'75 KAWASAKI H2 (MARK IV)

IGNITION SWITCHES, COILS FOR VINTAGE JAPANESE

JAPANESE

COILS, STATORS/ROTORS, RECTIFIERS FOR VINTAGE JAPANESE

REPLACEMENT COILS

FOR YAMAHA



24-72404
IGNITION COIL
REPLACES OEM#
254-82310-60-00

FITS: U7E/LS2 72, AT1E/M 69
ATM1B/MB 70, AT1B/C 70-71
AT2 72, AT3 73

DT125A/B/C 74-76, RD125B/C 75-76
CT1B 1970, CS5 72,
RD200A/B/C 74-76DS7 72,
RD250 73, RD250A 74, RD250B 75,
R5/B/C 70-72, RD350/A/B 73-75
TX500/A 73-74, XS500B 75
XS1/B 70-71, XS2 72
TX650/A 73-74, XS650B/C/D 75-77
XS650SE 78, XS650 2F 79
TX750/A 73-74
CASE QUANTITY IS 100



24-72400

REPLACES YAMAHA OEM:
324-82310-10-00
FITS: MX100A/B 74-75,
MX125A/B 74-75,
DT175A/B 74-75,
DT250 74, DT2MX 72.


CHROME COIL FOR HARLEY DAVIDSON®



48-98618 12V
48-98619 6V

1936-1964 MODELS
12V DUAL LEAD COIL WIRE
PRIMARY RESISTANCE: 3.9 Ω
SECONDARY RESISTANCE: 11K Ω
4 1/4" LONG
(EXCLUDING PLUG WIRE TOWERS)
2 1/8" WIDE
(2 2/8" AT THE TOWER END)

UNIVERSAL IGNITION COIL



24-71532

UNIVERSAL IGNITION COIL
FOR BOTH
6V AND 12V POINTS OR CDI
PRIMARY RESISTANCE
1.00 Ω +/- 10%
SECONDARY RESISTANCE
6.60K Ω +/- 10%

UNIVERSAL COILS



24-71506 6V

PRIMARY RESISTANCE: 1.45 Ω
SECONDARY RESISTANCE: 10K Ω

24-71512 12V

PRIMARY RESISTANCE: 4.82 Ω
SECONDARY RESISTANCE: 10K Ω

UNIVERSAL COIL
DUAL OUTPUT



24-71542

12 VOLT
PRIMARY RESISTANCE 2.45 Ω
SECONDARY RESISTANCE 15K Ω
6.6MM MOUNTING HOLES
SPACED AT 102MM MOUNTING
HOLES CENTER TO CENTER.

REPLACEMENT RECTIFIERS

RECTIFIER FOR HONDA



48-94605

FITS: MB5 '82, C70 PASSPORT '83,
MT125 '76, XL175 '76-'78,
GL1000 '76-'79,
1200/1500 GOLDWING ALL
REPLACES HONDA OEM:
31710-371-008

RECTIFIER FOR HONDA



48-94610

FITS: CB450SC '82-'83, '85-'86,
CB500 '89-'90, CM450A,E '82-'83,
FT500 ASCOT '82-'83, ELITE '87
REPLACES HONDA OEM:
31600-413-008

STATORS AND ROTORS



STATORS



ROTORS

STATORS/ROTORS

EMGO #	BRAND	MODEL FOR STATOR	YEARS	OEM #
48-98620	HONDA	CB350F CB400F	72-73 75-77	31102-333-004
48-98630	KAWASAKI	KZ900, KZ1000		21076-023
48-98640	KAWASAKI	Z1000		21003-1015
48-98673	YAMAHA	XS650	70-79	306-81610-10-10
48-98674	YAMAHA	XS650	80-84	3G1-81610-10-00
ROTORS				
48-98690	KAWASAKI	KZ1000, LTD, Z1R	78-79	21007-1005
48-98691	KAWASAKI	KZ1000J, ELR, LTD	81-83	21007-1036
		KZ1000 Police	83-05	
		KZ1100 Shaft, Specter	81-83	

JAPANESE

FLASHER RELAYS



A



B



C

SOME REPLACEMENT FLASHERS INCLUDE RUBBER MOUNTING BRACKET.

EMGO#	OEM REF.	APPLICATION	VOLT/WATT
HONDA			
A 66-86706	38310-428-671	CT, XL, CB, CM, 6 VOLT MODELS 77-84	6V/17W
66-86712	38310-415-671	HONDA - GL1000/1100 CB400, CM400	12V/23W
KAWASAKI			
B 66-86716	27002-010/013	6 VOLT MODELS '73-'84	6V/8W
C 66-86722	27002-011/0003	12 VOLT MODELS '72-'84	12V10W
66-86745		REPLACEMENT RUBBER FOR 66-86722	

EMGO#	REPLACES OEM	STOPLIGHT SWITCHES
HONDA		
46-19420	35340-086-003 35340-GAH-710	NH80MD A 83-84, NH125 1984
46-19430	35340-MA5-671 35340-ML7-000	VF1100C 83-86, VF500F 84-86, VF700C 84-87, VFR 700F 86/F2 86-87, VFR750F 86, VT1100C 85-86,
	35340-MM5-600	VT500C 83-86, XL600R 83-87
46-37100	35350-292-003 35350-KJ9-405	XL100 77-78, CT125 77, CB125 78-82, XL125 78, GL1000 78
46-37110*	35340-292-003	
KAWASAKI		
46-50752	27010-017/1418	F-11 73-75, KZ550 80-83, KZ650 77-80, KZ900 76-77, KZ1000 77-81
SUZUKI		
46-50810	57400-49300	FRONT-GS450, 550, 650, 700, 750, 850, 1000, 1100, GV700,
46-50811*	57400-49300	GV1200, GR650
46-50812	37740-48071	REAR-GN250, GS300, 450, 550, 650, 850, 1000, 1100, GR650, SP500
46-50820	57460-17C00	GS500EV, W, X, Y, K1, GSXR750J, K, L, 1100K, L, GSX750F, K, L, M, N, P, R, S, T, V, VX800L, M, N, P
YAMAHA		
46-50710	1M1-83980-30	DT125E 78-81, DT175E/G 78-81, DT250 77-79, DT400 77-78, XT250 80-84
46-50721	1A0-83980-30	SRX250 87, XS360 76, RZ350 84-85, XS400 77-83, RD400 76-79
46-50720*	26H-83980-00	SR500 78-81, XS650 77-81, XS750 77-79, XS850 80-81, XS1100 79-80, XV535 87-99, XV700 84-97, XV750 81-83, XV920 81-83, XV100084-85, XV1100 86-99, XJ550 81-83, XJ650 80-83, XJ750 82-83, XJ1100 82
TRIUMPH		
46-42550	54-33234	61-'70 Triumph
UNIVERSAL		
46-42500		
46-42510*		

* SOLD 10 PER CARD, ALL OTHERS SOLD 200/CASE



46-19430



46-50752



46-50710

NEUTRAL SWITCH FOR KAWASAKI KZ MODELS

46-50772

RPLCS OEM: 13151-05003,
13151-022,
FITS: KZ900A 76-77,
KZ900B1 76,
KZ1000A/B 77-80,
KZ1000C/P POLICE 78-81,
KZ1000D 78-80,
KZ1000G CLASSIC 80,
KZ1000, 1000 LTD 81-82,
KZ1000CSR 81-82,
KZ1000 83-00,
KZ1000 LAWSON 82-83,
KZ1100 GPZ 81-82



FUSE BOX FOR KAWASAKI

48-93330

RPLCE OEM: 26004-035
FITS: KZ200 78-79,
KZ250D 80-81
KZ400 76-79,
KH250/500 76,
KH400 76-78,
KZ650 77-79,
KZ750B 76-79,
KZ900 76-77,
KZ1000/POLICE 77-79,



48-93331

REPLACES OEM: 26004-1002
KZ550A,C 80-83, KZ650 77-80
Z/KZ1000 MKIII 79-80,
KZ1000 78-80

FLASHER RELAYS, STOPLIGHT/NEUTRAL SWITCHES, FUSE BOX,

JAPANESE

STATOR COVER FOR KZ, Z1



18-18890

FITS:
Z1A/B '73-'75,
Z/KZ900 '76-'77
REPLACES OEM:
14031-1020
14031-053

VALVES FOR KAWASAKI Z1, KZ900




18-55821
EXHAUST

18-55820
INTAKE

FITS:
KAWASAKI Z1 73-75
KZ900 76-77
18-55820 INTAKE
18-55821 EXHAUST
REPLACES OEM:
INTAKE 12004-012
EXHAUST 12005-005

KAWASAKI FRONT BRAKE ROTOR



91-66000
FITS: H1 500 '73-'75,
KH 500 A8 1976
H2 750 1972
H2 750B/C '74-'75
Z1/A/B '73-'75,
REPLACES OEM:
41080-001

Z1, KZ900 GAUGE COVERS



58-12410



58-85101

58-85100


58-85100 CHROME
58-85101 BLACK
GAUGE COVERS SOLD IN PAIRS
TOP 58-12410
BOTTOM 58-85100 CHROME
BOTTOM 58-85101 BLACK

ENGINE COVERS, GASKET

**KAWASAKI Z1/KZ1000
STARTER COVER
18-18889**

REPLACES OEM: 21165-001
FITS: Z1 A/B 73-75,
KZ9000 76-77,
KZ1000 77-80,
KZ1000B (LTD) 77-80,
KZ1000 POLICE 78-81,
KZ1000D1 (Z1R) 78-80,
KZ1000 (SHAFT) 79-80,
KZ1000 (CLASSIC)

**STARTER MOTOR
COVER GASKET (RUBBER)**



13-65910

REPLACES OEM: 21166-001
FITS: Z1 A/B 73-75,
KZ9000 76-77,
KZ1000A 77-83,
KZ1000B LTD 77-82
KZ1000C POLICE 78-05
KZ1000D Z1R, 78/80,
KZ1000E SHAFT(ST) 79-80
KZ1000G CLASSIC 1980
KZ1000R LAWSON
REPLICA 82-83
KZ1100 SHAFT 81-83
KZ1100B GPZ 81-82
KZ1100D SPECTER 82-83
KZ1100 LTD SHAFT 83
ZN1100 LTD SHAFT 84-85
ZX1100A GPZ 83-84

**KAWASAKI Z1/KZ1000
R/H CRANKSHAFT
COVER
18-18891**

REPLACES OEM:
14032-083
FITS: Z1 A/B 73-75,
KZ9000 76-77,
KZ1000 77-80,
KZ1000B (LTD) 77-80,
KZ1000 POLICE 78-81,
KZ1000D1 (Z1R) 78-80,
KZ1000 (SHAFT) 79-80,
KZ1000 (CLASSIC)

OEM STYLE GAS CAPS

FOR HONDA



43-73451

REPLACES OEM:17510-323-310

FITS: CB200, CL200, CB350F/G, CB350 K3/K4, CL350 K4, SL350 K1/K2, CB360G, CB350T, CL360K1, CB400F, CB450K4 K7, CL450K3-K6, CB500 K1-K2, CB500, CB550K/K1, CB750K0K/K1, CB750K0-K5

43-61014

REPLACES OEM: 51048-1003, 51048-1018 FITS: KZ250 81-83, KZ305 81-82, KZ440 80-85, KZ550 80-83, KZ650 81-83, KZ750 80-82, KZ1000 77-82, KZ1100 81-83.



FOR KAWASAKI



43-61010

43-61010 FITS: Z1A/B, H2 NON LOCKING

43-61012 REPLACES OEM: 92043-127

FITS: KH125 2000, 03-04, MACH 1 73-75, KZ200 78-79, KH250 76, KH400 76-78, KZ400 76-78, H1-75, KH500 76, KZ65077-80, KZ750B/G 76-80, KZ900 76-77



43-61012

FOR YAMAHA



43-61020

REPLACES OEM: 4R0-24602-01-00 306-81862-10-00

FITS: XS400 78-82, RD400F 79, SR500 78-81, XS650 78-82, XS750 78-79, XS850 80-81, XS1100 80-81

TANK BADGES FOR KAWASAKI.

Kawasaki

FOR EARLY TO MID 1980'S KZ MODELS

43-95911 43-95910 43-95912
SILVER/BLACK WHITE/BLACK GOLD/BLACK

KAWASAKI

Z1 GAS TANK EMBLEM W/SCREWS
99-95901

73-74 Z1, Z1A, Z1B
140MM BETWEEN BOLT HOLES
OEM# 56013-054/56014-049

SIDE COVER EMBLEM



99-95900A

(1972 - 1974) Z1, Z1A
REPLACES OEM# 56018-139

Z1, KZ900 GAUGE BRACKETS



58-37454

REPLACES OEM: 25008-039
FITS: KZ650 1977-1980
KZ750 B/G 1976-1980
KZ900 A/B 1977-1980

50 PER CASE



58-37453

REPLACES OEM: 25998-025 25008-044
FITS 900Z1A/Z1B 1973-1975

CLUTCHES/CABLES FOR KAWASAKI, OIL FILTER BOLTS

OIL FILTER BOLTS

11-35100	
KAWASAKI OEM:	
16126-1001/1108	
EX250B/E/F	86-12
KZ400/440 ALL	78-83
KZ550 ALL	80-84
ZR550B	90-93
ZX550A	84-85
ZL600A	86-87, 96-97
ZX600A/B/C	85-97
KZ650 ALL	77-83
KZ700A	84-85
KZ750E/F/H/L/R/N	80-83
ZR750C	91-02
ZX750A/E/F/H	83-90
ZL900A	85-86
ZX900A	84-86
KZ1000 (Police)	81-05
ZG1000A	86-06
ZL1000A	87-85
KZ1100 GPZ/Shaft	81-83
ZR/ZRX1100A/C/1200	92-94, 99-04
ZX1000A/B	86-90
KZ1100A/B/D/L	81-83
ZN1100B	84-85
ZX1100A/C/D/E/F	83-84,
HONDA OEM:	
15420-300-020	
CB400	76-77
CB500K	71-73
CB550F	75-77
CB550K	74-78
CB750K/F/A/L/C/SC	70-83
CB900C/F	80-82
CB1000C	83
GL1000	75-79
CBX1050	79-82
CB1100F	83
GL1100A/I	80-83
GL1200A/I/SE	84-87



11-46400	
HONDA OEM:	
15420-333-000	
CB350F	75-76
CB650S/SC	79-82
CB750F	77-78
11-49100	
HONDA OEM:	
15420-415-000	
15420-449-000	
CB/CM400A/T/C	78-81
CB450SC	82-85
CB450T	82
CM450A/C/E	82-83
CMX450C Rebel	86-87
CX500 ALL	78-82
GL500/I	81-82
CX650 ALL	83
GL650/I	83
11-35160	
YAMAHA OEM:	
1L9-13340-01	
FZR400	88-90
XS400	79-83
XJ550	81-83
FJ600	84-85
FZ600	86-87
FZR600	89-92
XJ650	80-83
XJ700	85
XJ750	81-83
11-35170	
YAMAHA OEM:	
1J7-13340-00	
XS360	76-77
XS750	77-79
XS850	80-81
XS1100	79-82
VMX12 V-Max	85-92
XVZ12/13 Venture	86-88,

WE OFFER 5 DIFFERENT TYPES OF REPLACEMENT OIL FILTER BOLTS. EACH BOLT IS INDIVIDUALLY SLIDE-PACKED AND READY FOR DISPLAY WITH APPLICATION INFORMATION ON THE BACK.

CLUTCH PLATES

FOR KAWASAKI



88-17598
(8 PLATE SET)
REPLACES OEM 13088-030.

FITS:
Z1/A/B 73 - 75 KZ1000, G1 Classic 80
KZ900 A4/A5 76 - 79, KZ1000 A1-A4/H1-H2 77 - 81
KZ00 B3/B4 LTD 78 - 80,
KZ1000 D1-D3 Z1R 78 - 80



88-17589
(9 PLATE SET)
REPLACES OEM 13088-1013/51 FITS:
KZ1000 E1/E2 ST Shaft 79 - 80
GPZ1100 A1-A3 82 - 85, KZ1000 J1-J3 81 - 83
KZ1100 A1-A3/ R1 81 - 84, KZ1000 R2 83
KZ1100 Spectre 82 - 83,
GPZ1100 B1-B2 81 - 82

CABLES/CLAMPS/GUIDES FOR KAWASAKI

TACH CABLE FOR H2



26-58306

TACHOMETER CABLE FOR 1972-1975 KAWASAKI H2

BRAKE CABLE
26-58401

KAWASAKI H1 FRONT BRAKE CABLE.
CABLE IS AN OEM REPLICA WITH A GREY/SILVER OUTER SHEATH AND A BRAKE LIGHT SWITCH.

EMGO #	DESCRIPTION
26-11900	CABLE GUIDES, CHROME
26-58000	CABLE CLUTCH FOR KAW. #54011-048 Z1-Z1000
26-58134	CABLE THROTTLE FOR KAW.# 54012-054 H1-500
26-58220	SPEEDO CABLE Z1/KZ1000
26-58300	CABLE TACH METAL HEAD FOR KAW. #54018 -015 Z1-Z1000
26-81160L	CABLE CLAMP L/H Z1/KZ1000
26-81160R	CABLE CLAMP R/H Z1/KZ1000

JAPANESE

CLASSIC KAWASAKI SIDE COVER GROMMETS

43-99721

**KAWASAKI SIDE COVER GROMMET.
REPLACES OE: 92071-056 AND FITS
MANY KAWASAKIS FROM 1969-2015
KZ200/250/305/400/440/550/650/750/900
/1000/1100/KZ1300/H1/H2/S1/S2/S3/
KH250/KH400/KH500/Z1
SOLD PER BAG OF 10**



43-99722

**KAWASAKI SIDE COVER GROMMET.
REPLACES OE: 92071-064
FITS: 1973-1975 Z1, A, B
1977-1980 KZ1000 A1-A4
1978/1980 KZ1000D1/D3 Z1R
SOLD PER BAG OF 10**

KAWASAKI HANDLEBAR BOLTS



85-08120

**REPLACES KAWASAKI OEM:
92001-1405
13MM HEAD, M8 X 1.25 38MM LONG
CHROME PLATED BOLTS**



SOLD: 10 PCS PER BAG,

MIN. 10 BAGS PER ORDER

**REPLACES KAWASAKI 92001-1405
EMGO# 85-08120**

MODEL	YEARS	CC
KD80	1976	80
G3SS	69 - 74	90
G3TR BUSHMASTER	69 - 70	90
MC1 MIDI-BIKE	73 - 75	90
G31 CENTURION	70 - 71	100
G4TR TRAIL BOSS	70 - 75	100
G5	72 - 75	100
KD100	76 - 79	100
KE100	76 - 81	100
KH100	76 - 77	100
KM100	76 - 81	100
KV100	1976	100
C2SS ROADRUNNER	67 - 69	120
F6	71 - 73	125
KD125	75 - 79	125
KE125	76 - 83	125
KS125	74 - 75	125
KX125	74 - 79	125
F7	71 - 75	175
KD175	76 - 79	175
KE175	76 - 83	175
KZ200	78 - 79	200
A1 SAMURAI	66 - 71	250
F11	74 - 75	250
F4 SIDEWINDER	68 - 70	250
F8 BISON	71 - 72	250
KE250	77 - 79	250
KH250	1976	250
KL250	78 - 81	250
KT250	75 - 76	250
KDX250	80 - 82	250
KX250	80 - 81	250

**REPLACES KAWASAKI 92001-1405
EMGO# 85-08120**

MODEL	YEARS	CC
KZ250 CSR, LTD	81 - 83	250
KZ305 CSR	81 - 82	305
S1 MACH I	73 - 75	250
A7 AVENGER	67 - 71	350
F5 BIG HORN	70 - 71	350
F9	72 - 75	350
S2 MACH II	72 - 73	350
KH400	76 - 78	400
KDX400	79 - 80	400
KZ400	74 - 79	400
S3 MACH II	74 - 75	400
KDX420	1981	420
KX420	80 - 81	420
KZ440B, LTD	81 - 83	440
F12MX	1973	450
KDX450	1982	450
KX450	1974	450
H1 MACH III	69 - 75	500
KH500	1976	500
KH500	1976	500
KZ550, LTD, GPZ	80 - 83	550
KZ650	77 - 83	650
W1/W2, SS, TT	66 - 69	650
H2 MACH IV	72 - 75	750
KZ750B TWIN	76 - 82	750
KZ750E, LTD, SHAFT	80 - 83	750
KZ900	76 - 77	900
Z1,A,B	73 - 75	900
KZ1000A,B,D,E,G	77 - 82	1000
KZ1000C, P POLICE	78 - 86	1000
KZ1100 SHAFT	81 - 83	1100
KZ1100 GPZ	81 - 82	1100
KZ1300	79 - 82	1300

SIDE COVER GROMMETS, HANDLEBAR BOLTS FOR KAWASAKI

JAPANESE

KAWASAKI REPLACEMENT HARDWARE

OEM REPLICA KAWASAKI HARDWARE

85-93107
ZINC 8 X P1.0 X 28



85-93108
CHROME 10 X 1.25 X 35



85-93109
ZINC 10 X 1.25 X 35



EMGO #	OEM #	DESCRIPTION
85-93106	92022-230 92200-1273	STEERING STEM WASHER, CHROME
SOLD EACH	16 X 41 X 4 16 X 41 X 4,5	MODELS KH250 S1 KZ305 CSR KH400 S3 KZ400 KZ440 H1 KH500 KZ550 A,C,D KZ650 B,C,D,E,F,H H2 KZ750B KZ750E,G,H,K,M Z1 KZ900 A,B KZ1000A,B,C,D,G ZX1100 E1/E2/E3/F1 GPZ KZ1300 ZN1300
85-93107	92001-104	FRONT BRAKE DISC BOLT, SILVER ZINC, 12mm HEAD
SOLD BAG 10	M8-1.00 X 28	These bolts are correct for models with 6 bolt hubs S2,A (MACHII), S3,A (MACHII) H1 D,E,F, H2, Z1
85-93108	113N1035	SHOCK BOTTOM BOLT, 14mm HEAD
SOLD BAG 10	M10-1.25 X 35	KH250, S1, S2, S3 KH400 76-78, KH500 76 H1 69-75, H2 72-75 W1, W2 KZ650, KZ750, KZ900, Z1 KZ1000 A,B,C,D,J,K,M,P
85-93109	92001-158	FRONT BRAKE DISC BOLT 14mm HEAD
SOLD BAG 10	M10-1.25 X 35	These bolts are correct for models with 4 bolt hubs Also fits KZ1000 rear brake disc KH400, S3, KZ400, KH500 KZ650 ALL, KZ750 B1-B4, KZ900, KZ1000 A,B,C,D
85-93110	92007-031	TOP YOKE / TRIPLE CLAMP BOLT, CHROME
SOLD EACH	M16 X 25.5	KH250, KH400, KH500 S1, S3, H1, H2 KZ305 CSR, KZ400, KZ440 KZ550 A,C,D, KZ650 B,C,D,E,F,H, KZ750B, KZ750E,G,H,K,M, Z1, KZ900, KZ1000 A,B,C,D,G KZ1300, ZN1300
85-93111	46100-003	STEERING STEM WASHER, WAVE SPRING
SOLD EACH		S1, S3, H1, H2 KZ550 A,C,D, KZ650 B,C,D,E,F,H KZ750B, KZ750E, G,H,K,M, KZ900 A,B Z1, KZ1000 A,B,C,D,G, KZ1300, ZN1300
85-93112	92024-067	LOCK TAB WASHER 18mm
SOLD BAG 10	18MM	Primary drive gear, countershaft sprocket, clutch hub nut F5 BIG HORN 70-71, F6 A,B 71-73. F7A,B,C,D F8 71-72, F9 73-75, F11 73-75 KD175 A-1 76-79, KE175 76-79 A1/A7 66-71, KH250 A5 1976, KH400 76-78, KH500 76 KX250 74-76, KX400 75-76, KX450 74 MACH 1, 73-75, S2 A MACH II 72-73, S3 MACH III 74-75 H2 MACH IV 72-75, H1 MACH III 69-75

GASKET SETS

EMGO #	TYPE	BRAND	APPLICATION	YEAR
13-59103	COMPLETE	HONDA	CB750/900F	1979 - 1982
13-59341	COMPLETE	HONDA	CB250K4	
13-59342	COMPLETE	HONDA	CB250G5/CT	
13-59345	COMPLETE	HONDA	CB400F/F2	
13-59371	COMPLETE	HONDA	CB500T	
13-59378	COMPLETE	HONDA	CB360G	1973-1974
			CB360T	1075-1976
13-59379	COMPLETE	HONDA	CB350K2-K5	1970-1973
			CL350K2,K3,K5	70, 71, 73
			SL350	1971
13-59382	COMPLETE	HONDA	CB650/650CM	
13-59384	COMPLETE	HONDA	CB750F/F1	
13-59385	COMPLETE	HONDA	CB750KZ/KF	
13-59388	COMPLETE	HONDA	CB900F	
13-59391	COMPLETE	HONDA	CB400F/F2	
13-59392	BOTTOM	HONDA	CB900	
13-59482	TOP END	HONDA	CB650/CB650CM	
13-59486	TOP END	HONDA	CB750 K1 - K6	
13-59488	TOP END	HONDA	CB900/CB900F	
13-59491	TOP END	HONDA	CB550K1	
13-59504	COMPLETE	HONDA	CB750	
13-59600	COMPLETE	HONDA	CB550	
13-60207	COMPLETE	KAWASAKI	KZ1000	1977 - 1978
13-60208	COMPLETE	KAWASAKI	KZ1100	
13-60209	COMPLETE	KAWASAKI	KZ650	1978 - 1980
13-60210	COMPLETE	KAWASAKI	KZ650B	
13-60211	COMPLETE	KAWASAKI	KZ1300	
13-60212	COMPLETE	KAWASAKI	KZ750H	
13-60213	COMPLETE	KAWASAKI	KZ/Z400B	
13-60214	COMPLETE	KAWASAKI	Z1A,Z1B, KZ900	1974 - 1977
13-60216	COMPLETE	KAWASAKI	KZ550A1/A2/A3	1980 - 1982
13-74733	COMPLETE	SUZUKI	GS750B/DB/C/DC	1977 - 1979
13-74737	COMPLETE	SUZUKI	GT380J/K	
13-74739	COMPLETE	SUZUKI	GT550	
13-74776	COMPLETE	SUZUKI	GS550	
13-74777	COMPLETE	SUZUKI	GS1000	
13-74778	COMPLETE	SUZUKI	GS650	
13-74875	TOP END	SUZUKI	GS850	1979 - 1981
13-74876	TOP END	SUZUKI	GS850	1982 - 1983
13-74878	TOP END	SUZUKI	GS650	
13-80231	COMPLETE	YAMAHA	RD250X	
13-80232	COMPLETE	YAMAHA	RD/RZ250LC	
13-80234	COMPLETE	YAMAHA	RD400DX	
13-80262	COMPLETE	YAMAHA	XT500/XT500C	
13-80280	COMPLETE	YAMAHA	XS1100	
13-80285	COMPLETE	YAMAHA	SR500	
13-80288	COMPLETE	YAMAHA	XS650	1975 - 1981
13-80334	TOP END	YAMAHA	RD400DX	
13-80362	TOP END	YAMAHA	XT500/XT500C	

CLASSIC BRITISH/VINTAGE JAPANESE



SPROCKETS FOR VINTAGE JAPANESE STREET BIKES

HONDA	YEAR	STK CHAIN	STK TEETH	EMGO FRONT #	EMGO REAR #
CB1100F	83	530-106	17-41	95-07516/18	95-17636/46
VF1000R	85-86	530-110	17-44		
VF1000F INTERCEPTOR	84	530-110	17-43		
CBX SUPER SPORT	79	630-84	15-34	95-09215	95-19135/41
CB900F	80-82	530-106	17-44	95-07516/18	95-17641/43
VFR750F INTERCEPTOR	86	530-110	16-45	95-07516/18	95-17640/43
VF750F (V45) INTERCEPT.	83-84	530-110	17-44		
CB750SC	82-83	530-88	18-43	95-07516/18	95-17437/48
CB750K	80-82	530-108	18-46		
CB750C	80-82	530-106	18-43		
CB750K (LTD)	79	630-90	15-38	95-09015	95-19035/43
CB750F	80-82	530-108	18-46	95-07516/18	95-17636/46
CB750F	79	630-90	15-38	95-09015	N/A
CB750K7	77-78	630-88	15-41	95-09114/15	95-19035/43
CB750F	77-78	630-88	14-43		
CB750F	75-76	530-102	17-48	95-07217/19	95-17437/48
CB750A	76	530-104	17-48		
CB750	76	530-100	18-48		
CB750K1/K6	70-76	530-100	18-48		
VFR700F/F2 INTERCEPT.	86-87	530-100	16-45	95-07516/18	95-17640/43
VF700F INTERCEPTOR	86	530-100	16-45		
VF700F INTERCEPTOR	84-85	530-100	16-44		
CB650SC NIGHTHAWK	82	530-106	17-39	95-07416/17	95-17437/48
CB650C	80-81	530-104	16-39		
CB650	82	530-102	17-39		
CB650	80-81	530-104	16-40		
CB650	79	530-102	16-40		
CB550F	75-79	530-100	17-37	95-07217/19	95-17233/37
VF500F INTERCEPTOR	86	530-108	15-43	95-07115	95-17640/43
VF500F INTERCEPTOR	84-85	530-108	15-44		
VF500C MAGNA V30	84-85	530-108	15-44		
FT500 ASCOT	82-84	530-100	15-42	95-07315	95-17640/43
CB500T	75-76	530-98	15-33	95-07015/17	N/A
CB500FOUR/K1/K2	71-73	530-100	17-34	95-07217/18	95-17233/37
CMX450C REBEL	86-87	525-112	17-37	95-06115/16	95-16038/46
CB450SC NIGHTHAWK	82-86	530-106	17-36	95-07015/17	95-17640/43
CM450A/C/E	82-83	530-102	17-34	95-07015/17	95-17034/41
CB450T HAWK	82	530-100	16-36		
CM400A/C/E/T	79-81	530-102	16-35		
CB400F	75-77	530-96	17-38	95-07015/17	95-17134/38
CB360	73-77	530-98	16-33		
CL350	68-73	530-96	16-38		
CB350K TWIN	68-73	530-94	16-36		
CB350 F/F1	73-74	530-96	16-38		
CB400T HAWK 2	78-79	530-100	16-37	95-07015/17	95-17034/41
CB400T HAWK 1	78	530-100	16-37		
CM200 T TWIN STAR	80-82	428-112	15-35	95-02013/17	95-12231/35
CM185T	78-79	428-112	15-35		
CB125S	84-85	428-110	14-43		
CB125S	73-82	428-100	15-35		
MTX125 R	87-89	520-106	13-40	95-04613	N/A
CA125 S Rebel	95-00	520-112	13-39		
MBX125 FE	84-85	520-102	13-39		
NS125	85-89	520-106	13-33		
NSR125 F	85-88	520-110	13-35		
CB125	73-82	428-100	15-35	N/A	95-12134/39
MTX200 RWD, RWF	83-86	520-104	13-42	N/A	95-14541
CB200T	74-76	520-94	15-35	95-04613	N/A
CB175 K3-K7	69-72	428-112	16-39	95-03015/16	95-12231/35

JAPANESE

HONDA	YEAR	STK CHAIN	STK TEETH	EMGO FRONT #	EMGO REAR #
CB125	73-82	428-100	15-35	N/A	95-12134/39
CL175 K3-K7	69-72	428-116	16-39	N/A	95-12139
CB100 K1-K2	71-72	428-104	14-40	95-02215	95-12231/35
C70 (PASSPORT)	82-83	420-96	14-36	95-00012/17	95-10336/41
C70 (PASSPORT)	80-81	420-96	14-36		
MB5	82	420-106	13-43	NA	95-10136/46
ZB50	88	420-100	15-37	95-00012/17	95-10233/44
C50	75-80	420-98	13-41	N/A	95-10336/41
C50 E Super Cub	84-85	420-98	13-41		
KAWASAKI	YEAR	STK CHAIN	STK TEETH	EMGO FRONT #	EMGO REAR #
ZX11 A1/A2 (GPZ)	83-84	630-100	15-41	95-29415	95-39132/46
KZ1100 B2 (GPZ)	82	630-98	15-42	95-29314/16	95-39132/46
KZ1100 B1 (GPZ)	81	630-98	15-41		
KZ1000 R1/R2 (REPLICA)	82-83	630-98	15-41	95-29314/16	95-39132/46
KZ1000 P2/P20 POLICE	83-01	630-98	15-41		
KZ1000 P1 POLICE	82	630-96	15-41		
KZ1000 M1/M2 (CSR)	81-82	630-96	15-39		
KZ1000 K1/K2 (LTD)	81-82	630-96	15-39		
KZ1000 J1/J3	81-83	630-96	15-41		
KZ1000 G1 CLASSIC	80	630-92	15-33	95-29214/16	95-39132/46
KZ1000 D3 (Z1R)	80	630-92	15-35		
KZ1000 D1 (Z1R)	78	630-92	15-33		
KZ1000 C3/C4 POLICE	80-81	630-92	15-35		
KZ1000 C1/C2 POLICE	78-79	630-94	15-37		
KZ1000 B1/B4 (LTD)	77-81	630-92	15-33		
KZ1000 A3/A4	79-80	630-92	15-35		
KZ1000 A1/A2	77-78	630-92	15-33		
ZX900 A1L NINJA	84	530-114	17-50	95-27316/18	95-37444/50
ZX900 A1/A3 NINJA	84-86	530-114	17-50		
KZ900 A4/A5	76-77	630-92	15-33	95-29214/16	95-39033/37
KZ900 B1 (LTD)	76	630-92	15-35	95-49114/15	95-39033/37
Z1/Z1A/Z1B	73-75	630-92	15-35		
ZX750 A1/A3 (GPZ)	83-85	630-94	15-38	95-29615	95-39132/46
ZX750 E1/E2 (TURBO)	84-85	630-98	15-46	95-49114/15	95-39132/46
KZ750 L3	83	630-88	13-33		
KZ750 R1 (GPZ)	82	630-88	13-33		
KZ750 M1 (CSR)	82	530-106	16-38	95-47315/17	95-37338/46
KZ750 H1/H4 (LTD)	81-83	630-84	13-32	95-49114/15	95-39132/46
KZ750 E1/E3	80-82	630-84	13-33		
KZ750 G1 (LTD)	80	530-106	16-38	95-47315/17	95-37338/46
KZ750 B1/B4	76-79	530-106	16-38		
H2 MACH IV 750 H2A/B/C	72-75	530-120	14-41	95-27014/16	95-37033/48
KZ700 A1/A1L	84	630-88	13-33	95-49114/15	95-39132/46
KZ650 H1/H3 (CSR)	81-83	630-84	13-33		
KZ650 F1	80	530-102	16-42	95-47315/17	N/A
KZ650 E1 (LTD)	80	530-102	16-41	95-47315/17	95-37338/46
KZ650 D SR,D2	77-79	530-102	16-41		
KZ650 D SR,D1	78-79	530-102	16-40		
KZ650 C1/C3 CUSTOM	77-79	530-102	16-42		
KZ650 B1/B3	77-79	530-102	16-42	95-47315/17	N/A
ZX550 A1/A3 (GPZ)	84-86	520-104	16-38	95-24113/17	95-85138/46
KZ550 D1 (GPZ)	81	530-100	16-38	95-47315/17	95-37338/46
KH500 A1 H1-D/E/F	73-76	530-106	15-45	95-27014/16	95-37240/45
KZ440 K1,D2/D6 (LTD)	80-85	530-104	15-45	95-20215	95-37033/48
KZ440 B1/B2	80-81	530-100	15-45		
KZ440 A1/A4 (LTD)	80-83	530-104	15-45		
KZ400 H1 (LTD)	79	530-104	15-45		
KZ400 S,S2,S3	75-77	530-100	15-45		
KZ400 D,D3,D4	74-77	530-100	15-45		
KZ400 C1	78	530-100	15-45		

CLASSIC BRITISH/VINTAGE JAPANESE



SPROCKETS FOR VINTAGE JAPANESE STREET BIKES

KAWASAKI	YEAR	STK CHAIN	STK TEETH	EMGO FRONT #	EMGO REAR #
KZ400 B1/B2	78-79	530-100	15-45	95-20215	95-37033/48
KZ400 A1/A2 DELUXE	77-78	530-100	15-45		
KH400 A3/A5	76-78	530-104	15-41	95-27014/16	95-37033/41
KZ250 D1(LTD)D2(CSR)	80-81	520-102	15-37	95-24212/17	95-34037/54
KZ200 A1A	78	520-98	15-40		
KZ200 A1/A2	78-79	520-98	15-40		
KH100 B7/B8	76-77	428-110	14-37	95-22213/16	95-32334/50
AR80 A1	82	420-114	15-43	95-20013/16	95-50137/54
AR50 A1	82-83	420-116	13-46		
SUZUKI	YEAR	STK CHAIN	STK TEETH	EMGO FRONT #	EMGO REAR #
GS1150 ES3/ESG	84-86	630-102	15-42	95-49114/15	95-59040/43
GS1100ES	83	630-98	15-42	95-49114/15	95-59040/43
GS1100S	83	630-96	15-42		
GS1100L	80	630-96	15-40		
GS1100E	80-83	630-96	15-42		
GS1000S	79-82	630-96	15-42	95-49114/15	95-59040/43
GS1000L	79	630-96	15-42		
GS1000E	78-80	630-96	15-42		
GS1000	78-79	630-96	15-42		
GT750	73-77	530-106	15-40	95-47114/17	95-57138/51
GSXR750	93-95	530-108	15-42	95-47313/18	95-57138/51
GSXR750	90-92	530-108	15-43		
GS750E	83	530-112	14-43		
GS700E	85	530-114	14-45		
GS650E	81-82	530-106	15-45		
GS750T	82-83	630-96	15-41	95-49100	95-59040/43
GS750S	83	630-96	15-41		
GS750L	80-81	630-96	15-40		
GS750E	80-82	630-96	15-41		
GS750L	79	630-96	15-41	95-49113/16	95-59040/43
GS750E	78-79	630-96	15-41		
GS750	77-79	630-96	15-41		
GS550T	81	530-110	15-50	95-47313/18	95-57138/51
GS550M (KATANA)	82	530-112	15-50		
GS550L	83-86	530-112	15-47		
GS550L	81	530-108	15-49		
GS550L	79	530-110	15-50		
GS550E	83-86	530-112	14-48		
GS550L	82	530-108	15-49	95-47313/18	95-57033/50
GS550 N	79	530-110	15-50		
GS550 B/C	77-78	530-108	15-50		
GS450L	86-89	530-108	16-42		
GS450E	84	530-110	16-45		
GS450TX	83	530-108	16-43		
GS450L	84	530-102	16-42		
GS450T	81-82	530-104	16-43		
GS450S	80-82	530-104	16-45		
GS450L	80-82	530-102	16-41		
GS450E	80-82	530-104	16-45		
GS425L,E N	79	530-104	16-45		
GT550	71-77	530-108	16-40	95-47114/17	95-57033/50
T500	68-75	530-112	15-33	95-47015	95-57033/50
GT500	76-77	530-110	15-33		
GS400X	77-78	530-104	16-45	95-47313/18	95-57033/50
GS400	77-78	530-104	16-45		
GSX400	80-87	530-104	15-44	N/A	95-57033/50
GN400X	80-81	520-98	16-37	95-44313/16	95-54637/42
GN400T	80-82	520-98	16-37		
GT380	73-77	530-104	15-40	95-47114/17	95-57033/50
GS300L	82-85	520-108	15-42	95-44213/15	95-55639/42

JAPANESE

SUZUKI	YEAR	STK CHAIN	STK TEETH	EMGO FRONT #	EMGO REAR #
GN250	82-99	520-100	15-41	N/A	95-55341
GT250	79-85	520-102	15-41		
GT250	73-77	525-96	14-41	95-46013/15	95-56041/43
GS250	80-81	520-106	15-47	95-44213/15	95-54237/47
RG250 Gamma *all but 85	*83-88	520-110	14-39	95-44414/16	N/A
GSX250 Katana (Germany)	82-84	520-110	14-47	N/A	95-54447
TSX80 (TS80X)	84-87	428-122	14-43	95-42113/15	95-92344/53
A100	ALL	428-108	14-37		
B120	71-77	428-106	14-31		
GP100	78-80	428-120	15-46		
GP125	80-89	428-118	15-41		
RG125	86-96	428-128	15-42		
TS125	78-84	428-114	15-44		
GS125 (Drum Brake)	79-82	428-116	14-42	95-42213/15	95-52431/50
GS125 ES (Disc Brake)	83-98	428-43	14-43		
TC125	72-75	520-94	12-39	95-44612	95-54039/50
RG 80 Gamma	86-87	428-132	14-47	95-42113/15	95-52447
OR50 N,T	79-80	420-98	13-43	95-60210/16	95-50137/54
YAMAHA	YEAR	STK CHAIN	STK TEETH	EMGO FRONT #	EMGO REAR #
FJ1100 L/N/CN/CL	84-85	530-110	17-42	95-67315/17	95-77838/48
XV920R H/J	81-82	630-90	16-35	95-69016	95-79035
FJ600	84-85	530-106	16-45	95-67216/17	95-77938/46
XJ550R SECA	82-83	530-104	16-45	95-67216/17	N/A
XJ550R SECA	81	530-104	16-46		
XJ550 MAXIM	81-83	530-104	16-45		
XS500	76-78	530-106	16-42	95-47313/18	95-77633/43
XS500	75-77	530-108	17-43	95-47313/18	95-78232/43
TX500	73-74	530-108	17-43		
SR500	78-81	530-104	16-42	95-47313/18	95-77140/44
RZ500	84-86	530-110	15-40	95-67315/17	N/A
XS400R	82-83	530-100	16-35	95-67216/17	95-77035/38
XS400R MAXIM	82-83	530-102	16-38		
XS400S SECA	82	530-102	16-37	95-47114/17	95-77637
XS400 HERITAGE	80-81	530-102	16-37	95-47114/17	95-77633/43
XS400 E,F,2F	78-79	530-102	16-39		
XS400 D/2E	77-78	530-96	16-37		
RD400 F DAYTONA	79	530-96	16-37	N/A	95-77637
RD400 C,D,E	76-78	530-96	17-38	95-47114/17	95-77338/40
XS360 C,D,2D	76-77	530-100	16-40		
RZ350 L,N	84-85	520-106	17-40	95-24213/16	95-74137/45
SR250T	81	520-102	16-46	95-24213/16	95-74041/51
SR250 (EXCITER)	80-82	520-102	16-46		
SR185 H,J	81-82	428-118	15-44	95-22213/16	95-73144
RD125	74-76	428-110	14-39	N/A	95-72239
RS100	75-80	428-102	15-36	N/A	95-72336/49
RS125 DX	76-84	428-110	15-36		
RSX100	83-94	428-110	15-37		
RX100	83-94	428-110	15-37		
RD80 LC 2	83-85	428-118	14-48	95-62214	95-72045/49
LB80 2 AD,AE	77-78	420-88	14-31	95-60113/16	95-70131/48
LB80 2 AC,3D	76-77	420-92	14-36		
YSR50 B,D,T,U,W	87-92	420-100	12-44	95-60210/17	95-70038/52
RX50 M,K,L (M.SPECIAL)	83-84	420-110	12-47		
RX50 K,L (SPECIAL)	83-84	420-110	12-47		
LB50 (CHAPPY)	76-82	420-92	14-32	95-60113/16	95-70038/52

HONDA	YEAR	STK CHAIN	STK TEETH	EMGO FRONT #	EMGO REAR #
Z50	69-87	420-76	13-37	95-00012/15	95-10637
XL75	77-79	420-94	14-36	95-00112/15	95-10235/46
XR75	73-76	420-100	14-44		
XR75	77-78	420-100	14-46		
XR80	79-84	420-100	14-46		
CT70	69-71	420-88	15-38		
CT70H	70-72	420-92	14-45	95-00112/15	95-10235/46
SL70	71-73	420-96	13-44		
XL70	74-76	420-96	13-44		
XL80S	80-85	420-96	15-37		
CR60R	83-84	420-104	14-45	95-00012/15	95-10445/49
CR80R	80-84	420-114	14-49		
XL100S	79-80	428-118	15-45	95-02214/15	95-12842/50
XL100S	81-85	428-108	15-42		
XR100	81-84	428-112	14-50		
CT110	80	428-104	15-45	N/A	95-12842
SL100	69-72	428-110	14-49	95-02013/15	95-12140/64
XL100	73-78	428-110	14-49		
CL125	73-74	428-102	15-42		
CT125	77	428-110	15-50		
SL125	71-74	428-110	15-49		
XL125	75-78	428-118	15-52		
XL125	79-85	428-124	14-56		
TL125	76	428-128	15-60		
CR125 R	83-85	520-112	13-51	95-05213	N/A
XL185	79-83	428-120	14-50	95-02013/15	95-12147/52
XR185	79	428-126	15-58		
XL200R	83-85	520-104	13-45		
XR200R/RA/RB/RC/RD	81-03	520-108	13-47		
XL250 Pro Link	84-87	520-102	13-40		
XR200	81-83	520-108	13-50	95-04212/16	95-14638/51
XR200	83-84	520-104	13-45		
CR250R	78-81	520-114	14-54	95-05114	95-11049
CR250R	82-83	520-116	14-54	95-05114	95-10954
CR250R	84-85	520-114	14-51	95-05112/14	95-15738/54
XL250S	78-81	520-102	14-53	95-04013/15	95-14940/50
XR250R	82-83	520-106	13-53		
XR250R	84-87	520-108	13-50	95-04212/16	95-14940/50
XR350R	85	520-106	14-42	95-05713/14	95-14940/50
XL350R	84-85	520-102	14-40	95-01414	95-14940/50
XR350R	83-84	520-104	14-42		
XL400	82-83	520-98	14-44	N/A	95-14139/53
CR500R	84-85	520-116	14-51	95-05513/15	95-15738/54
CR500R	82-01	520-114	14-49		
XL500S	79-81	520-96	14-41	95-04313/15	95-14940/50
XL500R	82	520-100	15-43		
XR500R	79-80	520-100	14-48		
XR500R	81-82	520-104	14-48		
XR500R	83-85	520-104	14-48		
XL600R	83-87	520-104	15-43		
XR600R	85-87	520-110	14-48		

KAWASAKI	YEAR	STK CHAIN	STK TEETH	EMGO FRONT #	EMGO REAR #
KX60	83-03	420-104	13-44	95-60113/16	95-30144/50
KDX80	84-88	420-118	14-48	95-60113/16	95-30144/50
KX80	83-85	420-120	14-50		
KD80	75	428-86	13-36	95-22213/16	N/A
KD80	76	428-98	14-39		
KD80	80-87	428-98	14-39		
MC1-90	73-75	428-96	14-36		
G4TR	70-75	428-110	15-42	95-22213/16	95-32334/50
KV100	76	428-110	15-42		
G5100	72-75	428-110	15-42		
KE100	76-01	428-110	15-42		
KD100	76-79	428-96	14-36		
KH100	76-77	428-110	14-37		
KM100	76-82	428-96	14-36		
F6 125	71-73	428-118	14-55	95-22213/16	N/A
KD125	77-79	428-118	14-50		
KE125	76-83	428-118	14-50		
KS125	74-75	428-118	14-50		
KX125	80-81	520-118	12-53	N/A	95-34542/52
KX125	82-83	520-114	12-50		
KX125	84-89	520-112	12-47		
KE175	80-83	428-116	14-44	N/A	95-32144
KDX175	80-82	520-118	12-52	N/A	95-34542/52
KDX200	83-85	520-112	13-48		
KDX250	80	520-110	14-50	95-24513/15	N/A
KDX250	81-82	520-118	14-52		
KE250	77-79	520-98	14-39		
KDX250	83-84	520-116	14-50	95-24513/15	95-34542/52
KX250	78-81	520-116	14-50		
KX250	82-86	520-114	14-50		
KL250	78-79	520-96	14-40	95-24212/17	N/A
KL250	80-84	520-96	14-40	95-24212/17	95-34140/44
KDX400	79-80	520-112	15-50	95-24513/15	N/A
KDX420	81	520-120	15-50		
KX420	80-81	520-118	15-48	95-24513/15	95-34950/52
KDX450	82	520-120	15-50		
KX500	83	520-112	14-43	95-24513/15	95-34442/52
KX500	84	520-118	15-46		
KX500	85	520-114	14-46		
KX500	86	520-116	14-48		
KL600	84-86	520-104	15-43	95-24113/17	N/A
SUZUKI	YEAR	STK CHAIN	STK TEETH	EMGO FRONT #	EMGO REAR #
JR50	78-06	420-28	13-28	95-60210/16	N/A
DS80/JR80	83-03	428-96	12-34	95-42312/14	95-32334/50
DS80	78-79	428-98	14-40	95-42312/14	N/A
DS80	80-82	428-88	12-34		
RM80	82	428-118	13-52	N/A	95-52644/52
RM80	83	428-116	13-50		
RM80	84-85	428-114	13-44		
DR100	83-90	428-112	13-42	95-42213/15	N/A
SP100	83	428-118	13-45		
DS100	78-81	428-114	14-44	N/A	95-52344/53
TS100	76-77	428-124	13-49		
TS100	78	428-114	14-44		
TS100	79-81	428-116	14-46		

SUZUKI	YEAR	STK CHAIN	STK TEETH	EMGO FRONT #	EMGO REAR #
DR125	82-84	428-122	14-47	95-42213/15	95-52344/53
SP125	82-83	428-122	14-47		
RM125	76	428-130	14-57	95-42213/15	95-52344/53
RM125	77-78	428-132	14-59		
RM125	79	428-132	13-59		
RM125	80	520-108	12-51	95-44912	95-55041/51
RM125	81-84	520-114	12-51		
RM125	85	520-116	12-49		
TC125	73-77	520-92	12-39	N/A	95-54039/50
RS175	80-82	520-106	12-46	95-44912	95-55041/51
DS185	78-80	520-102	12-39	N/A	95-54039/50
TS185	71-81	520-102	12-39		
TC185	74-77	520-94	12-39		
DR250	82-85	520-104	13-42	95-44313/16	N/A
SP250	82-85	520-102	15-42		
RM250	79-80	520-108	14-50	95-44711/13	N/A
RS250	80-81	520-110	13-52		
PE250	77-81	520-110	13-52	95-44711/13	N/A
RM250	76-78	520-108	13-50		
RM250	81-83	520-116	14-50		
RM250	84-86	520-116	14-50	95-44811/15	95-55246/49
DR250	82-87	520-104	13-42	N/A	95-54342
SP250	82-85	520-102	15-42		
DR370	77-80	520-110	15-42		
SP370	77-82	520-102	15-42		
SP400	79-82	520-102	15-42		
DR370	78-79	520-110	15-42	95-44313/16	N/A
SP370	78-79	520-110	15-42		
RM370	76-77	520-108	13-50	95-44711/14	N/A
DR400	80	520-108	16-46	95-44313/16	N/A
PE400	80-81	520-108	15-46	95-44711/14	N/A
RM400	78	520-110	13-50		
RM400	79-80	520-108	14-49	95-44711/14	N/A
SP400	80	520-100	15-42	95-44313/16	N/A
RM465	81-82	520-112	14-49	95-44711/14	95-55246/49
DR500	81-83	520-106	14-47	95-44313/16	N/A
SP500	81-83	520-106	15-46	N/A	95-55041/51
RM500	83-84	520-116	14-46	95-44711/14	95-55247/48
SP600	85	520-108	16-42	95-44516	95-55247/48
YAMAHA	YEAR	STK CHAIN	STK TEETH	EMGO FRONT #	EMGO REAR #
JT1/JT2 Mini Enduro	71-72	420-90	13-41	N/A	95-70038/52
YZ60	81-83	420-98	13-42	95-60113/16	N/A
DT80	77-83	420-106	14-41	N/A	95-70038/52
GT80	73-79	420-106	14-41		
MX80	80-82	420-106	14-41		
TY80	74-75	420-106	12-41		
YZ80	74-77	420-106	13-48		
PW80/ZINGER	83-11	420-84	15-32	95-60113/16	95-70131/48
YZ80	78-79	428-108	14-51	95-42312/14	95-72542/55
YZ80	81-82	428-110	13-44	95-22213/17	95-72542/55
YZ80	83	428-108	12-42		
YZ80	84-92	428-118	14-48	95-22213/17	95-72646/48
DT100	77-83	420-102	14-45	95-60113/16	95-70131/48
MX100	79-83	420-104	14-48		

YAMAHA	YEAR	STK CHAIN	STK TEETH	EMGO FRONT #	EMGO REAR #
YZ100	76-77	520-90	12-40	95-64511/14	95-74040/46
YZ100	78-79	520-98	12-43		
YZ100	80-81	520-100	12-45		
YZ100	82-83	520-106	12-50	95-64511/14	95-74638/52
AT1,2,3	70-73	428-112	14-45	95-22213/17	95-72542/55
DT125	74-77	428-114	15-45		
DT125	78-81	428-118	15-49		
XT125	82-83	428-120	14-54		
IT125	80-81	520-100	12-46	95-64511/14	95-74041/46
YZ125X	76	520-98	12-46		
YZ125	77-79	520-104	12-51		
IT175	77-79	520-96	12-41		
YZ125	80-82	520-104	12-48	95-64511/14	95-74638/51
YZ125	83-84	520-110	12-48		
YZ125	85-86	520-112	13-50		
CT-1,2,3	70-73	428-112	16-45	95-22213/17	95-72542/55
DT175	74-76	428-112	16-45		
DT175	78-81	428-118	16-49		
MX175	74-81	428-118	14-49		
TY175	75-76	428-116	13-51		
IT175	77-79	520-96	12-41	95-64511/14	95-74041/51
YZ175	76	520-98	12-44		
IT175	80-83	520-104	12-44	95-64511/14	95-74638/51
IT200	84-86	520-106	12-44		
DT250	75-79	520-104	14-47	95-24213/16	95-74345/48
IT250	77-78	520-104	14-46	95-24213/16	N/A
IT250	79-80	520-102	13-48		
IT250	81-82	520-110	13-50		
IT250	83	520-108	13-48		
YZ250	77-79	520-108	13-48		
YZ250	80-82	520-110	13-45		
YZ250	83-86	520-114	14-50		
TT250	80	520-102	15-51	95-24213/16	95-74041/51
TT250	81-82	520-100	14-49		
XT250	80-83	520-98	15-47		
DT400	77-78	520-102	16-43	95-24213/16	N/A
IT400	77-79	520-106	15-46		
YZ400	77-79	520-108	14-50		
IT425	80	520-102	14-46		
YZ465	80-81	520-108	14-46		
IT465	81-82	520-108	14-44		
IT490	83-84	520-110	14-44		
YZ490	82-90	520-112			
IT400	76	520-104	15-46	95-64012/16	N/A
MX400	75	520-106	14-50		
YZ400	76	520-106	14-50		
TT500	76-81	520-104	15-50		
XT500	76-81	520-100	16-44		
XT550	82-83	520-98	15-42	95-64314/16	95-74438/45
XT600	84-89	520-104	15-42		
XT600 Tenere	84-88	520-104	15-40	95-60015	N/A
TT600	83-86	520-112	14-50	95-64314/16	95-74638/52

VINTAGE JAPANESE MODEL		FRONT		REAR	
		Sintered Pad Standard Shoe	Full Metal Pad Grooved Shoe	Sintered Pad Standard Shoe	Full Metal Pad Grooved Shoe
Year(s)					
HONDA					
C50 Super Cub	75-91	93-39103	93-39153	93-39103	93-39153
NB 50/NB Aero 50	83-87	93-39101	93-39151	93-39102	93-39152
CD50 Benly	79-87	93-39103	93-39153	93-39104	93-39154
CF50 Chaly	79-97	93-39103	93-39153	93-39103	93-39153
CH50 Spacy	82	93-39103	93-39153	N/A	N/A
NC 50 Express	76-80	93-39101	93-39151	93-39101	93-39151
NC 50 Express / Humming	80-83	93-39101	93-39151	93-39102	93-39152
NQ 50 / D Spree / Eve	83-87	93-39101	93-39151	93-39101	93-39151
NU 50 M Urban Express / Runaway	82-83	93-39123	93-39173	93-39102	93-39152
NX 50 M Express	81-82	93-39101	93-39151	93-39102	93-39152
MB 50 / S MB5	80-82	91-51816	64-51866	93-39104	93-39154
PA 50 / II	78-81	93-39101	93-39151	93-39128	93-39178
PA 50 / II	82-83	93-39101	93-39151	93-39101	93-39151
Z50J Gorilla	81-16	93-39103	93-39153	93-39103	93-39153
Z50J Monkey	81-16	93-39103	93-39153	93-39103	93-39153
C 70 Passport / Super Cub 70	80-87	93-39103	93-39153	93-39103	93-39153
CL70 Scrambler	69-72	93-39103	93-39153	93-39103	93-39153
CF70 Chaly	82-85	93-39103	93-39153	93-39103	93-39153
ST70 Dax	74-95	93-39103	93-39153	93-39103	93-39153
LB2 80 Bop	78-80	93-27204	93-27254	93-27204	93-27254
NH 80 MD Aero / Lead	82-84	93-39103	93-39153	93-39102	93-39152
C90 All Models	75-92	93-39103	93-39153	93-39103	93-39153
CD90	79	93-39103	93-39153	93-39103	93-39153
CD90	80-93	93-39103	93-39153	93-39104	93-39154
GL90 / GS90 Benly	82-83	93-39103	93-39153	93-39103	93-39153
CB 100 Super Sport	70-73	93-39103	93-39153	93-39103	93-39153
CL 100 Scrambler	72-74	93-39103	93-39153	93-39103	93-39153
C111 / C115 Super Cub	62-63	93-39103	93-39153	93-39103	93-39153
CR 110 Super Cub 110	62	93-39103	93-39153	93-39103	93-39153
CT110 Trail 110	80-88	93-39103	93-39153	93-39104	93-39154
CG125	77-84	93-39103	93-39153	93-39103	93-39153
CH 125 Elite	83-85	93-39103	93-39153	93-39103	93-39153
CB125K / CD125K	70-76	93-39106	93-39156	93-39105	93-39155
CBX 125C	84-92	91-51827	64-51877	93-39104	93-39154
CB 125 S	79-85	93-39104	93-39154	93-39104	93-39154
CL 125K	70-72	93-39106	93-39156	93-39108	93-39158
CM 125 Custom	81-96	93-39110	93-39160	93-39108	93-39158
CB175K / CL175K Scrambler / Super Sport	67-73	93-39106	93-39156	93-39107	93-39157
CB 200 / T	74-76	93-39106	93-39156	93-39107	93-39157
CB 200	82	93-39103	93-39153	93-39106	93-39156
CM 200 T Twinstar	80-82	93-39110	93-39160	93-39108	93-39158
CM 250 TB	81	91-51804	64-51854	93-39111	93-39161
CM 250 / CC	82-85	93-39110	64-39160	93-39108	93-39158
CB 250 / Hawk	1980	91-51804	64-51854	93-39111	93-39161
CB 250RS	80-84	91-51804	64-51854	93-39107	93-39157
CB 350 F/F1/G	73-76	91-51801	64-51851	93-39113	93-39163
CB 360	74-77	N/A	N/A	93-39113	93-39163
CB 360 G/T	73-76	91-51801	64-51851	93-39113	93-39163
CJ 360 T	76-77	N/A	N/A	93-39113	93-39163
CBX 400F/FC/F2C	82-84	91-51822	64-51872	91-51822	64-51872
CB 400 F	75-77	91-51801	64-51851	93-39113	93-39163
CB 400 A Hondamatic	78	91-51804	64-51854	93-39111	93-39161
CB 400 T MK I Hawk	78-81	91-51804	64-51854	93-39111	93-39161
CM 400 A/T	79-81	91-51804	64-51854	93-39111	93-39161
CM 400 C Custom	81	91-51808	64-51858	93-39111	93-39161
CM 400 E	80-81	N/A	N/A	93-39111	93-39161
CB 450	70-71	91-51800	64-51850	93-39114	93-39164
CB 450	72-74	91-51801	64-51851	93-39114	93-39164
CB 450 T Hawk	82	91-51823	64-51873	93-39111	93-39161
CB 450 SC Nighthawk	82	91-51823	64-51873	93-39111	93-39161
CB 450 SC Nighthawk	83-86	91-51807	64-51857	93-39111	93-39161
CM 450 E	82-83	N/A	N/A	93-39111	93-39161
CM 450 C (to CM 001211)	82	91-51808	64-51858	93-39111	93-39161
CM 450 C (from CM 001212)	82	91-51823	64-51873	93-39111	93-39161
CM 450 A Hondamatic	82	91-51808	64-51858	93-39111	93-39161
CM 450 A Hondamatic	83	91-51823	64-51873	93-39111	93-39161

VINTAGE JAPANESE STREET MODEL		Year(s)	FRONT		REAR	
			Sintered Pad Standard Shoe	Full Metal Pad Grooved Shoe	Sintered Pad Standard Shoe	Full Metal Pad Grooved Shoe
HONDA						
CB 500/F/K/T		71-78	91-51801	64-51851	93-39114	93-39164
CX 500		78-79	91-51805	64-51855	93-39118	93-39168
CX 500 C Custom		79-81	91-51805	64-51855	93-39118	93-39168
CX 500 C Custom		82	91-51807	64-51857	93-39118	93-39168
CX 500 D Deluxe		79-81	91-51805	64-51855	93-39118	93-39168
CX 500 TC Turbo		82	91-51807	64-51857	91-51807	64-51857
FT 500 Ascot		82-83	91-51807	64-51857	91-51807	64-51857
GL 500 Silverwing		81-82	91-51807	64-51857	93-39118	93-39168
GL 500 I Silverwing Interstate		81-82	91-51808	64-51858	93-39118	93-39168
VT 500 C Shadow		83-86	91-51807	64-51857	93-39111	93-39161
VT 500 FT Ascot		83-84	91-51807	64-51857	93-39111	93-39161
VF 500 C V30 Magna		84-85	91-51807	64-51857	93-39118	93-39168
VF 500 F Interceptor		84-86	91-51807	64-51857	91-51807	64-51857
CB 550/F 550 Four / Super Sport		74-80	91-51801	64-51851	93-39114	93-39164
CB 550SC 'Nighthawk'		83	91-51807	64-51857	93-39111	93-39161
CBX 550F/F2/F2C		82-86	91-51822	64-51872	91-51822	64-51872
CB 650		79-81	91-51804	64-51854	93-39117	93-39167
CB 650 C Custom		80-81	91-51804	64-51854	93-39117	93-39167
CB 650		82	91-51807	64-51857	93-39117	93-39167
CB 650 SC Nighthawk		82	91-51823	64-51873	93-39117	93-39167
CB 650 SC Nighthawk		83-85	91-51807	64-51857	93-39118	93-39168
CX 650 C Custom		83	91-51807	64-51857	93-39118	93-39168
CX 650 T Turbo		83	91-51807	64-51857	91-51807	64-51857
GL 650 Silverwing/GL 650 Silverwing Interstate		83	91-51807	64-51857	93-39118	93-39168
CB 700 SC/S Nighthawk		84-86	91-51807	64-51857	93-39121	93-39171
VF 700 F Interceptor		84-85	91-51807	64-51857	91-51826	64-51876
VF 700 S Sabre		84-85	91-51807	64-51857	93-39118	93-39168
VT 700 C Shadow		84-85	91-51823	64-51873	93-39118	93-39168
CB 750 A Hondamatic		76-78	91-51801	64-51851	93-39117	93-39167
CB 750 C Custom		80-81	91-51804	64-51854	93-39117	93-39167
CB 750 C Custom		82	91-51808	64-51858	93-39117	93-39167
CB 750 C (frame# CM 204182 UP)		82	91-51823	64-51873	93-39117	93-39167
CB 750 F Supersport		75-76	91-51801	64-51851	91-51802	64-51852
CB 750 F Supersport		77-80	91-51803	64-51853	91-51803	64-51853
CB 750 F Supersport		81-82	91-51808	64-51858	91-81314	64-81364
CB 750 K1/K6		70-76	91-51802	64-51852	93-39117	93-39167
CB 750 K		77-78	91-51801	64-51851	93-39117	93-39167
CB 750 K		79-82	91-51804	64-51854	93-39117	93-39167
CB 750 L Limited Edition		79	91-51804	64-51854	93-39117	93-39167
CB 750 SC Nighthawk		82-83	91-51807	64-51857	93-39117	93-39167
CBX 750F (RC17)		84-87	91-51807	64-51857	91-51826	64-51876
VF 750 C V45 Magna		82-83	91-51807	64-51857	93-39118	93-39168
VF 750 F V45 Interceptor		83-84	91-51807	64-51857	91-51826	64-51876
VF 750 S Sabre		82-83	91-51807	64-51857	93-39118	93-39168
VT 750 C Shadow		83	91-51823	64-51873	93-39118	93-39168
CB 900 C Custom		80	91-51803	64-51853	91-51805	64-51855
CB 900 C Custom		81	91-51805	64-51855	91-51805	64-51855
CB 900 C Custom		82	91-51808	64-51858	91-51807	64-51857
CB 900 F Supersport		81-82	91-51808	64-51858	91-51807	64-51857
CBX		79-80	91-51803	64-51853	91-51805	64-51855
CBX		81-82	91-51808	64-51858	91-51807	64-51857
CB 1000 C Custom		83	91-51807	64-51857	91-51807	64-51857
GL 1000 K/L		75-77	91-51805	64-51855	91-51802	64-51852
GL 1000 Goldwing		78-79	91-51805	64-51855	91-51802	64-51852
VF 1000 F / Interceptor		84-87	91-51807	64-51857	91-51826	64-51876
CB 1100 F Supersport		83	91-51807	64-51857	91-51807	64-51857
GL 1100 / I Goldwing		80	91-51803	64-51853	91-51805	64-51855
GL 1100 / I Goldwing/Interstate		81	91-51805	64-51855	91-51805	64-51855
GL 1100 / I Goldwing/Interstate		82	91-51808	64-51858	91-51807	64-51857
GL 1100 / I Goldwing/Interstate		83	91-51807	64-51857	91-51807	64-51857
GL 1100 A Goldwing Aspencade		82-83	91-51808	64-51858	91-51807	64-51857
VF 1100 C V65 Magna		83-86	91-51807	64-51857	91-51826	64-51876
VF 1100 S V65 Sabre		84-85	91-51807	64-51857	91-51826	64-51876
GL 1200/1200 I/ 1200 A Goldwing		84-87	91-51826	64-51876	91-51826	64-51876

BRAKES FOR VINTAGE JAPANESE STREET BIKES

JAPANESE

VINTAGE JAPANESE STREET MODEL		Year(s)	FRONT		REAR	
			Sintered Pad Standard Shoe	Full Metal Pad Grooved Shoe	Sintered Pad Standard Shoe	Full Metal Pad Grooved Shoe
KAWASAKI						
AR 50 A1		81-87	91-81316	64-81366	93-42000	93-42050
AR 80 A1		81-87	91-81316	64-81366	93-42000	93-42050
AR 125		84-87	91-81319	64-81369	93-42003	93-42053
KZ 250 D1 LTD/D2 CSR		80-81	93-42006	93-42056	93-42003	93-42053
KZ 250 L1CSR		82	93-42006	93-42056	93-42003	93-42053
KZ 250 W1LTD		83	93-42006	93-42056	93-42003	93-42053
S1 250		71-73	N/A	N/A	93-42008	93-42058
KZ 305 A1/A2 CSR		81-82	91-81314	64-81364	93-42007	93-42057
KZ 305 B1 CSR		82	91-81314	64-81364	93-42007	93-42057
EX 305 B1 GPz		83	91-81318	64-81368	93-42007	93-42057
350 SS S2A Mach II		71-73	91-81309	N/A	93-42008	93-42058
KH 400 A		76-78	91-81309	N/A	93-42008	93-42058
KZ 400		77-78	91-81302	64-81352	93-42008	93-42058
KZ 440 A1-A3		80-82	91-81305	64-81355	93-42007	93-42057
KZ 440 A4		83	91-81314	64-81364	93-42007	93-42057
KZ 440 B1/B2		80-81	N/A	N/A	93-42007	93-42057
KZ 440 K1/D1-D4 LTD		80-82	91-81305	64-81355	93-42007	93-42057
KZ 440 D5 LTD		83	91-81314	64-81364	93-42007	93-42057
KZ 440 G1		82	91-81314	64-81364	93-42007	93-42057
KH/H1 500		73-76	91-81309	64-81359	93-42018	93-42068
KZ 550 A1		80	91-81305	64-81355	93-42009	93-42059
KZ 550 A2-A4		81-83	91-81314	64-81364	93-42009	93-42059
KZ 550		78-79	N/A	N/A	91-71905	64-71955
KZ 550 C1-C4 LTD		80-83	91-81314	64-81364	93-42009	93-42059
KZ 550 D1 GPz		81	91-81314	64-81364	91-81314	64-81364
KZ 550 F1 Spectre F2 LTD		83-84	91-81314	64-81364	93-42009	93-42059
KZ 550 H1/H2 GPz		82-83	91-81314	64-81364	91-81314	64-81364
KZ 550 M1 LTD		83	91-81314	64-81364	93-42009	93-42059
ZX 550 A1-A3 GPz		84-86	91-81318	64-81368	91-81318	64-81368
KZ 650 B1/B2/B2A/B3		77-79	91-81309	64-81359	93-42009	93-42059
KZ 650 D1/D1A SR Series		78-79	91-81309	64-81359	91-71905	64-71955
KZ 650 D2 SR Series		79	91-81305	64-81355	91-71905	64-71955
KZ 650 E1 LTD		80	91-81305	64-81355	93-42009	93-42059
KZ 650 F1		80	91-81305	64-81355	93-42009	93-42059
KZ 650 H1-H3 CSR		81-83	91-81314	64-81364	93-42009	93-42059
KZ 700 A1		84	91-81314	64-81364	91-81314	64-81364
ZN 700 A1/A2 LTD		84-85	91-81318	64-81368	91-81318	64-81368
H2 750 "Mach IV"		72-75	91-81301	64-81351	93-42011	93-42061
KZ 750 B1-B4		76-79	91-81309	64-81359	91-81307	64-81357
KZ 750 E1-E3		80-82	91-81314	64-81364	91-81314	64-81364
KZ 750 F1 LTD		83	91-81314	64-81364	91-81314	64-81364
KZ 750 G1 LTD		80	91-81305	64-81355	93-42009	93-42059
KZ 750 H1-H4 LTD		80-83	91-81314	64-81364	91-81314	64-81364
KZ 750 K1/K2 LTD		83-84	91-81318	64-81368	93-42009	93-42059
KZ 750 L3		83	91-81314	64-81364	91-81314	64-81364
KZ 750 M1 CSR		82	91-81314	64-81364	93-42009	93-42059
KZ 750 N1/N2 Spectre		82-83	91-81314	64-81364	91-81314	64-81364
KZ 750 R1 GPz		82	91-81314	64-81364	91-81314	64-81364
ZX 750 A1/A2/A2L/A3 GPz		83-85	91-81318	64-81368	91-81318	64-81368
ZX 750 E1/E2 Turbo		84-85	91-81318	64-81368	91-81318	64-81368
Z1/A/B 900		73-75	91-81301	64-81351	93-42010	93-42060
KZ 900 B1 LTD		76	91-81309	64-81359	91-81307	64-81357
KZ 900 A4/A5		76-77	91-81309	64-81359	93-42010	93-42060
ZX 900 A1-A6 GPZ900R		84-89	91-81318	64-81368	91-81318	64-81368
KZ 1000 A1/A2/A2A		77-78	91-81309	64-81359	91-71905	64-71955
KZ 1000 A3/A3A/A4		79-80	91-81305	64-81355	91-71905	64-71955
KZ 1000 B1/B2 LTD		77-78	91-81309	64-81359	91-81307	64-81357
KZ 1000 B3/B4 LTD		79-80	91-81305	64-81355	91-71905	64-71955
KZ 1000 C1/C1A Police Series		78	91-81309	64-81359	91-71905	64-71955
KZ 1000 C2-C4		79-81	91-81305	64-81355	91-71905	64-71955
KZ 1000 D1 Z1-R series		78	91-81309	64-81359	91-71905	64-71955
KZ 1000 D3 Z1-R series		80	91-81305	64-81355	91-71905	64-71955
KZ 1000 E1/E2 ST & Shaft		79-80	91-81317	64-81367	91-71905	64-71955
KZ 1000 G1 Classic		80	91-81305	64-81355	91-71905	64-71955
KZ 1000 J1-J3		81-83	91-81314	64-81364	91-81314	64-81364
KZ 1000 K1/K2 LTD		81-82	91-81314	64-81364	91-81314	64-81364
KZ 1000 M1/M2 CSR		81-82	91-81314	64-81364	91-81314	64-81364
KZ 1000 P1-P20 Police		82-01	91-81314	64-81364	91-81314	64-81364
KZ 1000 R1/R2 Replica		82-83	91-81314	64-81364	91-81314	64-81364

VINTAGE JAPANESE STREET MODEL		FRONT		REAR	
		Sintered Pad Standard Shoe	Full Metal Pad Grooved Shoe	Sintered Pad Standard Shoe	Full Metal Pad Grooved Shoe
Year(s)					
KAWASAKI					
KZ 1100 A1-A3	81-83	91-81314	64-81364	91-81314	64-81364
KZ 1100 B1/B2 GPz	81-82	91-81314	64-81364	91-81314	64-81364
KZ 1100 D1/D2 Spectre	82-83	91-81314	64-81364	91-81314	64-81364
KZ 1100 L1 LTD	83	91-81314	64-81364	91-81314	64-81364
ZN 1100 B1/B2 LTD	84-85	91-81318	64-81368	91-81318	64-81368
ZX 1100 A1/A2 GPz	83-84	91-81318	64-81368	91-81318	64-81368
KZ 1300 A1/A2/A3/A4	79-82	91-81317	64-81367	91-71905	64-71955
KZ 1300 B2 Touring	80	91-81317	64-81367	91-71905	64-71955
ZN 1300 A1-A6 Voyager	83-88	91-81318	64-81368	91-81318	64-81368
SUZUKI					
A50/AP50	71-78	93-42000	93-42050	93-42000	93-42050
FA 50 Shuttle	80-91	93-41013	93-41063	93-41013	93-41063
FZ 50 Shuttle	79-83	93-41014	93-41064	93-41014	93-41064
RT 50 Wolf	82	93-42000	93-42050	93-42000	93-42050
FS 50 T/X	80-81	93-41013	93-41063	93-41013	93-41063
RG 50 Gag / Gamma	83-95	91-71916	64-71966	93-41014	93-41064
TS 50K	79-80	93-42000	93-42050	93-42000	93-42050
TS 50ER	80-83	93-42000	93-42050	93-41003	93-41053
TS 50XK	84-93	93-41015	93-41065	93-41014	93-41064
OR 50 N	79	93-42000	93-42050	93-42000	93-42050
OR 50 T	80	93-41003	93-41053	93-41003	93-41053
FR 70	74-76	93-42000	93-42050	93-42000	93-42050
FR 80	77-85	93-42000	93-42050	93-42000	93-42050
GT 80	81-83	91-81319	64-81369	93-42000	93-42050
RG 80 Gamma	81-83	91-81319	64-81369	93-42000	93-42050
RG 80 Gamma	84-86	91-71926	64-71976	93-42003	93-42053
TS 80ER	81-83	93-42003	93-42053	93-41003	93-41053
TS 80X	84-88	93-41015	93-41065	93-41014	93-41064
XN 85 D 850cc Turbo	83	91-71910	64-71960	91-71905	64-71955
GP 100	78-81	93-41018	93-41068	93-42000	93-42050
GT 100	78	91-81301	64-81351	N/A	N/A
GN 125E	82-83	91-71916	64-71966	93-42003	93-42053
GN 125 Z/L	82-90	91-71929	64-71979	93-42003	93-42053
GT125	75-81	91-81301	64-81351	93-42003	93-42053
GT125E	78-79	91-71908	64-71958	93-42003	93-42053
GT125E	80	91-71916	64-71966	93-42003	93-42053
GS125ES Katana	83	91-71929	64-71979	93-42003	93-42053
GS125/E Katana	82-94	91-71916	64-71966	93-42003	93-42053
RV125 Tracker	73	93-42000	93-42050	93-42003	93-42053
RV125 Tracker	74-77	93-42003	93-42053	93-42003	93-42053
GT185	76-77	91-81301	64-81351	93-42003	93-42053
GS 250 T	80-81	91-71909	64-71959	93-41005	93-41055
GN 250 Z	82	91-71909	64-71959	93-42003	93-42053
GN 250 D/V	83-97	91-71925	64-71975	93-42003	93-42053
GT 250 Hustler	73-77	91-81301	64-81351	93-41006	93-41056
RG 250	83-84	91-71918	64-71968	91-71918	64-71968
GS 300 LZ/LD/LF	82-85	N/A	N/A	93-41005	93-41055
T350	69-72	N/A	N/A	93-41006	93-41056
GT380B / Sebring	73-78	91-81301	64-81351	93-41006	93-41056
GSX 400/E/L/S	80-82	91-71909	64-71959	93-41005	93-41055
GSX 400F	81-83	91-81319	64-81369	91-71905	64-71955
GSX 400FW	84	91-71918	64-71968	91-71918	64-71968
GSX 400EW	85	91-71922	64-71972	91-71918	64-71968
GS 400 B/C	77-78	91-71915	64-71965	93-41006	93-41056
GS 400 N	79	91-71908	64-71958	93-41006	93-41056
GN 400 LT/T/X	80-82	91-71909	64-71959	93-41005	93-41055
GS 450 E/GA/L/S/T/TX	80-88	91-71909	64-71959	93-41005	93-41055
GT 500 A/B	76-77	91-81301	64-81351	93-41006	93-41056
T500	68-75	N/A	N/A	93-41006	93-41056
GS 550 B	77	91-71908	64-71958	N/A	N/A
GS 550 C/N	78-79	91-71908	64-71958	91-71905	64-71955
GS 550 L/E	80-81	91-71910	64-71960	91-71905	64-71955
GS 550 L	82	91-71910	64-71960	N/A	N/A
GS 550 L	83-86	91-71918	64-71968	93-41005	93-41055

VINTAGE JAPANESE STREET MODEL		Year(s)	FRONT		REAR	
			Sintered Pad Standard Shoe	Full Metal Pad Grooved Shoe	Sintered Pad Standard Shoe	Full Metal Pad Grooved Shoe
SUZUKI						
GS 550 T/M	81-82	91-71910	64-71960	91-71905	64-71955	
GS 550 ES	83-86	91-71918	64-71968	91-71918	64-71968	
GT 550 Indy	76-77	91-81301	64-81351	93-41006	93-41056	
GR 650 D/XD Tempter	83-85	91-71910	64-71960	93-41005	93-41055	
GS 650 E/G/GL/M	81-83	91-71910	64-71960	91-71905	64-71955	
GT750	72	N/A	N/A	93-41007	93-41057	
GT750 Lemans	73-77	91-81301	64-81351	93-41007	93-41057	
GS 750/E B/C/N 8 Valve	77-79	91-71915	64-71965	91-71905	64-71955	
GS 750 LN 8 Valve	79	91-71908	64-71958	91-71905	64-71955	
GS 750 E/ES 16 Valve	80-83	91-71909	64-71959	91-71905	64-71955	
GS 750 L N/T/X 16 Valve	79-81	91-71909	64-71959	91-71905	64-71955	
GS 750 T Z/D 16 Valve	82-83	91-71909	64-71959	93-41007	93-41057	
GS 750 ES	83	91-71909	64-71959	91-71905	64-71955	
GS 750 S Katana	83	91-71910	64-71960	91-71905	64-71955	
GSX 750S Katana	83-84	91-71910	64-71960	91-71905	64-71955	
GS 850 G	79	91-71915	64-71965	91-71905	64-71955	
GS 850 G/GL	80-83	91-71909	64-71959	91-71905	64-71955	
GS 1000/E C/N	78-79	91-71908	64-71958	91-71905	64-71955	
GS 1000 E/S	80-82	91-71910	64-71960	91-71905	64-71955	
GS 1000 G/GL	80-81	91-71909	64-71959	91-71905	64-71955	
GS 1100 E/LT	80-83	91-71910	64-71960	91-71905	64-71955	
GS 1100 GK/GL/GZ/GD	82-83	91-71909	64-71959	91-71905	64-71955	
GS 1100 SD	83	91-71910	64-71960	91-71905	64-71955	
GS 1150 ES	83-86	91-71922	64-71972	91-71922	64-71972	
YAMAHA						
LB 50/P Chappy	78-93	93-27204	93-27254	93-27204	93-27254	
CY 50 L Riva	83-84	93-27203	93-27253	93-27203	93-27253	
CA 50 Riva	83-86	93-27201	93-27251	93-27215	93-27265	
LC 50 Champ	80-81	93-27215	93-27265	93-27215	93-27265	
RZ 50	81	91-62207	64-62257	93-27204	93-27254	
T 50 Town Mate 50	83-84	93-27227	93-27277	93-27227	93-27277	
QT 50 Yamahopper	80-87	93-27204	93-27254	93-27204	93-27254	
CV 80 Riva / Beluga	83-87	93-27203	93-27253	93-27203	93-27253	
RD 80MX	82-84	93-27207	93-27257	93-27204	93-27254	
XC 180 Riva	83-85	93-27226	93-27276	93-27207	93-27257	
SR 185 H/J	81-82	93-27200	93-27250	93-27203	93-27253	
RD250	73-77	91-62201	64-62251	93-27212	93-27262	
RD250	78-79	91-62204	64-62254	91-62204	64-62254	
RD250LC	80-82	91-62206	64-62256	93-27212	93-27262	
RZ250	80-82	91-62206	64-62256	93-27212	93-27262	
RZ250R	82-83	91-62207	64-62257	91-62212	64-62262	
SR 250 G/H/J/TH/SE Exciter I/II	80-83	93-27208	93-27258	93-27200	93-27250	
RD350	74-75	91-62201	64-62251	93-27212	93-27262	
RD350LC	81-82	91-62206	64-62256	93-27212	93-27262	
RD350LC	83-84	91-62207	64-62257	91-62212	64-62262	
RZ 350	81-82	91-62206	64-62256	93-27212	93-27262	
RZ 350 / R	83-85	91-62207	64-62257	91-62212	64-62262	
RD400	73-78	91-62201	64-62251	91-62201	64-62251	
RD400/DX	78-79	91-62204	64-62254	91-62204	64-62254	
XS 400 Special II	80-81	N/A	N/A	93-27209	93-27259	
XS 400S	80-81	91-62204	64-62254	93-27209	93-27259	
XS 400 SJ	82	N/A	N/A	93-27209	93-27259	
XS 400 / R Maxim / Seca	82-83	91-62207	64-62257	93-27209	93-27259	
SR 500 G/H	80-81	91-62202	64-62252	93-27207	93-27257	
RD 500	83	91-62212	64-62262	91-62212	64-62262	
RD 500LC	84-85	91-62212	64-62262	91-62217	64-62267	
RZ 500	84-86	91-62212	64-62262	91-62217	64-62267	
XS 500 B	75	91-62201	64-62251	93-27210	93-27260	
XS 500 C/G	76-80	91-62202	64-62252	91-62202	64-62252	
XV 500 Virago	83	91-62207	64-62257	93-27210	93-27260	
XJ 550 Maxim	81-85	91-62206	64-62256	93-27210	93-27260	
XJ 550 Seca	81-83	91-62206	64-62256	93-27209	93-27259	
XZ 550 R Vision	82-83	91-62207	64-62257	93-27210	93-27260	
FJ 600	84-85	91-62212	64-62262	91-62212	64-62262	

VINTAGE JAPANESE STREET MODEL	Year(s)	FRONT		REAR	
		Sintered Pad Standard Shoe	Full Metal Pad Grooved Shoe	Sintered Pad Standard Shoe	Full Metal Pad Grooved Shoe
YAMAHA					
TX650/A	71-76	91-62201	64-62251	93-27212	93-27262
XJ 650/L Maxim / Mid.	80-83	91-62205	64-62255	93-27210	93-27260
XJ 650 R Seca	82	91-62202	64-62252	93-27213	93-27263
XS-1/B	70-71	N/A	N/A	93-27212	93-27262
XS 650	75-76	91-62201	64-62251	93-27212	93-27263
XS 650 D/E/F/2F	77-79	91-62202	64-62252	93-27212	93-27263
XS 650 SE/SF/SG	78-80	91-62202	64-62252	91-62202	64-62252
XS 650 G/H/SH	80-81	91-62202	64-62252	93-27212	93-27263
XS 650 SJ/SK Heritage Special	82-83	91-62202	64-62252	93-27212	93-27263
XV 700 Virago	84-87	91-62212	64-62262	93-27213	93-27263
TX 750	73-74	91-62201	64-62251	93-27213	93-27263
TX 750A	73-76	91-62201	64-62251	91-62212	64-62262
XJ 750 Maxim	82-83	91-62207	64-62257	93-27213	93-27263
XJ 750 RH/RJ/RK Seca	81-83	91-62206	64-62256	93-27213	93-27263
XS 750 D/2D/E/F	77-79	91-62202	64-62252	91-62202	64-62252
XS 750 SE/SF F.Left	78-79	91-62205	64-62255	91-62202	64-62252
XS 750 SE/SF F.Right	78-79	91-62204	64-62254	***	***
XV 750 / M Virago	81-83	91-62205	64-62255	93-27210	93-27260
XS 850 G/H	80-81	91-62202	64-62252	91-62202	64-62252
XS 850 L/S F.Left	80-81	91-62205	64-62255	91-62202	64-62252
XS 850 L/S F.Right	80-81	91-62204	64-62254	***	***
XJ 900 R Seca 900	83	91-62212	64-62262	93-27213	93-27263
XJ 900 / Diversion	83-95	91-62212	64-62262	91-62212	64-62262
XV 920 RH/RJ Virago	81-82	91-62202	64-62252	93-27213	93-27263
XV 920 J Virago	82	91-62206	64-62256	93-27213	93-27263
XV 920 /M Virago	83	91-62205	64-62255	93-27213	93-27263
XV 1000 Virago	81-82	91-62202	64-62252	93-27213	93-27263
XV 1000SE Virago	83	91-62206	64-62256	93-27213	93-27263
XV 1000 Virago	84-85	91-62212	64-62262	93-27213	93-27263
FJ 1100 L/N	84-85	91-62212	64-62262	91-62212	64-62262
XJ 1100 J Maxim	82	91-62206	64-62256	91-62204	64-62254
XS 1100 E/F/G/H	78-81	91-62202	64-62252	91-62202	64-62252
XS 1100 SG/SH F.Left	79-81	91-62205	64-62255	91-62202	64-62252
XS 1100 SG/SH F.Right	79-81	91-62204	64-62254	***	***
XS 1100 LG Midnight Special F.Left	80	91-62205	64-62255	91-62202	64-62252
XS 1100 LG Midnight Special F.Right	80	91-62204	64-62254	***	***
XS 1100 LH Midnight Special	81	91-62206	64-62256	91-62204	64-62254
XVZ 12 TK Venture	83	91-62212	64-62262	91-62212	64-62262
XVZ 12 L/KC2 Venture	84	91-62212	64-62262	91-62212	64-62262
XVZ 12 TDK/DL/DKC2 Venture Royale	83-84	91-62212	64-62262	91-62212	64-62262

BRAKES FOR VINTAGE JAPANESE STREET BIKES



JAPANESE

VINTAGE JAPANESE MODEL	Year(s)	FRONT		REAR	
		Sintered Pad Standard Shoe	Full Metal Pad Grooved Shoe	Sintered Pad Standard Shoe	Full Metal Pad Grooved Shoe
HONDA					
Z 50 A (Mini - Trail)	68-79	93-39103	93-39153	93-39103	93-39153
Z 50 R/RD	80-99	93-39101	93-39151	93-39101	93-39151
QA 50	70-74	93-39103	93-39153	93-39103	93-39153
CR 60 R	83-84	93-39123	93-39173	93-39123	93-39173
CT 70 (Trail 70)	71-82	93-39103	93-39153	93-39103	93-39153
SL70 / XL70 (Motosport)	71-76	93-39103	93-39153	93-39103	93-39153
XL75 / XR75	73-79	93-39103	93-39153	93-39103	93-39153
CR 80 R	80-81	93-39104	93-39154	93-39104	93-39154
CR 80 R	82	93-39104	93-39154	93-39123	93-39173
CR 80 R	83-85	93-39123	93-39173	93-39123	93-39173
XL 80 S	80-85	93-39104	93-39154	93-39104	93-39154
XR 80 R	79-84	93-39104	93-39154	93-39104	93-39154
SL 90 (Motosport)	69-71	93-39103	93-39153	93-39103	93-39153
SL 100	70-73	93-39103	93-39153	93-39104	93-39154
XL 100	74-78	93-39103	93-39153	93-39104	93-39154
XL 100 S	79-85	93-39104	93-39154	93-39104	93-39154
XR 100	81-84	93-39104	93-39154	93-39104	93-39154
CT 110 Trail 110	80-88	93-39103	93-39153	93-39103	93-39153
CR 125 M Elsinore	74-78	93-39104	93-39154	93-39104	93-39154
CR 125 R	79-81	N/A	N/A	93-39120	93-39170
CR 125 R	82	93-39120	93-39170	93-39120	93-39170
CR 125 R	83	93-39130	93-39180	93-39130	93-39180
CR 125 R	84-85	91-51825	64-51875	93-39130	93-39180
SL 125	70-73	93-39103	93-39153	93-39104	93-39154
TL 125 Trials	71-76	93-39104	93-39154	93-39104	93-39154
TL 125 Trials	84-88	93-39123	93-39173	93-39123	93-39173
XL 125	74-78	93-39104	93-39154	93-39104	93-39154
XL 125 S	79-85	93-39120	93-39170	93-39104	93-39154
XR 125	79-87	93-39104	93-39154	93-39104	93-39154
MR 175	75-77	93-39104	93-39154	93-39104	93-39154
XL/XR 185 S	79-83	93-39104	93-39154	93-39104	93-39154
XL 200 R	83-84	93-39104	93-39154	93-39104	93-39154
XR 200 R Pro Link	81-83	93-39104	93-39154	93-39104	93-39154
XR 200 R	84-02	93-39104	93-39154	93-39104	93-39154
CR 250 M Elsinore	73-76	93-39110	93-39160	93-39110	93-39160
CR 250 R	81-82	N/A	N/A	93-39120	93-39170
CR 250 R	83	N/A	N/A	93-39130	93-39180
CR 250 R	84-85	91-51825	64-51875	93-39130	93-39180
TL 250 (Trials)	74-76	93-39104	93-39154	93-39104	93-39154
XL 250 S	78-80	93-39110	93-39160	93-39124	93-39174
XL 250 S	81	93-39110	93-39160	93-39116	93-39166
XL 250 R Pro Link	82-87	93-39120	93-39170	93-39124	93-39174
XR 250	79-80	93-39110	93-39160	93-39124	93-39174
XR 250 R Pro Link	84-87	91-51825	64-51875	93-39104	93-39154
SL 350	69-70	N/A	N/A	93-39113	93-39163
SL 350	71-73	93-39106	93-39156	93-39107	93-39157
XL 350	74-78	N/A	N/A	93-39110	93-39160
XL 350 R	84-85	91-51825	64-51875	93-39124	93-39174
XLR 350 R	84-87	91-51825	64-51875	93-39124	93-39174
XR 350 R	83	93-39130	93-39180	93-39104	93-39154
XR 350 R	84-87	91-51825	64-51875	93-39104	93-39154
CR 450 R	81	N/A	N/A	93-39120	93-39170
CR 480 R	82	N/A	N/A	93-39120	93-39170
CR 480 R	83	N/A	N/A	93-39130	93-39180
CR 500 R	84-86	91-51825	64-51875	93-39130	93-39180
XL 500 S	79-80	93-39110	93-39160	93-39116	93-39166
XL 500 S	81	93-39110	93-39160	93-39107	93-39157
XL 500 R Pro Link	82	N/A	N/A	93-39116	93-39166
XR 500	79-80	N/A	N/A	93-39116	93-39166
XR 500 R Pro Link	81-82	N/A	N/A	93-39116	93-39166
XR 500 R Pro Link	83-84	91-51825	64-51875	93-39104	93-39154
XL 600 R	83-87	91-51825	64-51875	93-39116	93-39166

VINTAGE JAPANESE DIRT MODEL		Year(s)	FRONT		REAR	
			Sintered Pad Standard Shoe	Full Metal Pad Grooved Shoe	Sintered Pad Standard Shoe	Full Metal Pad Grooved Shoe
KAWASAKI						
KX 60	83-03	93-42011	93-42061	93-42011	93-42061	
AE 80	81-82	93-42000	93-42050	93-42000	93-42050	
KD 80 Mini	75-87	93-42000	93-42050	93-42000	93-42050	
KDX 80	80-83	93-42012	93-42062	93-42012	93-42062	
KDX 80	84-88	N/A	N/A	93-42011	93-42061	
KX 80	79-82	93-42012	93-42062	93-42012	93-42062	
KX 80	83	N/A	N/A	93-42011	93-42061	
KX 80	84-87	91-81316	64-81366	93-42011	93-42061	
G31M Centurion 100	70-71	93-42003	93-42053	93-42003	93-42053	
G4TR Trail Boss 100	70-75	93-42000	93-42050	93-42000	93-42050	
KE 100	76-01	93-42000	93-42050	93-42000	93-42050	
KM / KD / KH 100	76-81	93-42000	93-42050	93-42000	93-42050	
F6 125	71-73	93-42003	93-42053	93-42003	93-42053	
KD/KE/KS 125	76-85	93-42002	93-42052	93-42003	93-42053	
KX 125	74-81	93-42002	93-42052	93-42003	93-42053	
KX 125	82	91-81316	64-81366	93-42003	93-42053	
KX 125	83-85	91-71916	64-71966	93-42013	93-42063	
F7 175	71-73	93-42003	93-42053	93-42003	93-42053	
KDX 175	80-82	93-42002	93-42052	93-42003	93-42053	
KD 175	76-79	93-42002	93-42052	93-42003	93-42053	
KE 175	76-78	93-42002	93-42052	93-42005	93-42055	
KE 175	80-83	93-42002	93-42052	93-42013	93-42063	
KDX 200	83-85	93-42002	93-42052	93-42013	93-42063	
F11M 250	1973	93-42003	93-42053	93-42003	93-42053	
KDX 250	80-82	93-42005	93-42055	93-42006	93-42056	
KDX 250	83-84	93-42005	93-42055	93-42003	93-42053	
KL 250	78-79	93-42005	93-42055	93-42006	93-42056	
KL 250 Acier	80-83	93-42002	93-42052	93-42001	93-42051	
KL 250 (KLR 250)	84-05	91-71916	64-71966	93-42001	93-42051	
KLX 250	79-80	93-42002	93-42052	93-42003	93-42053	
KT 250 A (Trials)	75-76	93-42002	93-42052	93-42003	93-42053	
KX 250 (Moto-Cross)	74	93-42003	93-42053	93-42006	93-42056	
KX 250	75-81	93-42005	93-42055	93-42006	93-42056	
KX 250	82	91-81316	64-81366	93-42003	93-42053	
KX 250	83-85	91-71916	64-71966	93-42003	93-42053	
KDX 400	79-80	93-42005	93-42055	93-42006	93-42056	
KX 400	75-76	93-42005	93-42055	93-42006	93-42056	
KX 420	80-81	93-42005	93-42055	93-42006	93-42056	
KDX 450	82	93-42005	93-42055	93-42006	93-42056	
KX 500	83-85	91-71916	64-71966	93-42003	93-42053	
KL 600 (KLR)	84-86	91-71916	64-71966	93-42003	93-42053	
SUZUKI						
JR 50	78-06	93-41012	93-41062	93-41012	93-41062	
RM 50	78-80	93-42000	93-42050	93-42000	93-42050	
RM 50	81-82	93-41003	93-41053	93-41003	93-41053	
RM 60	79-80	93-42000	93-42050	93-42000	93-42050	
RM 60	81-83	93-41003	93-41053	93-41003	93-41053	
TM 75	74-76	93-42000	93-42050	93-42000	93-42050	
TS 75 Colt	75-76	93-42000	93-42050	93-42000	93-42050	
DS 80 Mini	78-79	93-42000	93-42050	93-42000	93-42053	
DS 80	80-00	93-41003	93-41053	93-41003	93-41053	
RM 80	77-79	93-42000	93-42050	93-42000	93-42050	
RM 80	80-81	93-41003	93-41053	93-41003	93-41053	
RM 80	82-85	N/A	N/A	93-27202	93-27252	
RV 90 Rover	72-77	93-42000	93-42050	93-42000	93-42050	
DR 100	83-90	93-41003	93-41053	93-41003	93-41053	
DS 100	78-81	93-42003	93-42053	93-42003	93-42053	
SP 100	83	93-41015	93-41065	93-41003	93-41053	
TM 100 Contender	74-75	93-42000	93-42050	93-42003	93-42053	
TS 100 Noncho	73-75	93-42000	93-42050	93-42003	93-42053	
TS 100 Noncho	76-81	93-42003	93-42053	93-42003	93-42053	
RM 100	76-78	93-42000	93-42050	93-42003	93-42053	

VINTAGE JAPANESE DIRT MODEL		FRONT		REAR	
		Sintered Pad Standard Shoe	Full Metal Pad Grooved Shoe	Sintered Pad Standard Shoe	Full Metal Pad Grooved Shoe
Year(s)					
SUZUKI					
RM 100	79-81	93-42000	93-42050	93-41015	93-41065
DR 125 / S	82-85	93-42003	93-42053	93-42003	93-42053
DS 125	79-81	93-42003	93-42053	93-42003	93-42053
RM 125	76-78	93-42003	93-42053	93-42003	93-42053
RM 125	79-80	93-42003	93-42053	93-41015	93-41065
RM 125	81-83	93-41018	93-41068	93-41016	93-41066
RM 125	84	N/A	N/A	93-41016	93-41066
SP 125	82-83	93-42003	93-42053	93-42003	93-42053
TM 125 Challenger	73-75	93-42000	93-42050	93-42003	93-42053
TS 125 Duster	71-73	93-42000	93-42050	93-42003	93-42053
TS 125 Duster	74-81	93-42003	93-42053	93-42003	93-42053
TS 125X	84	93-42003	93-42053	93-41015	93-41065
PE 175	78-79	93-42003	93-42053	93-42003	93-42053
PE 175	80-81	93-42003	93-42053	N/A	N/A
PE 175	82-84	93-41018	93-41068	N/A	N/A
RS 175	80-82	93-42003	93-42053	93-41015	93-41065
DS 185	78-80	93-42003	93-42053	93-42003	93-42053
TC 185 Ranger	74-77	93-42003	93-42053	93-42003	93-42053
TS 185 Sierra	71-73	93-42000	93-42050	93-42003	93-42053
TS 185 Sierra	74-81	93-42003	93-42053	93-42003	93-42053
DS 250	80	93-42006	93-42056	93-42006	93-42056
DR 250	82-83	93-42003	93-42053	93-42003	93-42053
DR 250 S	84-87	91-51816	64-51866	93-42003	93-42053
PE 250	77-79	93-42006	93-42056	93-42006	93-42056
PE 250	80-81	93-42000	93-42050	93-42006	93-42056
RS 250	80-81	93-42003	93-42053	93-42006	93-42056
SP 250	82-83	93-39116	93-39166	93-42003	93-42053
TM 250 Champion	72-75	93-42003	93-42053	93-42006	93-42056
TS 250 Savage	71-83	93-42006	93-42056	93-42006	93-42056
TS 250X	84-89	91-51816	64-51866	93-41015	93-41065
RM 250	76-78	93-42003	93-42053	93-42006	93-42056
RM 250	79-80	93-42006	93-42056	N/A	N/A
RM 250	81-83	N/A	N/A	93-41016	93-41066
RM 250	84	N/A	N/A	93-41018	93-41068
DR 370	78-79	93-42003	93-42053	93-42006	93-42056
RM 370	76-77	93-42003	93-42053	93-42006	93-42056
SP 370	78-80	93-42006	93-42056	93-42006	93-42056
DR 400	80	93-42003	93-42053	93-42006	93-42056
DR 400S	80-81	93-42006	93-42053	93-42006	93-42056
TM 400 Cyclone	71-75	93-42006	93-42056	93-42006	93-42056
TS 400	72-77	93-42006	93-42056	93-42006	93-42056
SP 400	80	93-42006	93-42056	93-42006	93-42056
PE 400	80-81	93-42006	93-42056	93-42006	93-42056
RM 400	78	93-42003	93-42053	93-42006	93-42056
RM 400	79-80	93-42006	93-42056	N/A	N/A
RM 465	81-82	N/A	N/A	93-41018	93-41068
DR 500	81-83	93-42003	93-42053	93-42006	93-42056
SP 500	81-83	93-42006	93-42056	93-42006	93-42056
RM 500	83-84	N/A	N/A	93-41018	93-41068
YAMAHA					
PW 50 (Y-Zinger)	82-16	93-27201	93-27251	93-27201	93-27251
YZ 50	80	93-27202	93-27252	93-27202	93-27252
JT1 60 (Mini Enduro)	71-72	93-27204	93-27254	93-27204	93-27254
YZ 60	81-83	93-27202	93-27252	93-27202	93-27252
DT 80	80-82	93-27204	93-27254	93-27204	93-27254
DT 80 LC	83-84	93-27200	93-27250	93-27200	93-27250
GT/MX 80	73-82	93-27204	93-27254	93-27204	93-27254
PW 80 (Y-Zinger)	83-97	93-27202	93-27252	93-27214	93-27264
TY 80 (Trials)	74-82	93-27202	93-27252	93-27204	93-27254
YZ 80 (Moto - Cross)	74-79	93-27202	93-27252	93-27204	93-27254
YZ 80	80-85	93-27202	93-27252	93-27202	93-27252
DT 100	74-82	93-27204	93-27254	93-27204	93-27254

GASKETS ARE SOLD IN 10 PCS PER BAG

EXHAUST GASKETS FOR VINTAGE JAPANESE DIRT BIKES

JAPANESE

MAKE	EMGO #	OEM REFERENCE	FITTINGS	YEARS
HONDA	13-87801	18291-216-00 18291-MN5-650	CB100	70-73
			CL100	72-74
			SL100	70-73
			XL100	76-78
			CG100	77-79
			CB125	76-82
			CT125	77
			TL125S	76
			XL125	76-78
			XL125S	76-85
			ATC125S	81-83
			CM185T	79
			XL185S	79-83
			XR185	79
			ATC200	81-87
			CM200T	80-82
			TRX200	84-97
			XL200	83-84
			XR200	81-02
			CL250SC	82
			XL250R	82-83
			XR250R	81-82
			XL/XR350	83-85
			VF500C	84-85
			VF500F	84-86
			XL500S	79-81
			XR500/R	79-84
			CB550	76
			CB550F	76-77
			XL600R	83-87
			VF700	84-87
			VFR700F2	86-87
			VF750C	82-83, 88
VF750F	83-84			
VF750S	82-83			
HONDA	13-87802	18291-236-000 18291-MN4-920	FITTINGS	YEARS
			ATC250	85-87
			CM250	81
			TRX250/X	85-92
			CB400A	78-81
			CB400T	79-81
			CB400C/E/T	79-81
			CB450	82-86
			CM450	82-83
			VT500C/FT	83-86
			CB550SC	83
			CB650	79-82
			CB650C/SC	80-85
			VF1000F/R	84-86
			VF1100C/S	83-86

MAKE	EMGO #	OEM REFERENCE	FITTINGS	YEARS			
HONDA	13-87805	18291-254-000 18291-MM5-860	FT500	82-83			
			CB700SC	84-86			
			CB750A	76-78			
			CB750C/F/K	75-82			
			CB900C/F	81-82			
			CB1000	83			
			CB11000C	83, 94-95			
			CB1100F	83			
			HONDA	13-87806	18291-286-000 18291-286-306	FITTINGS	YEARS
						XL175	76-78
						CB360G/T	73-76
						GL500	81-82
						CX500	78-82
						CX650	83
						GL650/I	83
GL1000/L	76-79						
GL1100A/I	80-83						
GL1200A/I/L	84-87						
HONDA	13-87811	18291-MM8-880				FITTINGS	YEARS
						XL350/K1	75-78
			CB500	75-78			
			VT700C	84-87			
			VT750C	83			
KAWASAKI	13-87826	18067-004 11009-1866	FITTINGS	YEARS			
			KV75	76-80			
			KD80	75-81			
			KD100	76-79			
			KM100	76-81			
			KLT200	81-84			
			KZ200	78-79			
			Z200	83			
			KL250	78-84			
			KLT250	82-85			
			KLX250	79-80			
			KZ250	81-83			
			EX305	83			
			KZ305	81-82			
			KZ305	82, 87-88			
			Z400	80			
			KZ550	81-83			
			Z550	81-91			
			ZX550	84-86			
			KZ650E,F,H	80-83			
			Z650	80			
			ZN700	84-85			
			KZ750H,L,N	80-83			
			ZR750C,D,F	82-05			
			ZX750A,E	79-85			
			KZ1300A,B	79-88			

GASKETS ARE SOLD IN 10 PCS PER BAG

EXHAUST GASKETS FOR VINTAGE JAPANESE DIRT BIKES

JAPANESE

MAKE	EMGO #	OEM REFERENCE	FITTINGS	YEARS
KAWASAKI	13-87827	18067-018 11009-1906	Z1900	73-75
			KZ900	76-77
			KZ1000	77-05
			KZ1100	81-83
			ZN1100	83-85
			GPZ1100	84
KAWASAKI	13-87829	18067-013 11009-1840	FITTINGS	YEARS
			W1/S	66-69
			W2S	68-69
			H1 MACH III	69-75
			KZ750B,G,K	76-84
			ZX900A	84-86
SUZUKI	13-87851	14181-05020 14181-18C00	FITTINGS	YEARS
			RM50	78-81
			DS80C-M	78-00
			DR100D-L	83-90
			SP100D	83
			ALT125D,G	83-86
			DR125	82-88
			GS125	82-83
			LT125	83-87
			LT185	84-87
			GS250	80-81
			GSX250	80-81
			GS550D,E,F	83-85
			GSX550ED	83
GS650X,D	81-83			
GS700E,S	85			
GV700	85			
XN85	83			
SUZUKI	13-87852	14181-03310 14181-37D00	FITTINGS	YEARS
			FA/FS 50	80-91
			FZ50	79-83
			GN250	82-88
			SP250F	82-85
			DR250	82-83
GS550	77-82			
SUZUKI	13-87853	14181-11010 14181-01D00	FITTINGS	YEARS
			DS100	78-81
			GP100	78-81
			TS100	73-80
			DS125	79-81
			GP125	78
			TS125	78-81
			SB200	79-81
SUZUKI	13-87853	14181-11010 14181-01D00	FITTINGS	YEARS
			DR400/S	80-81
			GN400E/T/X	80-81
			GS400	77-78
			GS400X	78

MAKE	EMGO #	OEM REFERENCE	FITTINGS	YEARS
SUZUKI	13-87853	14181-11010 14181-01D00	GSX400E	80
			SP400	80
			GS425/E	79
			GS450L/S/T/TX	80-88
			DR500	81-83
			SP500	81-83
			GR650/X	83
			GS750E/ES/L/S/T	78-83
			GS850G/L	79-83
			SP500	81-83
			GS1000/E/N/S	78-82
			GS1100E/ES/G/GL	80-83
			GS1100S KATANA	83, 94
SUZUKI	13-87859	14181-38A00 14181-45C00	FITTINGS	YEARS
			VS1400	84-14
YAMAHA	13-87876	132-14613-00-00 3MT-14613-00-00	FITTINGS	YEARS
			LB50	78-82
			RX50	83
			YZ50	80
			YZ60	81-83
			CV80	82-84
			DT80	81-83
			GT80	74-76
			MX80	80-82
			PW80	83-10
RS100	75-76			
DT125	82-84			
YAMAHA	13-87878	341-14613-00-00 4BE-14613-00-00	XT125	82-83
			XS400	82-83
			XS750	78-79
			XS850	80-81
			XS1100	78-82
			FJ1100	84-85
			FJ1100	84-85
YAMAHA	13-87881	90430-38054 3GD-14613-00-00	FITTINGS	YEARS
			IT500	76-81
			TT/XT500	76-82
			XS650/S	75-83
			SR500	76-81
TT500	76-81			
YAMAHA	13-87885	3YF-14613-01-00	FITTINGS	YEARS
			XT500	83
			XT550	82-83
YAMAHA	13-87885	3YF-14613-01-00	FITTINGS	YEARS
			XT600	84-91
YAMAHA	13-87887	5R2-14613-00-00 5R2-14613-10-00	FITTINGS	YEARS
			RZ50	ALL
			DT50	ALL

GOGGLES, REPLACEMENT LENS

Classic Split Lens



76-50122

WITH UV400 EYE PROTECTION, ADJUSTABLE STRAP.

"BANDITO"



76-50150

AMERICA'S "BIKER" GOGGLES. ANTI-FOG, EASY TO CHANGE REPLACEMENT LENSES IN YOUR CHOICE OF 4 COLOR TINTS.

ROADHAWK® ONE-PIECE



76-50110

DURABLE, AFFORDABLE 1-PIECE GOGGLES WITH ANTI-FOG LENSES.

BLACK DESCRIPTION	CHROME DESCRIPTION	GOGGLES	DESCRIPTION	LENS	BLACK DESCRIPTION	CHROME DESCRIPTION
76-50120 LEATHER	76-50122	76-50150	CLEAR	76-50160	76-50140 Leather	76-50142
76-50100 VINYL	76-50101	76-50151	BLUE	76-50161	76-50110 Vinyl	76-50111
		76-50152	AMBER	76-50162		
		76-50153	SMOKE	76-50163		



10 PIECE SPOKE WRENCH SET

84-27420

SPOKE WRENCH SET INCLUDES 9 CORROSION RESISTANT NICKEL PLATED HEADS IN 5.2, 5.4, 5.6, 5.8, 6.0, 6.2, 6.4, 6.6, AND 6.8MM SIZES. THE CRISPLY KNURLED ALUMINUM HANDLE ASSURES A SOLID GRIP EVEN UNDER GREASY CONDITIONS. SUPPLIED IN A PLASTIC CASE WITH DIE CUT HIGH DENSITY FOAM INSERT TO KEEP THINGS ORGANIZED. CASE QTY. 80

84-27410

FORGED SPOKE WRENCH FITS 6 SIZES. BLACK FINISH.



84-27400

SPOKE WRENCH SET 2-PIECE SET FITS ALL 8, 9, 10 AND 11 GAUGE SPOKE NIPPLES.



RIM PROTECTORS



16-26090

A VERY AFFORDABLE WAY TO PROTECT THOSE EXPENSIVE RIMS DURING MANUAL TIRE CHANGES.

TIRE LEVERS

FOUR TYPES AVAILABLE. QUALITY FORGED ALLOY



84-27915

15" WITH CURVED END.



84-27901

9-1/2" (240MM). PACKED 10 LEVERS TO A POINT OF SALE HANG DISPLAY.



84-27916

16" (400mm)



84-27905

8 3/4" TIRE LEVER WITH 7 METRIC WRENCH SIZES. 8mm, 10mm, 12mm, 13mm, 14mm, 17mm

UNIVERSAL CABLE LUBER

84-81190

FOR USE WITH AEROSOL
CABLE LUBE CAN.




CHAIN PULLER

84-56442

EASE INSTALLATION OF
YOUR CHAIN
CONNECTING LINK
WITH THIS
HANDY LITTLE PULLER



HEAVY DUTY CHAIN BREAKERS



84-56420 CHAINBREAKER
84-56421 BREAKERBITS/
10 PER BAG

REPAIR SHOP SIZE. FOR 420, 428, 520,
530 AND MOST 630 CHAINS.
PROFESSIONAL HEAVY DUTY STYLE.



84-56430

CHROMEMOLY STEEL CHAIN BREAKER WORKS ON ANY
420-620 CHAIN. DESIGN ALLOWS PIN TO BE
COMPLETELY PUSHED OUT.

COMBO SNAP RING PLIER SET



84-03811

COMBINATION SNAP RING PLIER SET, FOR
INSIDE AND OUTSIDE SNAP RINGS OR CLIPS.
COMES WITH THREE EXTRA SETS OF TIPS. AN
EXTRA STRAIGHT TIP AND TWO OFF SET TIPS.

CHAIN BREAKER



84-56400

FOR UP TO 530 CHAIN
84-56402
SPARE PIN W/O SPRING

CHAIN RIVETING TOOL KIT

A HIGH QUALITY COMPLETE KIT FOR INSTALLING RIV-
ETING PINS ON CAM OR DRIVE CHAINS. EACH KIT
HAS 3 PINS (2.20 - CAM CHAIN, 2.90 - #35 CHAIN, AND
3.80 DRIVE CHAIN) FOR STANDARD OR O-RING STYLE
CHAINS. CAN ALSO BE USED TO REMOVE PINS ON
EXISTING CHAINS.

84-56410
COMPLETE KIT

84-56415
520/530
CHAIN RIVET PIN




FLOAT BOWL DRAIN PLUG WRENCH



84-27520

17MM BILLET ALUMINUM FLOAT BOWL DRAIN PLUG WRENCH. SHORT HANDLE REDUCES LEVERAGE AND THE CHANCE OF STRIPPING THE DELICATE ALUMINUM THREADS IN THE FLOAT BOWL

FORK OIL LEVEL METER



84-03812

FOR ACCURATE MEASUREMENT OF FORK OIL LEVEL

FORGED HEAVY DUTY SHOCK SPANNER WRENCH



84-66310

FORGED HEAVY DUTY SHOCK SPANNER WRENCH

3 CURVED BOX WRENCH SET



84-27500

SIZES: 1/2 X 7/16, 5/8 X 9/16 AND 3/4 X 11/16.

CLUTCH HOLDING TOOL


ADJUSTABLE CLUTCH HOLDING TOOL HOLDS THE CLUTCH HUB WHILE THE HUB NUT IS LOOSENED. THIS TOOL WILL WORK ON THE VAST MAJORITY FOR JAPANESE AND EUROPEAN MOTORCYCLES AS WELL AS HARLEY DAVIDSON® 80 CU. IN. BIG TWINS AFTER 1984 AND SPORTSTERS UP TO 84. THE JAWS OPEN TO A MAXIMUM OF 5" (127MM). TWO 5/16" (8MM) PINS OPPOSITE THE CLUTCH HUB HOLDING JAWS CAN BE USED TO HOLD MANY FLYWHEELS AND SPROCKETS WHILE THE RETAINING NUTS/BOLTS ARE LOOSENED. EACH IN A POINT OF SALE BOX CASE QTY 20.



84-03850



STAINLESS STEEL ANNEALED SAFETY WIRE



84-03817

1 BOX = 5 ROLLS PER BOX AVAILABLE NOW ONLY FOB ATLANTA GA.

WIRE TWISTING PLIERS AVAILABLE IN 2 SIZES WITH RETURN SPRING MECHANISM FOR EASY WIRE TWISTING.



84-03819

9" PLIERS 10.25 LONG

84-03816

7" PLIERS 8.25 LONG

EXHAUST SPRING HOOK



84-03810


EXTRA HEAVY DUTY SPRING HOOK. PERFECT TOOL FOR PULLING ON TOUGH AND LARGE DIAMETER EXHAUST SPRINGS.

HEAVY DUTY EXHAUST SPRINGS

- BLACK. SOLD IN PAIRS**
- 80-78982 57MM LONG**
- 80-78985 75MM LONG**
- 80-78986 83MM LONG**
- 80-78987 90MM LONG**



T-HANDLE HEX KEY SET



84-03820 SAE SET
84-03830 METRIC SET
PROFESSIONAL T-HANDLE DESIGN INCREASES TURNING POWER. COMES WITH FREE-STANDING HOLDER.

SPARK PLUG WRENCH

84-04120
5/8" SOCKET IS 3/8" DRIVE OR 19MM WRENCH.



SMALL OVERALL DESIGN ALLOWS ACCESS TO THE SPARK PLUG ON TIGHT CONFIDES OF ENGINE DESIGNS. A HANDY 19MM HEX MACHINED INTO END OF SOCKET CAN BE USED TO HOLD THE FRONT AXLE OF MANY MACHINES FACILITATING FRONT AXLE REMOVAL.

IMPACT DRIVER

HEAVY DUTY IMPACT DRIVER DESIGNED FOR GENERAL SHOP USE. REVERSIBLE TO TIGHTEN OR LOOSEN SCREWS OR BOLTS ON IMPACT. 3/8" SQUARE DRIVE. COMES COMPLETE WITH FOUR BITS AND A METAL STORAGE CASE.

- 84-03800 DRIVER WITH SHORT BIT SET**
- 84-03801 SHORT BIT 4 PIECE REPLACEMENT SET**
- 84-03802 LONG BIT 4 PIECE REPLACEMENT SET #2, #3 PHILLIPS & 8/10MM SLOT**



CHROME	BLACK	
54-78010	54-78010B	1", 1/2" HOLE
54-78011	54-78011B	1-1/8", 1/2" HOLE
54-78012	54-78012B	1-1/4", 1/2" HOLE
54-78013	54-78013B	7/8", 1/2" HOLE
54-78014	54-78014B	1 1/2", 1/2" HOLE
54-78020	54-78020B	1". 3/8" HOLE
54-78021	54-78021B	1-1/8", 3/8" HOLE
54-78022	54-78022B	1-1/4", 3/8" HOLE

3-PIECE CLAMPS
OUR 3-PIECE CLAMPS AVAILABLE IN CHROME OR BLACK ARE AVAILABLE IN 5 SIZES: 1", 1-1/8", 1-1/4", 7/8" AND 1-1/2".



3-PIECE CLAMPS NOW IN BLACK



RIM STRIPS



MADE OF BUTYL RUBBER

EMGO#	DESCRIPTION
98-88791	21" Rimstrip
98-88799	19" Rimstrip
98-88798	18" Rimstrip
98-88797	17" Rimstrip
98-88796	16" Rimstrip
98-88794	14" Rimstrip
98-88790	10" Rimstrip

STANDARD ALL RUBBER TYPE RIM LOCKS



EMGO#	DESCRIPTION	TIRE SIZE
16-26000	Rim Lock 1.60	250-300
16-26010	Rim Lock 1.85	325-350
16-26020	Rim Lock 2.15	400-450
16-26030	Rim Lock 2.75	475& up

COMPETITION TYPE CAST ALUMINUM & RUBBER LOCKS



EMGO#	DESCRIPTION	TIRE SIZE
16-26050	Rim Lock 1.60	250-300
16-26060	Rim Lock 1.85	325-350
16-26070	Rim Lock 2.15	400-450
16-26080	Rim Lock 2.75	475& up

RIM LOCKS, CLAMPS, EXHAUST SPRINGS/PULLERS, T-HANDLE SETS

TOOLS/ACCESSORIES



HANDLE BAR MOUNT USB CHARGER

84-15670

COMPACT DESIGN MOUNTS TO EITHER 7/8" OR 1" HANDLEBARS, WITH INCLUDED SLEEVE. DUAL USB CHARGING PORTS ALLOWS YOU TO CHARGE YOUR APPLE IPHONE, APPLE IPOD, BLACKBERRY, GARMIN GPS AND OTHER MODERN GADGETS WHILE RIDING YOUR FAVORITE MOTORCYCLE (AS LONG AS IT HAS A 12VOLT CHARGING SYSTEM.) SIMPLY CONNECT TO YOUR 12VDC ELECTRICAL SYSTEM AND CHARGE IT. THIS WICKED LITTLE GIZMO WILL POWER DOWN YOUR 12 VDC SYSTEM TO DC 5V.

CYCLE JUMPER CABLE SET



10 GAUGE BATTERY JUMPER CABLE SET. INSULATED COLOR CODED TERMINAL CLAMPS FOR SAFE AND SECURE HANDLING
84-96306
 6FT LENGTH
84-96308
 8FT LENGTH

BATTERY CHARGER (6V-12V)



HALF AMP CHARGE RATE WITH T-CONNECTION INPUT PLUG THAT SECURES TO THE BATTERY. JUST PLUG IN CHARGER OUTPUT PLUG TO CHARGE THE BATTERY. NO MESS, NO NEED TO REMOVE THE BATTERY EVERY TIME YOU CHARGE IT. ON/OFF SWITCH WITH POWER INDICATOR LIGHT ASSURES SAFE OPERATION.
84-15650 FOR NORTH AMERICAN MARKET
84-15610 FOR UNITED KINGDOM MARKET
84-15620 FOR GERMAN MARKET
84-15651 PIGTAIL T-CONNECTOR

CHAIN BRUSH



84-56440

KEEPING YOUR CHAIN CLEAN GREATLY EXTENDS THE LIFE OF IT.



EXHAUST PLUGS
 MADE OF SOFT RUBBER. AVAILABLE IN TWO SIZES.

80-47331
 LARGE
80-47330
 SMALL

CARBURETOR SYNCHRONIZERS

84-68594
 4-CARB SET

84-68592
 2-CARB SET



COMPLETE KITS WITH VACUUM GAUGES, HOSES, ADAPTERS, MOUNTING PLATE AND INSTRUCTIONS.

VACUUM PORT PLUGS

SOLD 10 PER BAG

26-81113



REPLACES KAWASAKI #92068-006. FITS MANY KAWASAKIS FROM 1973- PRESENT. IT ALSO REPLACES YAMAHA OE# 16G-13569-00-00, AND FITS MODELS FROM 1976 - PRESENT.

THESE PLUGS ARE USEFUL AROUND THE WORKSHOP FOR PLUGGING A VARIETY OF VACUUM PORTS WHEN GOING FROM VACUUM TO MANUAL PETCOCKS, SWITCHING CARBS AND MODIFYING INTAKE SYSTEMS

**NEW
LINE**

**BSA
HONDA
YAMAHA
KAWASAKI
FORK TUBES**



EXPANDED FORK TUBES



OIL MICROGLASS/SPIN-ON



OIL FILTER ELEMENTS



AIR FILTERS



CLAMP-ON AIR FILTERS



FUEL FILTERS

EMGO

U.S.A.

EMGO AIR, FUEL, AND OIL FILTERS HAVE BEEN A LEADING SELLER FOR YEARS. THE DEALERS LIKE THE MARGINS, THE RIDERS LIKE BEING ABLE TO PURCHASE A HIGH QUALITY FILTER AT A REASONABLE PRICE. EMGO OFFERS ONLY MOTORCYCLE AND ATV/UTV FILTERS. WE ARE NOT AN AUTOMOTIVE SUPPLIER IN THE MOTORCYCLE MARKET.

CHECK OUT OUR LINE OF FILTERS AT YOUR LOCAL AFTERMARKET MOTORCYCLE PARTS DISTRIBUTOR. GET THE PROFIT MARGINS YOU NEED PLUS A HAPPY CUSTOMER.

EMGO MIRRORS MAY BE THE BEST SELLING AFTERMARKET MIRROR LINE IN THE STATES. FAST MOVERS WITH UP-TO-DATE MODELS AND STYLES FOR CRUISERS, SPORTBIKES, AND SCOOTERS...JUST ASK YOUR LOCAL EMGO DISTRIBUTOR. STOCK EMGO MIRRORS AND INCREASE YOUR MARGINS. YOUR DISTRIBUTOR CAN GIVE COMPETITIVE PRICES (VERY COMPETITIVE)...YOUR CUSTOMERS WILL SEE THE QUALITY AND SMILE AT THE REASONABLE PRICES YOU CAN OFFER.

DEALERS:

PLEASE CONTACT YOUR EMGO DISTRIBUTOR FOR PRICES AND INFORMATION ON THESE, PLUS HUNDREDS OF OTHER EMGO MOTORCYCLE PARTS/ACCESSORIES. INCREASE YOUR PROFITS AS OUR PRODUCTS ARE FAST MOVING, HIGH QUALITY AND AT REASONABLE PRICES MORE OF WHAT YOUR CUSTOMERS WANT. TO VIEW THE ENTIRE 2017 EMGO PRODUCT LINE VISIT OUR WEBSITE:

www.emgo.com

EMGO

U.S.A.

**EXPANDED
HANDLEBAR
LINE**



HANDLEBARS



AMERICAN CRUISERS



METRIC MOTORCYCLES



"CLASSIC" CAFE'/ BRITISH



UNIVERSAL FIT & SCOOTERS




UTV/ATV



2017 TOOLS/ACCESSORIES AND ELECTRICAL.



ALSO INCLUDES SHOCKS AND FORKS



2017 FILTER




2017 MIRRORS



2017 BRAKE CATALOG



2017 CLASSIC/VINTAGE



2017 CONTROLS



2017 HANDLEBAR CATALOG

GIVE YOURSELF THE EMIGO ADVANTAGE!

WWW.EMGO.COM. HAS BEEN UPDATED WITH OUR LATEST CATALOGS AND NEW PRODUCT INFORMATION AVAILABLE TO VIEW.

GO TO WWW.EMGO.COM (HOME PAGE) AND VIEW OUR CATALOGS AND PASSPORTS WHICH CONTAIN ALL NEW ITEMS FOR 2017.

OR CONTACT US AT:



PHONE: (770) 944-3532



FAX: (770) 944-7672



**MAIL TO: EMGO INT'L LTD.
PO BOX 664
MABLETON, GA
30126 U.S.A.**



VISIT OUR UPDATED WEBSITE

INTERNET: WWW.EMGO.COM

EMAIL: EMGO@EMGO.COM

NOT JUST FILTERS & MIRRORS....

PEOPLE KNOW US FOR OUR FILTERS & MIRRORS BECAUSE WE ARE ONE OF THE WORLDS LEADING SUPPLIERS OF MOTORCYCLE FILTERS & MIRRORS.

WE ARE ALSO A MAJOR SUPPLIER OF BRAKE PADS, CONTROL LEVERS, FOOTPEGS, GOGGLES AND MANY OTHER AFTERMARKET POWERSPORT PRODUCTS.

IN FACT, WE HAVE OVER 4,000 CATALOGUED PARTS THAT WE SUPPLY TO OVER 100 DISTRIBUTORS THROUGHOUT THE WORLD.

IF YOU ARE NOW OFFERING YOUR CUSTOMERS QUALITY EMGO PRODUCTS, THEN YOU KNOW OUR PRODUCTS ARE PROFIT MAKERS.

IF YOU ARE STILL NOT OFFERING YOUR CUSTOMERS EMGO PRODUCTS, THEN YOU ARE MISSING OUT.

RETAIL DEALERS: CONTACT YOUR EMGO DISTRIBUTOR TODAY!



THE AMERICAN MOTORCYCLE PROFESSIONALS IN

ASIA SINCE 1967

DISTRIBUTED BY:



UNITED STATES:

ATTN: EMIL GOMEZ

BOX 664

MABLETON, GA. 30126

TEL: 770-944-3532

FAX: 770-944-7672

E-MAIL: emil@emgo.com

TAIWAN:

ATTN: SHARON CHUNG

2ND FLOOR, #142 MIN CHUAN E. RD.

SEC 2, TAIPEI, TAIWAN R.O.C.

TEL: 886-2-2517-2722

FAX: 886-2-2501-1124

E-MAIL: sharon@emgo.com.tw