

Surface Mount RF Transformer

50Ω 0.3 to 400 MHz

TX1-1+
TX1-1



CASE STYLE: TT240
PRICE: \$3.50 ea. QTY (1-9)

+RoHS Compliant

The +Suffix identifies RoHS Compliance. See our web site for RoHS Compliance methodologies and qualifications

Maximum Ratings

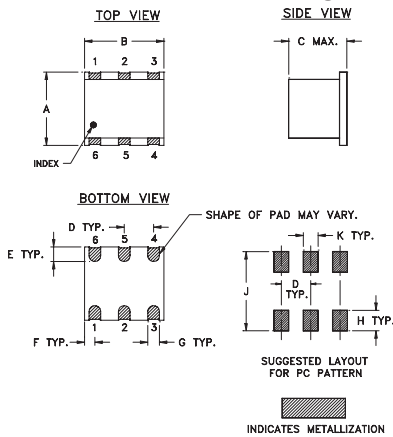
Operating Temperature	-20°C to 85°C
Storage Temperature	-55°C to 100°C
RF Power	0.25W
DC Current	30mA

Permanent damage may occur if any of these limits are exceeded.

Pin Connections

PRIMARY DOT	4
PRIMARY	6
SECONDARY DOT	3
SECONDARY	1
NOT USED	2,5

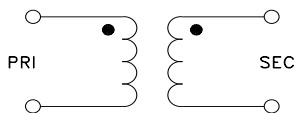
Outline Drawing



Outline Dimensions (inch/mm)

A	B	C	D	E	F
.250	.31	.20	.100	.050	.055
6.35	7.87	5.08	2.54	1.27	1.40
G	H	J	K	wt	
.040	.070	.270	.050	grams	
1.02	1.78	6.86	1.27	0.50	

Config. C



Notes

- Performance and quality attributes and conditions not expressly stated in this specification document are intended to be excluded and do not form a part of this specification document.
- Electrical specifications and performance data contained in this specification document are based on Mini-Circuit's applicable established test performance criteria and measurement instructions.
- The parts covered by this specification document are subject to Mini-Circuit's standard limited warranty and terms and conditions (collectively, "Standard Terms"); Purchasers of this part are entitled to the rights and benefits contained therein. For a full statement of the Standard Terms and the exclusive rights and remedies thereunder, please visit Mini-Circuit's website at www.minicircuits.com/MCLStore/terms.jsp

Features

- wideband, 0.3 to 400 MHz
- good return loss

Applications

- VHF/UHF
- receivers/transmitters

Transformer Electrical Specifications

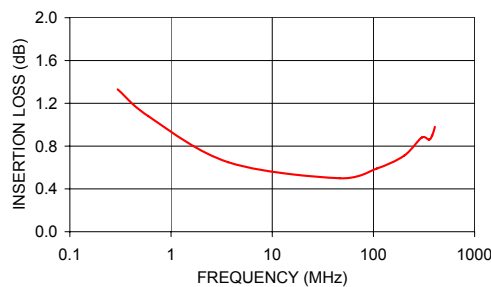
Ω RATIO	FREQUENCY (MHz)	INSERTION LOSS*		
		3 dB MHz	2 dB MHz	1 dB MHz
1	0.3-400	0.3-400	0.6-200	2-50

* Insertion Loss is referenced to mid-band loss, 0.5 dB typ.

Typical Performance Data

FREQUENCY (MHz)	INSERTION LOSS (dB)	INPUT R. LOSS (dB)
0.30	1.33	10.98
0.60	1.08	15.06
3.66	0.65	21.92
46.55	0.50	26.62
107.85	0.59	21.89
201.04	0.71	17.52
300.13	0.88	14.87
354.38	0.86	14.02
381.50	0.90	13.61
405.20	0.98	13.38

TX1-1
INSERTION LOSS



TX1-1
INPUT RETURN LOSS

